



2005-06 CENTRAL MISSOURI STATE UNIVERSITY MULES BASKETBALL

2005-06 CMSU Mules Basketball Schedule

November

7	at Austin Peay State (exhibition)	L 94-90
15	Hannibal-LaGrange	W 92-61
19	Monmouth	W 90-61
22	William Penn.	W 88-52
25-26	Holiday Inn Express / KOKO-J98.5 Thanksgiving Classic	
25	Haskell Indian Nations	W 101-59
26	Illinois Institute of Technology	W 93-58
30	Lincoln	W 72-57

December

3	at St. Mary's	W 79-52
5	at St. Edward's	L 79-77
10	at Washburn *	W 76-68
16-18	Las Vegas High Desert Classic	
16	vs. Eastern New Mexico	W 75-67
18	vs. Rollins	W 89-55
22	Southwestern Oklahoma State	W 84-73
28	Live'n' the Dream (exhibition)	W 105-84
31	Northwest Missouri *	W2OT 99-94

January

4	Truman State *	L 77-69
7	at Missouri Western *	W 87-84
10	at Southwest Baptist *	L 95-78
14	Emporia State *	LOT 86-78
18	Missouri Southern *	W 79-52
25	at Pittsburg State *	7:30 pm
28	at Northwest Missouri *	7:30 pm

February

1	Pittsburg State *	7:30 pm
8	at Missouri Southern *	7:30 pm
11	at Emporia State *	7:30 pm
15	Southwest Baptist *	7:30 pm
18	Missouri Western *	3:30 pm
22	at Truman *	7:30 pm
25	Washburn *	3:30 pm

March

2-5 MIAA Tournament -- Kansas City, Mo.

Home games in bold. All times are Central time.

Catch all the Mules Action on

KOKO-1450 / KWKL-98.5 and KTGB the Bridge 90.9

or on the Internet at www.kwkj.com

Keep up with Mules & Jennies Athletics at

www.cmsu.edu/athletic

Media Contacts

Central Missouri State University

Rob McCutcheon, Athletics Media Relations Director

Office: (660) 543-4312; Fax: (660) 543-8034

Email: rmccutcheon@cmsu1.cmsu.edu

Web Site: www.cmsu.edu/athletic

Pittsburg State University

Dan Wilkes, Sports Information Director

Office: (620) 235-4147; Fax: (620) 235-4149

Email: dwilkes@pittstate.edu

Web Site: www.pittstate.edu/athletics

vs. Pittsburg State University Gorillas (6-12, 2-5 MIAA)
Central Missouri State University Mules (14-4, 4-3 MIAA)

Wednesday, January 25, 2006 - 7:30 p.m.

Pittsburg, Kan. * John Lance Arena (6,500)

Officials: Gene Millentree, Al Steed, Gordon Kratz

CMSU Media Contact: Rob McCutcheon, Athletics Media Relations Director * Multipurpose Building Room 203

Warrensburg, MO 64093 * Phone - 660-543-4312 * Fax - 660-543-8034 * Email - rmccutcheon@cmsu1.cmsu.edu

Radio: Central Missouri Sports Network (Shawn Jones play-by-play and Bob Jackson analyst)

Central Missouri State University Mules Probable Starters

P	No.	Name	Ht.	Wt.	Year	PPG	RPG	Asts	Stls	Hometown
G	5	Wadale Williams	5-11	182	Jr-Tr	11.7	3.6	98	39	Columbia, Tenn
G	12	Corey Brown	6-0	165	Sr-1L	7.1	3.9	48	26	Memphis, Tenn
C	54	Alonzo Brooks	6-7	230	Jr-Tr	10.8	6.2	15	9	Greenville, N.C.
F	3	David Hilliard	6-6	213	Sr-1L	8.4	3.7	26	9	Chicago, Ill.
F	4	Mike Hicks	6-4	200	Sr-1L	21.3	4.7	37	23	Smyrna, Tenn

Pittsburg State University Gorillas Probable Starters

P	No.	Name	Ht.	Wt.	Year	PPG	RPG	Asts	Stls	Hometown
G	5	Eddie Jackson	5-11	165	Senior	19.6	3.1	24	17	Cleburne, Tex
G	12	Joe Bridges	6-2	175	Junior	6.7	2.6	48	10	Houston, Tex
C	40	Daniel Balir	6-6	240	Junior	9.7	6.5	20	12	Sugar Land, Tex
F	33	Zac Shepherd	6-4	200	Senior	8.5	4.8	20	16	Carthage, Mo
F	50	Edward Morris	6-7	195	Junior	8.2	7.3	12	13	Wichita, Kan

Mules roll past Lions, 79-52

(WARRENSBURG, Mo.) - The Central Missouri State Mules stepped on the pedal from the start and never let up as they blew past an injury-plagued Missouri Southern team, 79-52 on Wednesday night in Warrensburg.

The Mules started the game on a 23-6 run and didn't allow the Lions to get to double-digits until there was a 7:48on the clock. MIAA leading scorer **Michael Hicks** set the tone when he drilled a 28-foot three-pointer at the 8:30 mark. The Lions would cut the lead to 12 late in the period even but the Mules came back to put it at 37-22 going into halftime. Hicks led all scorers at the break with 12 points while MSSU was led by Myron Hodge with nine. CMSU shot 48 percent in the period while holding the Lions to only 35 percent from the floor.

The second period saw much of the same as the Mules started on a 10-3 run and never looked back. The Lions would get no closer than 17 the rest of the way. MSSU could not muster any offense without leading scorer Quentin Edwards, who injured his knee in practice during the week. The Lions starting guards went 0-for-19 from the floor in the outing thanks to a stifling Mules defense. The 52 points allowed was the second fewest allowed since the 2000-2001 season in MIAA play (a 44-40 win over Truman).

Hicks led all scorers with 22 points while **David Hilliard** had 13 of his 17 in the second half. **Theo Jones** added 15 points on 3-of-5 shooting from beyond the arc while **Wadale Williams** rounded out Mules in double-figures with 11 and seven assists.

The Lions were led by Hodge and Jeremy Bond with 14 points apiece while Dan Jones added 10.

Bearcats thump Gorillas

MARYVILLE, Mo. - No. 23 Northwest Missouri State Bearcats went a 19-0 run to start the game and forced 24 turnovers overall on their way to a 90-42 victory over Pittsburg State Saturday afternoon (Jan. 21) at Bearcat Arena.

The 48-point win was the largest in the series for Northwest (15-3, 6-1 MIAA), as PSU did not score a point until the 14:10 mark of the first half.

The Bearcats scorched out to the early lead thanks to great shooting going 7-for-7 to start the game. By the time Northwest missed its first field goal, the hosts led 17-0 and PSU (6-12, 2-5 MIAA) had five turnovers and three missed shots. Even the first miss for Northwest was cleaned up on a tip-in by redshirt freshman Hunter Henry to cap the 19-0 spurt.

A three-pointer by PSU's Eddie Jackson halted the Northwest scoring run and started a mini comeback. The Gorillas, on the strength of four treys in the next five-plus minutes, cut the gap to 24-16 at the 8:36 mark. However Northwest ran up the count to 43-18 at the half, outscoring the Gorillas 19-2 in the final eight minutes.

PSU had 16 turnovers compared to just seven made field goals by intermission.

The second half continued to be the same for Northwest as the lead never dwindled under 20 points. Northwest shot 56.5 percent (35-of-62) from the floor and hit a season-best 14-of-25 (56.0 percent) treys. Conversely, Pitt State shot just 31 percent (15-of-48) overall and went 5-of-21 (23.8 percent) from three-point land.

Senior Xzavier Gaines finished with a game-best 19 points on 7-of-11 shooting. Three Bearcats reached 11 points including senior Austin Meyer, senior Addae Houston and junior Mose Howard. Sophomore Matt Withers, the team's leading rebounding on the year, grabbed a team-high six caroms and added eight points.

Jackson was the sole Gorilla in double-figures with 17 points on 7-of-20 shooting. Edward Morris posted 10 rebounds and six points.

2005-06 Central Missouri State University Mules Numerical Roster

No.	Name	Position	Ht.	Wt.	Year (exp.)	Hometown	Previous School
00	Charles Stoker, Jr.	Forward	6-4	195	Junior-Tr	DeSoto, Texas	Paris Junior College
	<i>Averaging 16.4 minutes per game in conference play. Is also second on the team with 34 offensive boards</i>						
1	Theo Jones	Guard	6-3	195	Senior-1L	Bowling Green, Florida	St. Johns River Community College
	<i>Hit for 15 points in the win against Missouri Southern.</i>						
3	David Hilliard	Forward	6-6	213	Senior-1L	Chicago, Illinois	Eastfield Junior College
	<i>Has scored double-figures in his last three games.</i>						
4	Michael Hicks	Guard	6-4	200	Senior-1L	Smyrna, Tennessee	Columbia State Community College
	<i>Leads the MIAA in scoring at 21.3 points per game.</i>						
5	Wadale Williams	Guard	5-11	182	Junior-Tr	Columbia, Tennessee	Walters State Community College
	<i>Got in double-figures against MSSU with 11 points.</i>						
10	Nathan Frazier	Guard	6-1	170	Freshman-HS	Versailles, Missouri	Versailles High School
	<i>In the exhibition vs. Livin' the Dream, he had 15 points, hit three treys, and dished out six assists.</i>						
11	Victor Lee	Guard	6-1	177	Freshman-HS	Lee's Summit, Missouri	Raymore-Peculiar High School
	<i>He saw action in the first five games this year, including a season-high 10 minutes vs. Haskell. He scored his first career basket and grabbed his first two rebounds in that game.</i>						
12	Corey Brown	Guard	6-0	165	Senior-1L	Memphis, Tennessee	Volunteer State Community College
	<i>Had two steals and three assists vs. the Lions.</i>						
15	Dwight Williams	Forward	6-5	195	Senior-3L	Lincoln, Nebraska	East High School
	<i>Pulled down a team-high six rebounds against MSSU.</i>						
21	Paul Banister	Forward	6-8	225	Sophomore-1L	Wildwood, Missouri	Lafayette High School
	<i>Saw action for the first time since Las Vegas against Missouri Southern.</i>						
24	Andrae Brown	Forward	6-7	220	Junior-Tr	East St. Louis, Illinois	Black Hawk East Community College
	<i>Currently out due to injury.</i>						
33	Darryl Sommerset	Forward	6-9	192	Junior-Tr	Memphis, Tennessee	Walters State Community College
	<i>Grabbed five boards against the Lions.</i>						
41	Jeff Deren	Guard	6-3	190	Junior-2L	Harlan, Iowa	Harlan High School
	<i>Got in the game for the first time since his 12 minute performance in Vegas against the Lions.</i>						
54	Alonzo Brooks	Center	6-7	230	Junior-Tr	Greenville, North Carolina	Hartnell College
	<i>Was held to only four points and three boards against Missouri Southern.</i>						
Pronunciation Guide -		Jeff Deren - DARE-in	David Hilliard - HILL-ee-ard	Wadale Williams - wah-DELL			

The Opponent

Pittsburg State: The Gorillas are 6-12 this season and have dropped three of their last four games. Last time out, they were beaten 90-42 at Northwest Missouri. Previous to that, they lost 71-58 at Washburn. Pittsburg State beat 24th ranked Truman at home however, 68-55. The Gorillas have shown capability on offense but they are inconsistent; this was never more evident than the blown 28-point lead over Missouri Southern on Jan. 11.

Individually, Eddie Jackson leads the team and is second in the MIAA in scoring at 19.6 points per game. No other player averages in double figures. Daniel Blair pulls down 6.5 boards per contest to rank sixth in the conference.

Mules Basketball All-Time

Central Missouri State Mules basketball is in its 100th season. The Mules have produced an all-time record of 1404-866. The Mules are the second winningest program in NCAA Division II basketball history (trailing only Kentucky Wesleyan).

Central Missouri has won three national titles--the NAIB titles in 1936-37 (the first ever collegiate basketball championship) and 1937-38, and the NCAA-II title in 1984.

The Mules have also claimed 15 regular season conference titles (the most of any modern-day MIAA team), three MIAA tournament crowns, and have advanced to the NCAA Tournament 16 times.

Home Sweet Home

Central Missouri State is 9-2 in the friendly confines of the Multipurpose Building this year. The Mules have won 24 of their last 27 games at home dating back to 2004. However, their two losses have come in MIAA play, making them 2-2 at home in league play.

Offense, No Problem

CMSU is averaging 83.8 points per game this season, good for 24th in NCAA Division II and second in the MIAA. They have only been held under 70 points one time this season; against Truman State at home, they lost 77-69.

He's on Fire

Michael Hicks has been a scoring machine this season. He has put up over 25 points seven times and over 30 twice. He is the MIAA's leading scorer at 21.3 points per game and has hit 66 three-pointers this year. He is also first in the league in free throw percentage, hitting 90-of-104 (.865).

Nationally, Hicks is 6th in three-pointers made per game (3.7), 25th in scoring, and 24th in free throw percentage.

MIAA Play

The Mules entered MIAA play out-scoring their opponents by 24.3 points and out-rebounding them by 6.5. Against their seven conference foes, the Mules have out-scored their opponents by an average of 1.5 points (80.9-to-79.4) and are being out-rebounded by 0.6 (38.4-to-39.0) per game.

Hilliard steps up

Senior forward **David Hilliard** has come into his starting role in the last three games, scoring 10 against SBU, 14 vs. the Hornets, and 17 against MSSU. He has logged more than 25 minutes in his last eight games for CMSU.

Kim Anderson Mules Basketball Show schedule set

Dates have been set for the Kim Anderson Mules Basketball Show, presented by Bob Showers Financial of Warrensburg.

Ten shows are scheduled for Monday nights at 7:00 p.m. on 1450 KOKO and J-98.5 FM. Show dates are November 21; December 12; January 9, 16, 23, and 30; and February 6, 13, 20, and 27. Coach Anderson and host Shawn Jones will discuss the Mules' season to date, preview upcoming contests, and visit about other happenings around the league and NCAA Division II basketball. The show will be broadcast from the KOKO/KWKJ studios.

Fans can call in with questions or thoughts at 660-747-3883, or email their comments to askthecoach@kwkj.com.

Mules on the Airwaves

The Mules can be heard on KOKO 1450 AM, KWKJ 98.5 FM, and 90.9 KTBG FM. The Mules' pregame show with Shawn Jones begins 25 minutes prior to tipoff. Jones will provide the play-by-play with Greg Hassler and Bob Jackson bringing the color commentary.

Central Missouri State broadcasts may also be heard on the Internet at www.cmsu.edu/athletic or on KWKJ.com.

Central Missouri State basketball can also be heard on TEAMLINE at 1-800-846-4700, code 3946. Calls to listen to Mules games are 50 cents per minute for the first hour and then 20 cents for each additional minute. Additionally a season ticket can be purchased that reduces the per minute cost to 15 cents.



2005-2006 NCAA-II National Poll

Team.....	Rec.	Pts
1. Montevallo (7 first place votes)	16-1	199
2. Western Washington	13-1	191
3. Seattle Pacific (1)	13-1	186
4. Saint Joseph's	15-1	172
5. Northern State	14-1	170
6. Southwest Baptist	16-1	161
7. Virginia Union	11-2	152
8. Fort Hays State	14-1	140
9. Southern Indiana	17-2	135
10. Stonehill	14-1	130
11. Findlay	14-2	119
12. Barton	11-1	109
13. Alabama-Huntsville	14-2	105
14. Delta State	13-1	102
15. Johnson C. Smith	11-3	86
16. Grand Canyon	14-3	80
17. Mount Olive	11-3	50
18. Winona State	12-4	48
19. Minnesota State-Mankato	15-3	45
20. Grand Valley State	14-3	42
21. Alderson-Broaddus	11-2	40
22. West Virginia State	12-3	33
23. Northwest Missouri State	13-3	27
24. Truman	13-3	15
25. Saint Rose	12-4	12

Others receiving votes: Ferris State 9, SIU Edwardsville 9, Tarleton State 9, Pittsburgh-Johnstown 7, South Carolina Upstate 5, **Central Missouri State 4**, Lynn 4, Ashland 3, Chaminade 3, St. Edward's 3, Catawba 1, Massachusetts-Lowell 1, West Liberty State 1.



2005-2006 Men's Basketball

	MIAA				Overall		
	W	L	Pct.		W	L	Pct.
Southwest Baptist (7).....	6	1	.857		17	1	.944
Northwest Missouri State	6	1	.857		15	3	.833
Truman (16).....	4	3	.571		14	4	.778
Central Missouri State (17).....	4	3	.571		14	4	.778
Emporia State.....	4	4	.500		14	7	.667
Missouri Western.....	2	5	.286		11	7	.611
Missouri Southern.....	2	5	.286		9	9	.563
Washburn.....	2	5	.286		8	9	.471
Pittsburg State.....	2	5	.286		6	12	.333

NABC Division II Coaches Poll ranking in parenthesis

Recent Results

Saturday, January 21

- *PSU 42 @ NWMSU 90 Final
- *TSU 61 @ ESU 58 Final
- *MWSU 74 @ SBU 75 Final/OT
- *WU 60 @ MSSU 56 Final

Upcoming Schedule

Wednesday, January 25	*CMSU @ PSU.....	7:30 PM
	*NWMSU @ TSU.....	7:30 PM
	*WU @ MWSU.....	7:30 PM
Saturday, January 21 -	*TSU @ WU.....	7:30 PM
	*CMSU @ NWMSU.....	7:30 PM
	*ESU @ SBU.....	7:30 PM
	*MWSU @ MSSU.....	7:30 PM

South Central Region Rankings

School	Record	In Region
1. Northwest Missouri State	8-3	8-1
2. Southwest Baptist	13-1	9-1
3. Tarleton State	8-4	8-2
4. St. Edward's	8-2	7-1
5. Central Missouri State	8-4	7-4
6. Northeastern State	8-5	7-4
7. Truman	9-2	5-2
8. Emporia State	8-5	5-4
9. Midwestern State	10-5	9-2
10. Texas A&M-Kingsville	8-5	8-5

MIAA Comparison

(Through games of January 1, 2006)

CMSU	Team Statistics	MSSU
83.8 (2nd).....	Scoring Offense	68.4 (9th)
68.3 (6th).....	Scoring Defense	67.3 (5th)
+15.4 (2nd).....	Scoring Margin	+1.2 (8th)
.723 (2nd).....	Free Throw Percentage721 (3rd)
.454 (4th).....	Field Goal Percentage405 (9th)
.407 (2nd).....	Field Goal Percentage Defense444 (8th)
7.28 (5th).....	3-PT Field Goals Made	5.50 (8th)
.366 (2nd).....	3-PT Field Goal Percentage306 (9th)
.308 (2nd).....	3-PT Field Goal Percentage Defense355 (8th)
39.8 (2nd).....	Rebounds	35.1 (7th)
36.1 (7th).....	Rebounds Allowed	32.9 (2nd)
+3.8 (2nd).....	Rebound Margin	+2.2 (7th)
13.44 (1st)	Offensive Rebounds	12.78 (5th)
26.39 (3rd).....	Defensive Rebounds	22.33 (8th)
16.28 (3rd).....	Assists	11.11 (9th)
16.3-to-12.4 (1.31, 2nd) ...	Assist/Turnover Ratio	11.1-to-16.1 (0.69, 9th)
9.17 (2nd).....	Steals	6.17 (8th)
+4.33 (3rd).....	Turnover Margin	+1.17 (5th)
2.50 (7th).....	Blocked Shots	3.50 (2nd)

Individual Statistical Leaders

Scoring

CMSU - Michael Hicks, 21.3 (1st); Wadale Williams, 11.7 (17th); Alonzo Brooks, 10.8 (19th)

Rebounding

CMSU - Alonzo Brooks, 6.2 (8th)

Field Goal Percentage (min. 5.0 made per game)

CMSU - Michael Hicks, .432 (8th)

Free Throw Percentage (min. 2.5 made per game)

CMSU - Michael Hicks, .865 (1st)

3-Point Field Goal Percentage (min. 1.5 made per game)

CMSU - Michael Hicks, .407 (4th)

3-Point Field Goals Made

CMSU - Michael Hicks, 3.67 (1st)

Assists

CMSU - Wadale Williams, 5.44 (3rd); Corey Brown, 3.43 (6th)

Assist/Turnover Ratio

CMSU - Corey Brown, 2.18 (3rd); Wadale Williams, 2.09 (4th)

Steals

CMSU - Wadale Williams, 2.06 (4th); Corey Brown, 1.86 (6th)

2005-06 Central Missouri State University Mules Basketball

RECORD:	OVERALL	HOME	AWAY	NEUTRAL
ALL GAMES.....	14-4	9-2	3-2	2-0
CONFERENCE.....	4-3	2-2	2-1	0-0
NON-CONFERENCE.....	10-1	7-0	1-1	2-0

Player.....	GP	GS	Min	--TOTAL--			--3-PTS--			--REBOUNDS--			PF	FO	A	TO	Blk	Stl	Pts	Avg					
				Avg	FG	FGA	Pct	3FG	FGA	Pct	FT	FTA									Pct	Off	Def	Tot	Avg
Hicks,Michael.....	18	16	544	30.2	114	264	.432	66	162	.407	90	104	.865	17	68	85	4.7	32	0	37	27	5	23	384	21.3
Conference-Only.....	7	6	254	36.3	50	124	.403	28	73	.384	38	42	.905	5	29	34	4.9	14	0	18	12	2	6	166	23.7
Williams,Wadale.....	18	18	556	30.9	73	177	.412	26	76	.342	38	52	.731	11	53	64	3.6	29	1	98	47	1	39	210	11.7
Conference-Only.....	7	7	226	32.3	25	80	.313	8	34	.235	7	12	.583	7	22	29	4.1	15	1	33	19	0	11	65	9.3
Brooks,Alonzo.....	18	18	426	23.7	79	142	.556	0	0	.000	37	52	.712	45	67	112	6.2	36	0	15	18	2	9	195	10.8
Conference-Only.....	7	7	183	26.1	36	60	.600	0	0	.000	16	26	.615	20	24	44	6.3	21	0	6	7	1	6	88	12.6
Jones,Theo.....	18	8	392	21.8	52	96	.542	25	49	.510	29	40	.725	13	40	53	2.9	40	1	20	17	6	15	158	8.8
Conference-Only.....	7	5	187	26.7	23	45	.511	9	19	.474	11	17	.647	6	18	24	3.4	19	0	7	4	1	10	66	9.4
Hilliard,David.....	18	10	373	20.7	55	104	.529	0	2	.000	41	65	.631	24	42	66	3.7	39	3	26	24	7	9	151	8.4
Conference-Only.....	7	7	198	28.3	29	54	.537	0	2	.000	23	34	.676	14	20	34	4.9	24	3	12	10	4	4	81	11.6
Brown,Corey.....	14	12	379	27.1	32	100	.320	9	44	.205	26	32	.813	11	44	55	3.9	19	0	48	22	0	26	99	7.1
Conference-Only.....	5	3	129	25.8	8	26	.308	3	13	.231	11	12	.917	3	16	19	3.8	9	0	13	8	0	3	30	6.0
Sommerset,Darryl.....	16	8	252	15.8	39	94	.415	5	13	.385	21	36	.583	21	33	54	3.4	35	1	10	19	10	21	104	6.5
Conference-Only.....	5	0	69	13.8	5	16	.313	0	0	.000	5	7	.714	4	8	12	2.4	12	0	3	6	1	5	15	3.0
Brown,Andrae.....	16	0	195	12.2	33	64	.516	0	0	.000	12	24	.500	23	31	54	3.4	19	0	6	15	2	5	78	4.9
Conference-Only.....	5	0	64	12.8	10	18	.556	0	0	.000	2	3	.667	7	13	20	4.0	6	0	5	5	0	2	22	4.4
Stoker,Charles.....	18	0	283	15.7	18	40	.450	0	1	.000	40	49	.816	34	19	53	2.9	23	0	13	17	3	7	76	4.2
Conference-Only.....	7	0	115	16.4	6	14	.429	0	0	.000	14	19	.737	12	9	21	3.0	8	0	3	10	1	2	26	3.7
Williams,Dwight.....	15	0	164	10.9	15	34	.441	0	0	.000	5	10	.500	15	27	42	2.8	15	0	7	9	5	10	35	2.3
Conference-Only.....	5	0	47	9.4	3	14	.214	0	0	.000	1	4	.250	9	4	13	2.6	4	0	1	3	0	2	7	1.4
Frazier,Nathan.....	5	0	42	8.4	2	6	.333	0	1	.000	5	9	.556	1	2	3	0.6	7	0	6	3	0	1	9	1.8
Conference-Only.....	1	0	1	1.0	0	0	.000	0	0	.000	0	0	.000	0	0	0	0.0	0	0	0	0	0	0	0	0.0
Deren,Jeff.....	3	0	18	6.0	1	6	.167	0	5	.000	0	0	.000	0	2	2	0.7	0	0	2	0	0	0	2	0.7
Conference-Only.....	1	0	1	1.0	0	0	.000	0	0	.000	0	0	.000	0	1	1	1.0	0	0	0	0	0	0	0	0.0
Banister,Paul.....	8	0	27	3.4	2	2	1.000	0	0	.000	1	4	.250	3	6	9	1.1	7	0	3	5	3	1	5	0.6
Conference-Only.....	1	0	1	1.0	0	0	.000	0	0	.000	0	0	.000	0	0	0	0.0	1	0	0	1	0	0	0	0.0
Lee,Victor.....	6	0	24	4.0	1	8	.125	0	5	.000	0	0	.000	0	2	2	0.3	3	0	2	0	1	1	2	0.3
Conference-Only.....	0	0	0	0.0	0	0	.000	0	0	.000	0	0	.000	0	0	0	0.0	0	0	0	0	0	0	0	0.0
TEAM.....														24	39	63	3.5	0		1					
Conference-Only.....														5	13	18	2.6	0		0					
Total.....	18				516	1137	.454	131	358	.366	345	477	.723	242	475	717	39.8	304	6	293	224	45	167	1508	83.8
Conference-Only.....	7				195	451	.432	48	141	.340	128	176	.727	92	177	269	38.4	133	4	101	85	10	51	566	80.9
Opponents.....	18				451	1108	.407	119	386	.308	209	301	.694	217	432	649	36.1	363	-	197	302	42	108	1230	68.3
Conference-Only.....	7				197	453	.435	54	166	.325	108	149	.725	92	181	273	39.0	135	2	81	97	15	39	556	79.4

SCORE BY PERIODS: ..	1st	2nd	OT	OT2	Total
Central Missouri State	711	763	18	16	1508
Opponents.....	562	631	26	11	1230

DEADBALL REBOUNDS:	OFF	DEF	TOTAL
Central Missouri State	68	10	78
Opponents.....	47	11	58

Central Missouri State Season Schedule/Results & Leaders

Opponent	Date	Score	WL	ATTEND	POINTS	REBOUNDS	ASSISTS	STEALS	BLOCKS
HANNIBAL-LaGRANGE	Nov 15, 2005	92-61	W	2,250	20-Sommerset	6-Sommerset	10-W. Williams	4-Sommerset	1-Sommerset Stol Banis
MONMOUTH	Nov 19, 2005	90-61	W	1,500	18-Sommerset	8-Sommerset	5-C. Brown	3-W. Williams C. Brown	1-Sommerset Jon
WILLIAM PENN	Nov 22, 2005	88-52	W	1,000	20-Sommerset	6-D. Williams	8-W. Williams	5-C. Brown Hilliard Banister Sommerset	1-A. Bro
HASKELL @	Nov 25, 2005	101-59	W	800	24-Hicks	7-Brooks Hicks	9-W. Williams	4-W. Williams	2-Sommer
ILLINOIS INST. TECH @	Nov 26, 2005	93-58	W	1,100	28-W. Williams	9-Brooks	5-W. Williams	5-C. Brown	3-D. Willia
LINCOLN	Nov 30, 2005	74-57	W	2,200	25-Hicks	14-Brooks	6-C. Brown	2-W. Williams	1-Stol Hi
at St. Mary's	Dec 3, 2005	79-52	W	1,010	16-Hicks	7-Brooks	4-Hicks	4-Hicks Hilliard	1-A. Bro
at St. Edward's	Dec 5, 2005	77-79	L	400	16-Hicks Brooks	8-Brooks	8-W. Williams	2-Hicks C. Brown	1-Jon
at Washburn *	Dec 10, 2005	76-68	W	3,300	13-Brooks	7-C. Brown	5-Hicks	4-Sommerset	1-Bro
vs Eastern New Mexico #	Dec 16, 2005	75-67	W	120	29-Hicks	7-Hicks	5-W. Williams	3-W. Williams	3-Jon
vs Rollins College #	Dec 18, 2005	89-55	W	150	25-Hicks Hilliard	6-A. Brown Hilliard	6-W. Williams	3-W. Williams	2-Sommer
SW OKLAHOMA STATE	Dec 22, 2005	84-73	W	1,600	25-Hicks	7-Hicks	3-W. Williams Hicks	4-Hicks	2-Sommer
NORTHWEST MISSOURI*	Dec 31, 2005	99-94	W 2OT	3,500	34-Hicks Hilliard	7-W. Williams	6-W. Williams	3-Jones	2-Hillia
TRUMAN *	Jan 4, 2006	69-77	L	2,200	17-Hilliard	9-Brooks Jones	3-W. Williams Jones	2-W. Williams	No
at Missouri Western*	Jan. 7, 2006	87-84	W	2,478	31-Hicks	10-Brooks	5-W. Williams	2-W. Williams	1-Hi
at Southwest Baptist*	Jan. 10, 2006	95-78	L	2,546	28- Hicks	8-Brooks	2- four tied	3- Brooks	no
EMPORIA STATE*	Jan. 14, 2006	86-78	L OT	3,800	25-Hicks	5-five tied	8-W. Williams	4-Hicks	1-Jon
MISSOURI SOUTHERN	Jan. 18, 2006	79-52	W	3,200	22-Hicks	6-D. Williams	7-W. Williams	2-C. Brown 2-Jones 2-W. Williams	2-Hillia

@ - Holiday Inn Express/KOKO-J98.5 Thanksgiving Classic

- Las Vegas High Desert Classic

* - MIAA Game

ATTENDANCE SUMMARY	GAMES	TOTALS	AVG/GAME
HOME	11	22,950	2,086
AWAY	5	10,004	1,797
NEUTRAL	2	270	135
TOTAL	18	33,324	1,851

Central Missouri State University Mules & Opponents Game-by-Statistics

MULES STATISTICS

Opponent	Date	Score	--TOTAL--				--3-PTRS--			FT FTA			--REBOUNDS--				PF	A	TO	Blk	Stl	Pts	Av
			W/L	FG	FGA	Pct	3FG	FGA	Pct	FT	FTA	Pct	Off	Def	Tot	Avg							
HANNIBAL-LAGRANGE	11/15/05	92-61	W	34	66	.515	6	20	.300	18	23	.783	11	24	35	35.0	11	20	7	4	10	92	92.0
MONMOUTH	11/19/05	90-61	W	34	63	.540	3	14	.214	19	25	.760	10	24	34	34.5	17	13	15	2	15	90	91.0
WILLIAM PENN.	11/22/05	88-52	W	31	62	.500	6	16	.375	20	34	.588	10	34	44	37.7	18	23	8	4	13	88	90.0
HASKELL	11/25/05	101-59	W	39	77	.506	10	24	.417	13	27	.481	21	31	52	41.2	12	24	10	4	18	101	92.0
ILLINOIS INST. TECH.	11/26/05	93-58	W	26	62	.419	8	19	.421	33	48	.688	14	29	43	41.6	17	18	10	4	16	93	92.0
LINCOLN	11/30/05	74-57	W	22	61	.361	7	25	.280	23	32	.719	21	34	55	43.8	15	14	19	2	6	74	89.0
at St. Mary's	12/03/05	79-52	W	21	60	.350	6	15	.400	31	39	.795	17	21	38	43.0	20	10	10	2	12	79	88.0
at St. Edward's	12/05/05	77-79	L	27	55	.491	5	14	.357	18	21	.857	14	27	41	42.8	18	15	19	1	5	77	86.0
at Washburn	12/10/05	76-68	W	27	60	.450	4	15	.267	18	24	.750	11	23	34	41.8	21	15	11	1	12	76	85.0
vs Eastern New Mexico	12/16/05	75-67	W	28	55	.509	9	18	.500	10	14	.714	9	23	32	40.8	13	17	19	5	7	75	84.0
vs Rollins	12/18/05	89-55	W	29	68	.426	14	33	.424	17	20	.850	16	26	42	40.9	16	23	12	2	6	89	84.0
SW OKLAHOMA STATE	12/22/05	84-73	W	30	57	.526	9	19	.474	15	18	.833	7	25	32	40.2	14	15	10	5	8	84	84.0
NORTHWEST MISSOURI STATE	12/31/05	99-94	Wot	32	67	.478	11	24	.458	24	30	.800	9	34	43	40.4	15	19	16	5	5	99	99.0
TRUMAN	01/04/06	69-77	L	23	69	.333	3	17	.176	20	26	.769	17	21	38	40.2	16	10	6	0	6	69	84.0
at Missouri Western	01/07/06	87-84	W	30	53	.566	7	15	.467	20	39	.513	13	30	43	40.4	17	12	20	1	2	87	84.0
at Southwest Baptist	01/10/06	78-95	L	26	69	.377	6	19	.316	20	22	.909	16	19	35	40.1	21	9	13	0	8	78	84.0
EMPORIA STATE	1/14/06	78-86	Lot	28	72	.389	9	28	.321	13	17	.765	14	27	41	40.1	22	18	12	1	8	78	84.0
MISSOURI SOUTHERN	1/18/06	79-52	W	29	61	.475	8	23	.348	13	18	.722	12	23	35	39.8	21	18	7	2	10	79	83.0
Central Missouri State		1508		516	1137	.454	131	358	.366	345	477	.723	242	475	717	39.8	304	293	224	45	167	1508	83.0
Opponents		1230		451	1108	.407	119	386	.308	209	301	.694	217	432	649	36.1	363	197	302	42	108	1230	68.0

Games played: 18

Points/game: 83.8
 FG Pct: 45.4
 3FG Pct: 36.6
 FT Pct: 72.3
 Rebounds/game: 39.8
 Assists/game: 16.3
 Turnovers/game: 12.4
 Assist/turnover ratio: 1.3
 Steals/game: 9.3
 Blocks/game: 2.5

OPPONENTS STATISTICS

Opponent	Date	Score	--TOTAL--				--3-PTRS--			FT FTA			--REBOUNDS--				PF	A	TO	Blk	Stl	Pts	Av
			W/L	FG	FGA	Pct	3FG	FGA	Pct	FT	FTA	Pct	Off	Def	Tot	Avg							
HANNIBAL-LAGRANGE	11/15/05	92-61	W	26	59	.441	8	21	.381	1	3	.333	9	20	29	29.0	20	13	20	1	2	61	61.0
MONMOUTH	11/19/05	90-61	W	23	58	.397	4	19	.211	11	17	.647	15	22	37	33.0	19	6	28	2	5	61	61.0
WILLIAM PENN.	11/22/05	88-52	W	17	55	.309	5	18	.278	13	17	.765	7	26	33	33.0	24	7	19	3	4	52	58.0
HASKELL	11/25/05	101-59	W	23	55	.418	4	12	.333	9	16	.563	6	27	33	33.0	18	10	25	0	6	59	58.0
ILLINOIS INST. TECH.	11/26/05	93-58	W	24	74	.324	6	22	.273	4	11	.364	23	28	51	36.6	31	8	23	5	3	58	58.0
LINCOLN	11/30/05	74-57	W	21	63	.333	4	21	.190	11	13	.846	9	24	33	36.0	25	9	14	2	11	57	58.0
at St. Mary's	12/03/05	79-52	W	18	55	.327	5	18	.278	11	19	.579	16	24	40	36.6	25	9	22	6	2	52	57.0
at St. Edward's	12/05/05	77-79	L	31	71	.437	9	26	.346	8	12	.667	16	16	32	36.0	20	17	10	4	10	79	59.0
at Washburn	12/10/05	76-68	W	23	56	.411	5	17	.294	17	25	.680	13	24	37	36.1	20	8	17	4	8	68	60.0
vs Eastern New Mexico	12/16/05	75-67	W	29	59	.492	4	17	.235	5	9	.556	9	20	29	35.4	15	12	17	1	12	67	61.0
vs Rollins	12/18/05	89-55	W	18	52	.346	5	20	.250	14	20	.700	10	21	31	35.0	15	12	15	2	7	55	60.0
SW OKLAHOMA STATE	12/22/05	84-73	W	24	54	.444	11	26	.423	14	15	.933	5	23	28	34.4	16	13	12	1	7	73	61.0
NORTHWEST MISSOURI STATE	12/31/05	99-94	Wot	34	85	.400	12	35	.343	14	16	.875	16	30	46	35.3	20	16	11	1	7	99	99.0
TRUMAN	01/04/06	69-77	L	28	57	.491	5	15	.333	16	21	.762	11	29	40	35.6	19	9	13	1	2	77	65.0
at Missouri Western	01/07/06	87-84	W	30	72	.417	11	33	.333	13	20	.650	15	18	33	35.5	28	6	11	2	8	84	66.0
at Southwest Baptist	01/10/06	78-95	L	34	63	.540	12	27	.444	15	19	.789	11	28	39	35.7	18	23	17	4	4	95	68.0
EMPORIA STATE	1/14/06	78-86	Lot	31	71	.437	7	25	.280	17	25	.680	15	32	47	36.4	15	12	11	3	8	86	69.0
MISSOURI SOUTHERN	1/18/06	79-52	W	17	49	.347	2	14	.143	16	23	.696	11	20	31	36.1	15	7	17	0	2	52	68.0
Opponents		1230		451	1108	.407	119	386	.308	209	301	.694	217	432	649	36.1	363	197	302	42	108	1230	68.0
Central Missouri State		1508		516	1137	.454	131	358	.366	345	477	.723	242	475	717	39.8	304	293	224	45	167	1508	83.0

Games played: 18

Points/game: 68.3
 FG Pct: 40.7
 3FG Pct: 30.8
 FT Pct: 69.4
 Rebounds/game: 36.1
 Assists/game: 10.9
 Turnovers/game: 16.8
 Assist/turnover ratio: 0.7
 Steals/game: 6.0
 Blocks/game: 2.3

2005-2006 Mules Basketball Superlatives

Individual Highs

POINTS

MULES - 34, Michael Hicks vs. Northwest Missouri (Dec 31)

OPPS - 30, Austin Meyer, Northwest Missouri (Dec 31)

FIELD GOALS MADE

MULES - 11, Michael Hicks vs. Northwest Missouri (Dec 31)

OPPS - 12, Austin Meyer, Northwest Missouri (Dec 31)

FIELD GOAL ATTEMPTS

MULES - 23, Michael Hicks vs. Northwest Missouri (Dec 31)

OPPS - 25, Robert Lucky, Illinois Tech (Nov 26)

FIELD GOAL PERCENTAGE (min. 5 made)

MULES - 1.000 (5-of-5), Dwight Williams vs. Hannibal-LaGrange (Nov 15)

OPPS - .833 (5-of-6), Chad Reading, Hannibal-LaGrange (Nov 15)

3-POINT FIELD GOALS MADE

MULES - 6, Mike Hicks vs. Rollins (Dec 18), vs. Eastern New Mexico (Dec 16), and vs. Haskell (Nov 26)

OPPS - 6, Austin Meyer, Northwest Missouri (Dec 31)

3-POINT ATTEMPTS

MULES - 13, Mike Hicks vs. Northwest Missouri (Dec 31); vs. Rollins (Dec 18) & vs. Lincoln (Nov 30)

OPPS - 13, Austin Meyer, Northwest Missouri (Dec 31)

3-POINT FIELD GOAL PERCENTAGE (min. 2 made)

MULES - 1.000 (2-of-2), Darryl Sommerset vs. William Penn (Nov 22)

OPPS - .833 (5-of-6), Colt Blair, Southwest Baptist (Jan. 14)
Reggie Gunn, Southwestern Oklahoma (Dec 22)

FREE THROWS MADE

MULES - 10 Mike Hicks vs. Illinois Tech (Nov 26)

OPPS - 9, Rashad Adams, Washburn (Dec 10)

FREE THROW ATTEMPTS

MULES - 12, Mike Hicks vs. Illinois Tech (Nov 26)

OPPS - 12, Rashad Adams, Washburn (Dec 10); Chip Sodemann, Truman (Jan 4)

FREE THROW PERCENTAGE (min. 3 made)

MULES - 1.000 (8-of-8), Michael Hicks vs. Emporia State (Jan 14)

OPPS - 1.000 (6-of-6), David Lunn, St. Edward's (Dec 5)

REBOUNDS

MULES - 14, Alonzo Brooks, Lincoln (Nov 30)

OPPS - 21, Robert Lucky, Illinois Tech (Nov 30)

ASSISTS

MULES - 10, Wadale Williams vs. Hannibal-LaGrange (Nov 15)

OPPS - 17, Sheldon Pace, Southwest Baptist (Dec 5)

TURNOVERS

MULES - 7, Wadale Williams vs. Eastern New Mexico (Dec 16)

OPPS - 7, Chad Kaler, Haskell, (Nov 26); Tyrell Sledge, Emporia State (Jan. 14)

STEALS

MULES - 5, Corey Brown vs. Illinois Tech (Nov 26) and vs. William Penn (Nov. 22)

OPPS - 4, Titus Byrd and Darrin Laye, Lincoln (Nov 30)

BLOCKED SHOTS

MULES - 3, Theo Jones vs. Eastern New Mexico (Dec 16); Dwight Williams vs. Illinois Tech (Nov 26)

OPPS - 3, Robert Lucky, Illinois Tech (Nov 26)

FOULS

MULES - 5, Theo Jones vs. William Penn (Nov 22); Darryl Sommerset vs. Hannibal-LaGrange (Nov 15); David Hilliard at Washburn (Dec 10); vs. Truman (Jan 4), vs. Emporia State (Jan. 14)

OPPS - 5, eight times

Team and Opponents Highs

POINTS

MULES - 101 vs. Haskell Indian Nations (Nov 25)

OPPS - 95, Southwest Baptist (Jan. 10)

FIELD GOALS MADE

MULES - 39 vs. Haskell Indian Nations (Nov 25)

OPPS - 34, Northwest Missouri (Dec 31), Southwest Baptist (Jan. 10)

FIELD GOAL ATTEMPTS

MULES - 77 vs. Haskell Indian Nations (Nov 25)

OPPS - 85, Northwest Missouri (Dec 31)

FIELD GOAL PERCENTAGE

MULES - 56.6 (30-53) vs. Missouri Western (Jan. 7)

OPPS - 49.2 (29-of-59), Eastern New Mexico (Dec 16)

3-POINT FIELD GOALS MADE

MULES - 14 vs. Rollins (Dec 18)

OPPS - 12, Northwest Missouri (Dec 31), Southwest Baptist (Jan. 10)

3-POINT ATTEMPTS

MULES - 33 vs. Rollins (Dec 18)

OPPS - 35, Northwest Missouri (Dec 31)

3-POINT FIELD GOAL PERCENTAGE

MULES - 50.0 (9-fo-18) vs. Eastern New Mexico (Dec 16)

OPPS - 44.4 (12-of-27), Southwest Baptist (Jan. 10)

FREE THROWS MADE

MULES - 33 vs. Illinois Institute of Technology (Nov 26)

OPPS - 17, Washburn (Dec 10)

FREE THROW ATTEMPTS

MULES - 48 vs. Illinois Institute of Technology (Nov 26)

OPPS - 25, Washburn (Dec 10)

FREE THROW PERCENTAGE

MULES - 90.9 (20-of-22) at Southwest Baptist (Jan. 10)

OPPS - 93.3 (14-of-15), Southwestern Oklahoma (Dec 22)

REBOUNDS

MULES - 55 vs. Lincoln (Nov 30)

OPPS - 51, Illinois Institute of Technology (Nov 26)

ASSISTS

MULES - 24 vs. Haskell (Nov 25)

OPPS - 23, at Southwest Baptist (Jan. 10)

STEALS

MULES - 18 vs. Haskell (Nov 25)

OPPS - 12, Eastern New Mexico (Dec 16)

BLOCKED SHOTS

MULES - 5 vs. Eastern New Mexico (Dec 16); vs. Southwestern Oklahoma (Dec 22); vs. Northwest Missouri (Dec 31)

OPPS - 6 at St. Mary's (Dec 3)

TURNOVERS

MULES - 19 vs. Eastern New Mexico (Dec 16); at St. Edward's (Dec 5); vs. Lincoln (Nov 30)

OPPS - 28, Monmouth (Nov 19)

FOULS

MULES - 22 vs. Emporia State (Jan. 14)

OPPS - 31, Illinois Institute of Technology (Nov 26)

2005-2006 Mules Basketball Superlatives

Team and Opponents Lows

POINTS

MULES - 69 vs. Truman (Jan 4)
 OPPS - 52, St. Mary's (Dec 3) & William Penn (Nov 22)

FIELD GOALS MADE

MULES - 21 at St. Mary's (Dec 3)
 OPPS - 17, William Penn (Nov 22)

FIELD GOAL ATTEMPTS

MULES - 53 at Missouri Western (Jan 7)
 OPPS - 52, Rollins (Dec 18)

FIELD GOAL PERCENTAGE

MULES - 33.3 (23-of-69) vs. Truman (Jan 4)
 OPPS - 30.9 (17-of-55), William Penn (Nov 22)

3-POINT FIELD GOALS MADE

MULES - 3 vs. Monmouth (Nov 19); vs. Truman (Jan 4)
 OPPS - 4, Monmouth (Nov 19); Haskell (Nov 25); Lincoln (Nov 30)

3-POINT ATTEMPTS

MULES - 14 vs. Monmouth (Nov 19); at St. Edward's (Dec 5)
 OPPS - 12, Haskell (Nov 25)

3-POINT FIELD GOAL PERCENTAGE

MULES - 17.6 (3-of-17) vs. Truman (Jan 4)
 OPPS - 19.0 (4-of-21), Lincoln (Nov 30)

FREE THROWS MADE

MULES - 10 vs. Eastern New Mexico (Dec 16)
 OPPS - 1, Hannibal-LaGrange (Nov 15)

FREE THROW ATTEMPTS

MULES - 14 vs. Eastern New Mexico (Dec 16)
 OPPS - 3, Hannibal-LaGrange (Nov 15)

FREE THROW PERCENTAGE

MULES - 48.1 (13-of-27) vs. Haskell (Nov 25)
 OPPS - 33.3 (1-of-3), Hannibal-LaGrange (Nov 15)

REBOUNDS

MULES - 32 vs. Eastern New Mexico (Dec 16)
 OPPS - 28, Southwestern Oklahoma (Dec 22)

ASSISTS

MULES - 9 at Southwest Baptist (Jan. 10)
 OPPS - 6, Monmouth (Nov 19)

STEALS

MULES - 5 at St. Edward's (Dec 5); vs. Northwest Missouri (Dec 31)
 OPPS - 2, Hannibal-LaGrange (Nov 15)

BLOCKED SHOTS

MULES - 0 vs. Truman (Jan 4), at Southwest Baptist (Jan. 10)
 OPPS - 0, Haskell (Nov 25)

TURNOVERS

MULES - 6 vs. Truman (Jan 4)
 OPPS - 10, St. Edward's (Dec 5)

FOULS

MULES - 11 vs. Hannibal-LaGrange (Nov 15)
 OPPS - 15, Emporia State (Jan. 14)

CMSU Mules Basketball Specialty Statistics

2005-06 Trends

When leading at the half.....	11-2
When trailing at the half.....	2-2
When tied at the half.....	1-0
In Overtime.....	1-1
When scoring 69 points or less.....	0-1
When scoring 70-79 points.....	5-3
When scoring 80-89 points.....	4-0
When scoring 90-99 points.....	4-0
When scoring 100 points or more.....	1-0
At home.....	9-2
On the road.....	3-2
At neutral sites.....	2-0
When out-shooting opponent.....	14-1
When out-shot by opponent.....	0-3
When tied in shooting.....	0-0
When out-rebounding opponent.....	9-1
When out-rebounded by opponent.....	5-3
When tied in rebounding.....	0-0
When having fewer turnovers than opponent.....	10-2
When having more turnovers than opponent.....	4-2
When tied in turnovers.....	0-0
When shooting 50% or better from the field.....	7-0
When shooting less than 50% from the field.....	7-4
When shooting 60% or better from the FT line.....	11-4
When shooting less than 60% from the FT line.....	3-0
When shooting 30% or better from 3FG range.....	11-3
When shooting less than 30% from 3FG range.....	3-1

2005-06 By the Numbers

Double Figure Scoring	
Mike Hicks.....	17
Alonzo Brooks.....	11
Wadale Williams.....	10
Theo Jones.....	6
David Hilliard.....	6
Corey Brown.....	4
Darryl Sommerset.....	4
Charles Stoker.....	2
Andrae Brown.....	1
Dwight Williams.....	1
Games with 20+ Points	
Michael Hicks.....	12
Darryl Sommerset.....	2

Wadale Williams.....	2
Double-Doubles	
Alonzo Brooks.....	2
Games Led (or shared lead) in Scoring	
Michael Hicks.....	12
Darryl Sommerset.....	3
Alonzo Brooks.....	2
David Hilliard.....	1
Wadale Williams.....	1
Games Led (or shared lead) in Rebounding	
Alonzo Brooks.....	8
Michael Hicks.....	4
Darryl Sommerset.....	2
David Hilliard.....	3
Wadale Williams.....	2
Dwight Williams.....	2
Andrae Brown.....	1
Corey Brown.....	1
Charles Stoker.....	1
Games Led (or shared lead) in Assists	
Wadale Williams.....	14
Mike Hicks.....	3
Corey Brown.....	3
David Hilliard.....	1
Theo Jones.....	1
Alonzo Brooks.....	1
Andrae Brown.....	1
Games Led (or shared lead) in Steals	
Wadale Williams.....	8
Corey Brown.....	5
Mike Hicks.....	4
Darryl Sommerset.....	3
Theo Jones.....	3
Paul Banister.....	1
David Hilliard.....	1
Alonzo Brooks.....	1
Games Led (or shared lead) in Blocked Shots	
Darryl Sommerset.....	5
Theo Jones.....	4
David Hilliard.....	3
Andre Brown.....	2
Charles Stoker.....	2
Michael Hicks.....	2
Paul Banister.....	1
Alonzo Brooks.....	1
Dwight Williams.....	1

The Last Time it Happened

The Mules Scored 100 Pts.....	101 vs. Haskell (11/25/05)
Opponent Scored 100 ... 100, NW Missouri (2/26/02)	
A Mule Scored 30 Points.....	Michael Hicks (31) vs. Missouri Western (12/31/05)
The Mules had 50 Rebounds.....	55 vs. Lincoln (11/30/05)
Opponent had 50 Rebounds.....	51, Illinois Tech (11/26/05)
A Mule had 15 RBs.....	Mike Suggs (15) at Lincoln (11/23/04)
The Mules had 20 Assists.....	23 vs. Rollins (12/18/05)
Opponent had 20 Assists.....	23, SBU (1/10/06)
A Mule had 10 Assists.....	Wadale Williams (10) vs. Hannibal-LaGrange (11/15/05)
The Mules had 15 Steals.....	16 vs. Illinois Tech (11/26/05)
Opponent had 15 Steals.....	15, SW Baptist (3/5/05)
A Mule had 6 Steals.....	Brian Rhodes (7) vs. Rockhurst (12/18/02)
The Mules had 6 Blocks.....	9 vs. Missouri Valley (12/7/04)
Opponent had 6 Blocks.....	6, St. Mary's (12/3/05)
A Mule had 3 Blocks.....	Theo Jones (3) vs. Eastern New Mexico (12/16/05)
A Mule had a Triple-Double.....	None
A Mule had a Double-Double.....	Alonzo Brooks 22 pts, 10 rbs vs. Missouri Western (1/7/06)



21 - Paul Banister - F

6-8 * 225 * Sophomore-1L

Wildwood, Mo. * Lafayette H.S.

As a Sophomore: He has appeared in eight games, averaging just over three minutes per outing ... he had a season-high five rebounds and 11 minutes vs. Haskell Indian Nations and a career-best two assists vs. William Penn.

As a Freshman: He appeared in 12 games as a freshman in 2004-05, seven in conference action ... he averaged 0.8 points and 1.3 rebounds per game ... he had a season-high four points and

eight rebounds vs. Westminster ... he played 18 minutes in that contest, the only time he went into double-digits all season ... he also had a blocked shot, a steal, and an assist ... he also had three points vs. St. Edward's and three rebounds vs. Missouri-Rolla.

In High School: Lettered all four years for head coach Dave Porter ... as a senior he averaged 6.1 points and 8.1 rebounds per game while hitting 56 percent of his field goals ... his numbers went up to 8.0 points and 10.1 boards in conference action, as he helped lead Lafayette High to a 28-4 record and a third place finish at the Missouri Class 5 State Tournament ... earned all-conference and all-district honors as a sophomore, junior, and senior, and as a senior was also nominated for McDonald's All-America accolades ... a solid student-athlete out of Lafayette, he is on an academic scholarship in addition to his athletic aid.

Personal: Business major ... born July 23, 1985 ... son of Ron and Terri Banister.

Career Highs

Points	4 vs. Westminster, 11/26/04
Rebounds	8 vs. Westminster, 11/26/04
Assists	2 vs. William Penn, 11/22/05
Field Goals Made	2 vs. Westminster, 11/26/04
3-Point FGs Made	-0-
Free Throws Made	1 vs. Ashland, 12/18/04; vs. St. Edward's 11/27/04; vs. William Penn, 11/22/05
Steals	1 vs. Westminster, 11/26/04; vs. Haskell Indian Nations, 11/25/05
Blocked Shots	1 vs. Westminster, 11/26/04; vs. Hannibal-LaGrange, 11/15/05; vs. Haskell Indiana Nations, 11/25/05

Career Statistics

Year	GP	GS	Min	Avg	[---Total---			[---3-Point---			[---Rebounds---										PF	FO	Ast	TO	Blk	Stl	Pts	Avg
					FG	FGA	Pct	FG	FGA	Pct	FT	FTA	Pct	Off	Def	Tot	Avg											
2004-05	12	0	43	3.6	4	11	.364	0	1	.000	2	4	.500	8	7	15	1.3	10	0	2	3	1	1	10	0.8			
2005-06	8	0	27	3.4	2	2	1.000	0	0	.000	1	4	.250	3	6	9	1.1	7	0	3	5	3	1	5	0.6			
TOTAL	20	0	70	3.5	6	13	.462	0	1	.000	3	8	.375	11	13	24	1.2	17	0	5	8	4	2	15	0.8			

2005-06 Game-by-Game Statistics

Date	Opponent	Min	RB	A	Blk	Stl	Pts
Nov. 15	Hannibal-LaGrange	3	1	0	1	0	0
Nov. 19	Monmouth	3	0	0	0	0	2
Nov. 22	William Penn	5	3	2	1	0	1
Nov. 25	Haskell Indian Nations	1	5	1	1	1	2
Nov. 26	Illinois Institute of Tech.	1	0	0	0	0	0
Nov. 30	Lincoln	DNP					
Dec. 3	at St. Mary's	0	0	0	0	0	0
Dec. 5	at St. Edward's	DNP					
Dec. 10	at Washburn*	DNP					
Dec. 16	vs. Eastern New Mexico	DNP					
Dec. 18	vs. Rollins	3	0	0	0	0	0
Dec. 22	S'western Oklahoma	DNP					
Dec. 31	Northwest Missouri*	DNP					
Jan. 4	Truman*	DNP					
Jan. 7	at Missouri Western*	DNP					
Jan. 10	at Southwest Baptist*	DNP					
Jan. 14	Emporia State*	DNP					
Jan. 18	Missouri Southern*	1	0	0	0	0	0
Jan. 25	at Pittsburg State						
Jan. 28	at Northwest Missouri*						
Feb. 1	Pittsburg State*						
Feb. 8	at Missouri Southern*						
Feb. 11	at Emporia State*						
Feb. 15	Southwest Baptist*						
Feb. 18	Missouri Western*						
Feb. 22	at Truman*						
Feb. 25	Washburn*						



54 - Alonzo Brooks - C

6-7 * 230 * Junior

Greenville, N.C. * Hartnell College

As a Junior: He turned in the Mules' first double-double of the year with 17 points and 14 rebounds vs. Lincoln ... his 14 boards is a team season high ... he added 22 points in 24 minutes vs. Missouri Western along with 10 boards for the Mules second double-double of the year ... he has scored in double figures in 11 games, and has at least five rebounds in 11 contests.

At Hartnell: A strong post player who averaged 12 points and nine rebounds as a sophomore and had 14 points, 10 boards in his freshman campaign. He was named honorable mention all-conference in 2004-05 for head coach Frank Carbajal and helped Hartnell College to a 19-11 record and a berth in the California State Playoffs.

In High School: He lettered in both basketball and track & field at J.H. Rose High School ... played for head coach James Rankins.

Personal: Business Education major ... born September 3, 1984 ... son of Alonzo Brooks and Deborah Davies.

Career Highs


Points	22 vs. vs. Missouri Western, 1/7/06
Rebounds	14 vs. Lincoln, 11/30/05
Assists	2, three times, last vs Southwest Baptist, 1/10/06
Field Goals Made	9 vs. Missouri Western, 1/7/06
3-Point FGs Made	-0-
Free Throws Made	4 vs. Illinois Tech, 11/26/05; vs. St. Edward's, 12/04/05; vs. Missouri Western, 1/7/06
Steals	3, vs. Southwest Baptist, 1/10/06
Blocked Shots	1 at Washburn, 12/10/05; vs. Eastern New Mexico, 12/16/05

Career Statistics

Year	GP	GS	Min	Avg	[---Total---			[---3-Point---			[---Rebounds---										PF	FO	Ast	TO	Blk	Stl	Pts	Avg
					FG	FGA	Pct	FG	FGA	Pct	FT	FTA	Pct	Off	Def	Tot	Avg											
2005-06	18	18	426	23.7	79	142	.556	0	0	.000	37	52	.712	45	67	112	6.2	36	0	15	18	2	9	195	10.8			

2005-06 Game-by-Game Statistics

Date	Opponent	Min	RB	A	Blk	Stl	Pts
Nov. 15	Hannibal-LaGrange	23	1	1	0	1	2
Nov. 19	Monmouth	14	3	0	0	1	8
Nov. 22	William Penn	15	5	0	0	0	11
Nov. 25	Haskell Indian Nations	20	7	1	0	0	10
Nov. 26	Illinois Institute of Tech.	21	9	1	0	1	10
Nov. 30	Lincoln	31	14	2	0	0	17
Dec. 3	at St. Mary's	22	7	0	0	0	10
Dec. 5	at St. Edward's	29	8	0	0	0	16
Dec. 10	at Washburn*	26	6	0	1	1	13
Dec. 16	vs. Eastern New Mexico	21	6	1	1	0	8
Dec. 18	vs. Rollins	20	4	1	0	0	6
Dec. 22	Southwestern Oklahoma	27	4	2	0	0	9
Dec. 31	Northwest Missouri*	30	4	1	0	0	17
Jan. 4	Truman*	30	9	1	0	1	11
Jan. 7	at Missouri Western*	24	10	0	0	0	22
Jan. 10	at Southwest Baptist*	23	8	2	0	3	7
Jan. 14	Emporia State*	25	4	1	0	0	14
Jan. 18	Missouri Southern*	25	3	1	0	1	4
Jan. 25	at Pittsburg State*						
Jan. 28	at Northwest Missouri*						
Feb. 1	Pittsburg State*						
Feb. 8	at Missouri Southern*						
Feb. 11	at Emporia State*						
Feb. 15	Southwest Baptist*						
Feb. 18	Missouri Western*						
Feb. 22	at Truman*						
Feb. 25	Washburn*						



24 - Andrae Brown - F/C

6-7 * 220 * Junior

East St. Louis, Ill. * Black Hawk East C.C.

As a Junior: He has seen action in 16 games this year ... he has at least two rebounds in all but two games and has scored in all but two ... he is averaging just over 12 minutes per contest ... in Las Vegas he had season-highs of 11 points and six rebounds vs. Rollins, and 19 points and 11 boards in the two games.

At Black Hawk East: He averaged 15 points and eight rebounds a game for head coach Byron Young at Black Hawk East Community College, and was named first-team NJCAA Region IV

after his stellar sophomore campaign.

In High School: For head coach Dennis Brooks, he lettered three years at East St. Louis Senior High School ... there he averaged 14 points and nine rebounds per game as a senior.

Personal: Criminal Justice major ... born June 4, 1985 ... son of Bobby Gully and Juanita Brown.

Career Highs


- Points 11 vs. Rollins, 12/18/05
- Rebounds 6 vs. Rollins, 12/18/05
- Assists 2, twice, last vs. Southwest Baptist, 1/10/06
- Field Goals Made 3, five times, most recently at Washburn, 12/10/05
- 3-Point FGs Made -0-
- Free Throws Made 2 vs. Hannibal-LaGrange, 11/15/05; at Washburn, 12/10/05
- Steals 2 vs. Haskell Indian Nations, 11/25/05
- Blocked Shots 1 vs. William Penn, 11/22/05; at St. Mary's, 12/03/05

2005-06 Game-by-Game Statistics

Date	Opponent	Min	RB	A	Blk	Stl	Pts
Nov. 15	Hannibal-LaGrange	10	3	0	0	0	8
Nov. 19	Monmouth	13	2	0	0	0	5
Nov. 22	William Penn	13	4	1	1	0	6
Nov. 25	Haskell Indian Nations	12	4	0	0	2	4
Nov. 26	Illinois Institute of Tech.	12	3	0	0	0	1
Nov. 30	Lincoln	5	2	0	0	0	0
Dec. 3	at St. Mary's	14	3	0	1	0	6
Dec. 5	at St. Edward's	11	2	0	0	0	7
Dec. 10	at Washburn*	13	4	2	0	1	8
Dec. 16	vs. Eastern New Mexico	19	5	0	0	1	8
Dec. 18	vs. Rollins	18	6	0	0	0	11
Dec. 22	Southwestern Oklahoma	4	0	0	0	0	0
Dec. 31	Northwest Missouri*	17	5	1	0	0	4
Jan. 4	Truman*	11	1	0	0	1	4
Jan. 7	at Missouri Western*	13	6	0	0	0	4
Jan. 10	at Southwest Baptist*	10	4	2	0	0	2
Jan. 14	Emporia State*	DNP					
Jan. 18	Missouri Southern*	DNP					
Jan. 25	at Pittsburg State*						
Jan. 28	at Northwest Missouri*						
Feb. 1	Pittsburg State*						
Feb. 8	at Missouri Southern*						
Feb. 11	at Emporia State*						
Feb. 15	Southwest Baptist*						
Feb. 18	Missouri Western*						
Feb. 22	at Truman*						
Feb. 25	Washburn*						

Career Statistics

Year	GP	GS	Min	Avg	[----Total----]			[--- 3-Point---]			[---Rebounds---]			PF	FO	Ast	TO	Blk	Stl	Pts	Avg				
					FG	FGA	Pct	FG	FGA	Pct	FT	FTA	Pct									Off	Def	Tot	Avg
2005-06	16	0	195	12.2	33	64	.516	0	0	.000	12	24	.500	23	31	54	3.4	19	0	6	15	2	5	78	4.9



12 - Corey Brown - G

6-0 * 165 * Senior-1L

Memphis, Tenn. * Volunteer State C.C.

As a Senior: Running both the point and shooting guard positions this season ... he ranks among the MIAA leaders in assists, steals, and assist-to-turnover ratio ... he ranks second on the Mules with 26 steals and is second with 48 assists ... suffered a knee injury in Las Vegas and played in his first game back against Missouri Western.

As a Junior: A second-team All-MIAA pick this season and All-MIAA Tournament team selection, he ranked fifth in the MIAA in assists, and sixth in assist-to-turnover ratio and steals ... led the Mules with 104 assists and 43 steals ... also averaged 11.6 points and 3.7 rebounds per game ... hit 57.4 percent (36-of-76) of his three-point attempts for the year, including 19-of-35 (54.3 percent) of his treys in league play ... led the Mules with 21 points, five rebounds, three assists, and two steals in the MIAA Tournament Championship Game vs. Missouri Southern ... averaged 15.0 points, 5.0 rebounds, and 2.3 steals in the tournament while hitting 8-of-14 from three-point range ... had a season-high 24 points at Pittsburg State ... doled out seven assists vs. Rockhurst and Ashland ... had five or more assists on seven occasions ... had a season-high four steals vs. Avila and at Truman.

At Volunteer State: As a sophomore in 2003-04 for head coach Bobby Hudson, he was named honorable mention NJCAA Division I All-American and Region VII Player of the Year ... he averaged 18 points, four rebounds, five assists, and three steals as a sophomore at the Gallatin, Tenn. community college.

In High School: At Ridgeway High School he helped coach Wes Henning lead his team to a pair of state titles and was named to the Tennessee State Championships All-Tournament team.

Personal: Recreation major ... born June 5, 1983 ... son of the late Marilyn Woods.

Career Highs

- Points 24 at Pittsburg State, 1/29/05
- Rebounds 7, five times, most recently at Washburn, 12/10/05
- Assists 7 vs. Rockhurst, 12/11/04 & vs. Ashland, 12/18/04
- Field Goals Made 8 vs. Missouri Southern, 3/6/05
- 3-Point FGs Made 4 vs. Missouri Southern, 3/6/05
- Free Throws Made 8 at Pittsburg State, 1/29/05
- Steals 5 vs. William Penn, 11/22/05; vs. Illinois Tech, 11/26/05
- Blocked Shots 1 at Lincoln, 11/23/04; vs. Southwest Baptist, 2/23/05

2005-06 Game-by-Game Statistics

Date	Opponent	Min	RB	A	Blk	Stl	Pts
Nov. 15	Hannibal-LaGrange	25	3	3	0	0	6
Nov. 19	Monmouth	23	3	5	0	3	8
Nov. 22	William Penn	25	5	6	0	5	4
Nov. 25	Haskell Indian Nations	28	5	2	0	3	16
Nov. 26	Illinois Institute of Tech.	29	3	4	0	5	10
Nov. 30	Lincoln	32	5	6	0	1	0
Dec. 3	at St. Mary's	32	5	2	0	3	7
Dec. 5	at St. Edward's	30	5	4	0	2	12
Dec. 10	at Washburn*	30	7	3	0	1	9
Dec. 16	vs. Eastern New Mexico	26	2	3	0	1	6
Dec. 18	vs. Rollins	DNP					
Dec. 22	S'western Oklahoma	DNP					
Dec. 31	Northwest Missouri*	DNP					
Jan. 4	Truman*	DNP					
Jan. 7	at Missouri Western*	16	3	1	0	0	1
Jan. 10	at Southwest Baptist*	27	2	2	0	0	11
Jan. 14	Emporia State*	34	4	4	0	0	5
Jan. 18	Missouri Southern*	22	3	3	0	2	4
Jan. 25	at Pittsburg State*						
Jan. 28	at Northwest Missouri*						
Feb. 1	Pittsburg State*						
Feb. 8	at Missouri Southern*						
Feb. 11	at Emporia State*						
Feb. 15	Southwest Baptist*						
Feb. 18	Missouri Western*						
Feb. 22	at Truman*						
Feb. 25	Washburn*						

Career Statistics

Year	GP	GS	Min	Avg	[----Total----]			[--- 3-Point---]			[---Rebounds---]			PF	FO	Ast	TO	Blk	Stl	Pts	Avg				
					FG	FGA	Pct	FG	FGA	Pct	FT	FTA	Pct									Off	Def	Tot	Avg
2004-05	29	29	816	28.1	109	235	.464	36	76	.474	83	111	.748	19	87	106	3.7	64	3	104	83	2	43	337	11.6
2005-06	14	12	379	27.1	32	100	.320	9	44	.205	26	32	.813	11	44	55	3.9	19	0	48	22	0	26	99	7.1
TOTAL	43	41	1195	27.8	141	335	.421	45	120	.375	109	143	.762	30	131	161	3.7	83	3	152	105	2	69	436	10.1



41 - Jeff Deren - G

6-3 * 190 * Junior-2L

Harlan, Iowa * Harlan H.S.

As a Junior: He has missed all but three games while dealing with back and ankle injuries ... saw his first action this year vs. William Penn, taking one three-point shot ... his most significant action of his career came vs. Rollins in Las Vegas, when he played 12 minutes, doled out an assist, and grabbed a rebound while filling in at guard.

As a Sophomore: Used primarily as a late-game reserve, he averaged 0.6 points and 0.8 rebounds per game in 4.3 minutes of action ... appeared in eight contests ... scored three points on his lone trey of the year vs. St. Edward's ... he grabbed three rebounds and scored two points vs. Westminster, and got his first collegiate blocked shot vs. Ashland.

As a Freshman: Saw limited action in his first collegiate campaign, appearing in 16 games ...had a season-high eight points vs. Cameron, when he knocked down a pair of three-pointers ...grabbed three rebounds vs. Pittsburg State and vs. Westminster ...for the year, he averaged 0.9 points and 0.9 rebounds per game ...also had three points each vs. Central Bible and vs. Westminster ...had three assists vs. Central Bible.

In High School: Graduated from Harlan High School, where he was named first team all-state by the Iowa Newspapers Association and the All-Area Player of the Year by the *Harlan Tribune* ...he averaged 17 points per game in leading Harlan to a 22-2 record during his senior campaign ...stepped it up when it counted most, as he netted 20.3 points per game in the state tournament to make the All-Tournament team and help Harlan High to a runner-up finish ...also lettered in football and tennis.


Personal: Marketing major ...born November 20, 1984 ...son of Pat and Linda Deren ...his brother, Brady Deren, played at Creighton University.

Career Highs

Points 8 vs. Cameron, 12/19/03
 Rebounds 3 vs. Westminster, 12/16/03; vs. Pittsburg State, 12/30/03; & vs. Westminster, 11/26/04
 Assists 3 vs. Central Bible, 11/28/03
 Field Goals Made 3 vs. Cameron, 12/19/03
 3-Point FGs Made 2 vs. Cameron, 12/19/03
 Free Throws Made 2 vs. Westminster, 11/26/04
 Steals 1 vs. Central Bible, 11/28/03
 Blocked Shots 1 vs. Ashland, 12/18/05

Career Statistics

Year	GP	GS	Min	Avg	Total			3-Point			FT	FTA	Pct	Rebounds				PF	FO	Ast	TO	Blk	Stl	Pts	Avg
					FG	FGA	Pct	FG	FGA	Pct				Off	Def	Tot	Avg								
2003-04	16	0	78	4.9	5	16	.313	4	12	.333	0	1	.000	3	12	15	0.9	5	0	5	4	0	1	14	0.9
2004-05	8	0	25	3.1	1	7	.143	1	5	.200	2	7	.286	3	3	6	0.8	4	0	1	4	1	0	5	0.6
2005-06	3	0	18	6.0	1	6	.167	0	5	.000	0	0	.000	0	2	2	0.7	0	0	2	0	0	0	2	0.7
TOTAL	27	0	121	4.5	7	29	.241	5	22	.227	2	8	.250	6	17	23	0.9	9	0	8	8	1	1	21	0.8



10 - Nathan Frazier - G

6-1 * 170 * Freshman

Versailles, Mo. * Versailles H.S.

As a Freshman: He suffered a broken hand vs. William Penn and after missing eight contests made his return vs. Southwestern Oklahoma ... he is averaging 1.8 points and 0.6 rebounds in 8.4 minutes of action ... in the exhibition vs. Livin' the Dream he had 15 points, four rebounds, and a team-high six assists.

In High School: He was a two-time all-state pick at Versailles High School after a record-breaking career ... a three-year starter, is the school's all-time leader in steals, is second in assists, and finished with 1,441 points ... he shot a record 53 percent from three-point land as a junior and averaged 19.8 points per game as a senior ... he was also named all-district and all-conference in his final three years, and as a senior was all-state.

Personal: Computer Information Systems major ... born November 10, 1986 ... son of Steve and Tara Grantham.

Career Highs

Points 7 vs. Monmouth, 11/19/05
 Rebounds 2 vs. William Penn, 11/22/05
 Assists 3 vs. William Penn, 11/22/05
 Field Goals Made 2 vs. Monmouth, 11/22/05
 3-Point FGs Made -0-
 Free Throws Made 3 vs. Monmouth, 11/22/05
 Steals 1 vs. William Penn, 11/22/05
 Blocked Shots 0

Career Statistics

Year	GP	GS	Min	Avg	Total			3-Point			FT	FTA	Pct	Rebounds				PF	FO	Ast	TO	Blk	Stl	Pts	Avg
					FG	FGA	Pct	FG	FGA	Pct				Off	Def	Tot	Avg								
2005-06	5	0	42	8.4	2	6	.333	0	1	.000	5	9	.556	1	2	3	0.6	7	0	6	3	0	1	9	1.8

2005-06 Game-by-Game Statistics

Date	Opponent	Min	RB	A	Blk	Stl	Pts
Nov. 15	Hannibal-LaGrange	DNP					
Nov. 19	Monmouth	DNP					
Nov. 22	William Penn	5	0	0	0	0	0
Nov. 25	Haskell Indian Nations	DNP					
Nov. 26	Illinois Institute of Tech.	DNP					
Nov. 30	Lincoln	DNP					
Dec. 3	at St. Mary's	DNP					
Dec. 5	at St. Edward's	DNP					
Dec. 10	at Washburn*	DNP					
Dec. 16	vs. Eastern New Mexico	DNP					
Dec. 18	vs. Rollins	12	1	2	0	0	2
Dec. 22	S'western Oklahoma	DNP					
Dec. 31	Northwest Missouri*	DNP					
Jan. 4	Truman*	DNP					
Jan. 7	at Missouri Western*	DNP					
Jan. 10	at Southwest Baptist*	DNP					
Jan. 14	Emporia State*	DNP					
Jan. 18	Missouri Southern*	1	1	0	0	0	0
Jan. 25	at Pittsburg State*						
Jan. 28	at Northwest Missouri*						
Feb. 1	Pittsburg State*						
Feb. 8	at Missouri Southern*						
Feb. 11	at Emporia State*						
Feb. 15	Southwest Baptist*						
Feb. 18	Missouri Western*						
Feb. 22	at Truman*						
Feb. 25	Washburn*						

2005-06 Game-by-Game Statistics

Date	Opponent	Min	RB	A	Blk	Stl	Pts
Nov. 15	Hannibal-LaGrange	12	1	2	0	0	0
Nov. 19	Monmouth	13	0	1	0	0	7
Nov. 22	William Penn	13	2	3	0	1	2
Nov. 25	Haskell Indian Nations	DNP					
Nov. 26	Illinois Institute of Tech.	DNP					
Nov. 30	Lincoln	DNP					
Dec. 3	at St. Mary's	DNP					
Dec. 5	at St. Edward's	DNP					
Dec. 10	at Washburn*	DNP					
Dec. 16	vs. Eastern New Mexico	DNP					
Dec. 18	vs. Rollins	DNP					
Dec. 22	Southwestern Oklahoma	3	0	0	0	0	0
Dec. 31	Northwest Missouri*	DNP					
Jan. 4	Truman*	DNP					
Jan. 7	at Missouri Western*	DNP					
Jan. 10	at Southwest Baptist*	DNP					
Jan. 14	Emporia State*	DNP					
Jan. 18	Missouri Southern*	1	0	0	0	0	0
Jan. 25	at Pittsburg State*						
Jan. 28	at Northwest Missouri*						
Feb. 1	Pittsburg State*						
Feb. 8	at Missouri Southern*						
Feb. 11	at Emporia State*						
Feb. 15	Southwest Baptist*						
Feb. 18	Missouri Western*						
Feb. 22	at Truman*						
Feb. 25	Washburn*						



4 - Mike Hicks - G/F

6-4 * 200 * Senior-1L

Smyrna, Tenn. * Columbia State C.C.

As a Senior: He has continued his hot shooting, hitting in double figures in all but one game ... he has scored 20+ 12 times, including 25+ in seven contests ... matched his career-high with eight rebounds vs. Illinois Tech ... he was named Wilson/MIAA Player of the Week after scoring 54 points (including 29 vs. Eastern New Mexico), hitting 12-of-24 three-pointers, and grabbing 10 rebounds in two games in the Las Vegas High Desert Classic ... came back to pour in 25 points vs. Southwestern Oklahoma and a career-high 34 (in an unofficial school record 48 minutes) vs.

Northwest Missouri and again win conference Player of the Week accolades. Has scored 25+ in seven of last eight games.

As a Junior: A unanimous first-team All-MIAA selection, MIAA Tournament MVP, he was an NABC All South Central District pick and second-team Daktronics All-Region selection ... he led the league and was second in NCAA Division II in free throw percentage, while ranking fifth in the MIAA in scoring (16.9 ppg), field goal percentage (45.7), and three-point field goal percentage (40.3), and fourth in three-point field goals made (2.42 pg) ... scored 20+ points on 10 occasions, and was in double figures in all but four games ... poured in a season-high 29 points with three rebounds and a steal in the regular season finale at Washburn to earn Co-Wilson/MIAA Player of the Week honors (also had 26 points, seven rebounds, and two steals vs. Southwest Baptist that week) ... hit five three-pointers three times ... in the MIAA Tournament Championship game he had 16 points, seven rebounds, and five treys.

At Columbia State: A member of the National Junior College Athletic Association All-Region VII team as a sophomore at Columbia (Tenn.) State ... he averaged 22 points, eight rebounds, and three assists in 2003-04 for head coach Louis Conner.

In High School: As a senior at Smyrna High School, he was the District and Mid-State Conference Player of the Year, and was a first-team All-State selection.

Personal: Mass Communications major ... born June 17, 1983 ... son of George Miller and Lisa Hicks.

Career Highs

Points 34 vs. Northwest Missouri State, 12/31/05
Rebounds 8, five times, most recently vs. Missouri Western, 1/7/06
Assists 7 at Missouri-Rolla, 2/9/05
Field Goals Made 11 vs. Northwest Missouri State, 12/31/05
3-Pt FGs Made 7 vs. Northwest Missouri State, 12/31/05
Free Throws Made 16 vs. Missouri Southern, 2/16/05
Steals 4, three times, last vs. Emporia State 1/14/06
Blocked Shots 1, six times, most recently vs. Northwest Missouri State, 12/31/05

Career Statistics

Year	GP	GS	Min	Avg	Total			3-Point			Rebounds			PF	FO	Ast	TO	Blk	Stl	Pts	Avg				
					FG	FGA	Pct	FG	FGA	Pct	FT	FTA	Pct									Off	Def	Tot	
2004-05	30	30	867	28.9	154	330	.467	73	177	.412	131	150	.873	33	103	136	4.5	57	0	62	52	3	29	512	17.1
2005-06	18	16	544	30.2	114	264	.432	66	162	.407	90	104	.865	17	68	85	4.7	32	0	37	27	5	23	384	21.3
TOTAL	49	47	1440	29.4	270	605	.446	141	348	.405	226	260	.869	52	173	225	4.6	93	0	100	80	8	53	907	18.5

2005-06 Game-by-Game Statistics

Date	Opponent	Min	RB	A	Blk	Stl	Pts
Nov. 15	Hannibal-LaGrange	24	3	2	0	1	18
Nov. 19	Monmouth	26	3	0	0	2	15
Nov. 22	William Penn	10	1	0	0	0	3
Nov. 25	Haskell Indian Nations	26	7	1	0	1	24
Nov. 26	Illinois Institute of Tech.	34	8	4	1	1	22
Nov. 30	Lincoln	35	7	1	1	1	25
Dec. 3	at St. Mary's	26	4	4	0	4	16
Dec. 5	at St. Edward's	22	1	0	0	2	16
Dec. 10	at Washburn	29	4	5	0	0	12
Dec. 16	vs. Eastern New Mexico	33	7	4	0	0	29
Dec. 18	vs. Rollins	25	3	0	0	1	25
Dec. 22	Southwestern Oklahoma	29	7	3	1	4	25
Dec. 31	Northwest Missouri *	48	6	4	1	1	34
Jan. 4	Truman *	36	7	2	0	0	14
Jan. 7	at Missouri Western *	35	8	4	1	0	31
Jan. 10	at Southwest Baptist *	31	1	0	0	0	28
Jan. 14	Emporia State *	42	5	2	0	4	25
Jan. 18	Missouri Southern *	33	3	1	0	1	22
Jan. 25	at Pittsburg State						
Jan. 28	at Northwest Missouri *						
Feb. 1	Pittsburg State *						
Feb. 8	at Missouri Southern *						
Feb. 11	at Emporia State *						
Feb. 15	Southwest Baptist *						
Feb. 18	Missouri Western *						
Feb. 22	at Truman *						
Feb. 25	Washburn *						



3 - David Hilliard - F

6-6 * 213 * Senior-1L

Chicago, Ill. * Eastfield J.C.

As a Senior: He has seen action in all 18 games this year with 10 starts, averaging 8.4 points and 3.7 rebounds in 20.7 minutes per game ... he had a season-high 42 minutes of action vs. Northwest Missouri ... had 12 points and seven rebounds vs. Lincoln ... doled out a career-high six assists vs. Rollins in Las Vegas ... scored a career-high 17 points vs. Truman ... matched that effort against Missouri Southern.

As a Junior: He averaged 4.8 points and 2.5 rebounds per game in 2004-05 ... his 2.4 rebounds per game in MIAA play were tops among the Mules' reserves, while his 5.6 points in league action were second ... saw action in 30 contests, and had a season-high 13 points vs. Missouri Southern when he hit 6-of-8 from the floor and also grabbed four rebounds ... had 10 points and six rebounds at Missouri-Rolla ... also had seven points, two rebounds, and two blocked shots vs. Tarleton State in the South Central Regional Tournament.

At Eastfield: A second-team NJCAA Division III All-American, he averaged 16.7 points and 6.7 rebounds per game while hitting 45 percent of his field goals, 31 percent of his threes, and 65 percent of his free throws as a sophomore in 2003-04 ... also named Metro Athletic Conference Player of the Year and first-team All-Region V.

In High School: Lettered in basketball and baseball at John Marshall High School ... played for head coach Al Williams.

Personal: Physical Education major ... born September 20, 1984 ... son of Danny and Lashawn Johnson.

Career Highs

Points 17 vs. Truman, 1/4/06, vs. Missouri Southern, 1/18/06
Rebounds 7, four times, most recently vs. Northwest Missouri, 12/31/05
Assists 6 vs. Rollins, 12/18/05
Field Goals Made 7, vs. Emporia State, 1/14/06
3-Point FGs Made 1 vs. St. Edward's, 11/27; vs. Pittsburg State, 12/30; vs. Missouri Southern, 2/16/05
Free Throws Made 7, vs. Lincoln, 11/30/05, vs. Missouri Southern, 1/18/06
Steals 2 vs. Pittsburg State, 12/30/04
Blocked Shots 2 vs. Westminster, 11/26/05; vs. Tarleton State, 3/12/05; vs. Northwest Missouri State, 12/31/05

Career Statistics

Year	GP	GS	Min	Avg	Total			3-Point			Rebounds			PF	FO	Ast	TO	Blk	Stl	Pts	Avg				
					FG	FGA	Pct	FG	FGA	Pct	FT	FTA	Pct									Off	Def	Tot	
2004-05	29	0	390	13.4	50	108	.463	3	12	.250	34	56	.607	23	50	73	2.5	49	1	18	21	5	8	137	4.7
2005-06	18	10	373	20.7	55	104	.529	0	2	.000	41	65	.631	24	42	66	3.7	39	3	26	24	7	9	151	8.4
TOTAL	48	10	782	16.3	108	218	.495	3	15	.200	76	123	.618	48	92	140	2.9	89	4	46	45	14	17	295	6.1

2005-06 Game-by-Game Statistics

Date	Opponent	Min	RB	A	Blk	Stl	Pts
Nov. 15	Hannibal-LaGrange	9	2	0	0	0	1
Nov. 19	Monmouth	12	2	1	0	1	6
Nov. 22	William Penn	12	2	1	1	0	3
Nov. 25	Haskell Indian Nations	8	3	0	0	1	8
Nov. 26	Illinois Institute of Tech.	6	0	0	0	0	2
Nov. 30	Lincoln	13	7	0	0	1	13
Dec. 3	at St. Mary's	19	3	0	1	0	8
Dec. 5	at St. Edward's	23	2	2	0	0	10
Dec. 10	at Washburn *	13	3	1	0	1	7
Dec. 16	vs. Eastern New Mexico	19	1	2	0	0	2
Dec. 18	vs. Rollins	27	6	6	0	1	6
Dec. 22	Southwestern Oklahoma	27	4	2	1	1	11
Dec. 31	Northwest Missouri *	42	7	5	2	0	9
Jan. 4	Truman *	31	5	1	0	0	17
Jan. 7	at Missouri Western *	28	3	2	0	0	7
Jan. 10	at Southwest Baptist *	32	6	1	0	2	10
Jan. 14	Emporia State *	27	5	0	0	1	14
Jan. 18	Missouri Southern *	25	5	2	2	0	17
Jan. 25	at Pittsburg State						
Jan. 28	at Northwest Missouri *						
Feb. 1	Pittsburg State *						
Feb. 8	at Missouri Southern *						
Feb. 11	at Emporia State *						
Feb. 15	Southwest Baptist *						
Feb. 18	Missouri Western *						
Feb. 22	at Truman *						
Feb. 25	Washburn *						



1 - Theo Jones - G

6-3 * 195 * Senior-1L

Bowling Green, Fla. * St. John's River

College

As a Senior: He has played in all 18 games making eight starts ... he has hit a team-best 51.0 percent of his three-point attempts (25-of-49) ... he scored 16 points with five rebounds vs. William Penn ... in his third career start (vs. Rollins in Las Vegas) he had career-highs with 17

points, four three-pointers, and five assists ... he also had three blocks vs. Eastern New Mexico in Vegas ... added 15 points, five rebounds, and three steals vs. Northwest Missouri.

As a Junior: Appeared in 17 contests for the Mules ... hit 6-of-21 three-point attempts and 13-of-16 free throws in averaging 2.2 points per game ... his top effort came vs. Emporia State, when he netted eight points and doled out a pair of assists in 11 minutes ... played a season-high 18 minutes vs. St. Edward's, and also played 17 minutes, hitting a pair of three-pointers at Lincoln.

At St. John's River: Lettered two years ... after averaging 17 points and four assists per game, he was named first-team All-Mid-Florida Conference ... an outstanding student-athlete, he earned an associate's degree from St. John's River, and is attending Central Missouri on both an athletic and academic scholarship.

In High School: Graduated from Hardee Senior High School in Bowling Green, Fla., where he earned all-district honors and helped coach Bill Marshall's squad to a district championship ... also lettered in football and track.

Personal: Criminology major ... born December 22, 1982 ... son of Theron Jones and Cathy Evans.

Career Highs


Points 17 vs. Rollins, 12/18/05
Rebounds 5, five times, most recently vs. Emporia State, 1/14/06
Assists 5 vs. Rollins, 12/18/05
Field Goals Made 6 vs. William Penn, 11/22/05
3-Point FGs Made 4 vs. Rollins, 12/18/05
Free Throws Made 6 vs. Emporia State, 2/12/05; at St. Mary's, 12/3/05
Steals 3 vs. Northwest Missouri State, 12/31/05
Blocked Shots 3 vs. Eastern New Mexico, 12/16/05

Career Statistics

Year	GP	GS	Min	Avg	Total			3-Point			Rebounds			PF	FO	Ast	TO	Blk	Stl	Pts	Avg				
					FG	FGA	Pct	FG	FGA	Pct	FT	FTA	Pct									Off	Def	Tot	
2004-05	17	0	132	7.8	8	30	.267	6	21	.286	13	16	.813	1	7	8	0.5	19	0	9	8	0	2	35	2.1
2005-06	18	8	392	21.8	52	96	.542	25	49	.510	29	40	.725	13	40	53	2.9	40	1	20	17	6	15	158	8.8
TOTAL	35	8	524	15.0	60	126	.476	31	70	.443	42	56	.750	14	47	61	1.7	59	1	29	25	6	17	193	5.5

2005-06 Game-by-Game Statistics

Date	Opponent	Min	RB	A	Blk	Stl	Pts
Nov. 15	Hannibal-LaGrange	18	2	2	0	1	13
Nov. 19	Monmouth	19	3	1	1	0	5
Nov. 22	William Penn	21	5	0	0	0	16
Nov. 25	Haskell Indian Nations	2	0	0	0	0	3
Nov. 26	Illinois Institute of Tech.	14	3	1	0	2	12
Nov. 30	Lincoln	19	1	0	0	1	6
Dec. 3	at St. Mary's	15	2	0	0	0	9
Dec. 5	at St. Edward's	15	5	0	1	0	0
Dec. 10	at Washburn*	19	3	2	0	1	5
Dec. 16	vs. Eastern New Mexico	24	1	2	3	1	6
Dec. 18	vs. Rollins	25	4	5	0	0	17
Dec. 22	Southwestern Oklahoma	33	3	2	0	0	5
Dec. 31	Northwest Missouri*	27	5	0	0	3	15
Jan. 4	Truman*	37	5	3	0	2	11
Jan. 7	at Missouri Western*	17	0	0	0	0	3
Jan. 10	at Southwest Baptist*	29	2	0	0	1	9
Jan. 14	Emporia State*	27	5	1	1	1	8
Jan. 18	Missouri Southern*	31	4	1	0	2	15
Jan. 25	at Pittsburg State*						
Jan. 28	at Northwest Missouri*						
Feb. 1	Pittsburg State*						
Feb. 8	at Missouri Southern*						
Feb. 11	at Emporia State*						
Feb. 15	Southwest Baptist*						
Feb. 18	Missouri Western*						
Feb. 22	at Truman*						
Feb. 25	Washburn*						



11 - Victor Lee - G

6-1 * 177 * Freshman

Lee's Summit, Mo. * Raymore-Peculiar H.S.

As a Senior: He made the team as a walk-on and has appeared in six games ... scored his first bucket vs. Haskell Indian Nations, when he also grabbed his first two collegiate rebounds ... had a blocked shot in his first college game vs. Hannibal-LaGrange.

In High School: A two-time all-conference pick for head coach Ryan Moody at Raymore-

Peculiar High School ... he also earned the Hustle Award at both the Liberty and William Jewell Tournaments his senior year ... he helped lead Ray-Pec to the Suburban Small Eight Conference title.

Personal: Business Education/Broadcasting Media major ... born November 21, 1986 ... son of Victor and Sharon Lee.

Career Highs


Points 2 vs. William Penn, 11/22/05
Rebounds 2 vs. William Penn, 11/22/05
Assists 2 vs. William Penn, 11/22/05
Field Goals Made 1 vs. William Penn, 11/22/05
3-Point FGs Made -0-
Free Throws Made -0-
Steals 1 vs. William Penn, 11/22/05
Blocked Shots 1 vs. William Penn, 11/22/05

Career Statistics

Year	GP	GS	Min	Avg	Total			3-Point			Rebounds			PF	FO	Ast	TO	Blk	Stl	Pts	Avg			
					FG	FGA	Pct	FG	FGA	Pct	FT	FTA	Pct									Off	Def	Tot
2005-06	6	0	24	4.0	1	8	.125	0	5	.000	0	0	.000	0	2	2	0.3	3	0	2	0	1	2	0.3

2005-06 Game-by-Game Statistics

Date	Opponent	Min	RB	A	Blk	Stl	Pts
Nov. 15	Hannibal-LaGrange	2	0	0	1	0	0
Nov. 19	Monmouth	2	0	0	0	0	0
Nov. 22	William Penn	5	0	0	0	0	0
Nov. 25	Haskell Indian Nations	10	2	2	0	1	2
Nov. 26	Illinois Institute of Tech.	1	0	0	0	0	0
Nov. 30	Lincoln	DNP					
Dec. 3	at St. Mary's	DNP					
Dec. 5	at St. Edward's	DNP					
Dec. 10	at Washburn*	DNP					
Dec. 16	vs. Eastern New Mexico	DNP					
Dec. 18	vs. Rollins	4	0	0	0	0	0
Dec. 22	S'western Oklahoma	DNP					
Dec. 31	Northwest Missouri*	DNP					
Jan. 4	Truman*	DNP					
Jan. 7	at Missouri Western*	DNP					
Jan. 10	at Southwest Baptist*	DNP					
Jan. 14	Emporia State*	DNP					
Jan. 18	Missouri Southern*	DNP					
Jan. 25	at Pittsburg State*	DNP					
Jan. 28	at Northwest Missouri*						
Feb. 1	Pittsburg State*						
Feb. 8	at Missouri Southern*						
Feb. 11	at Emporia State*						
Feb. 15	Southwest Baptist*						
Feb. 18	Missouri Western*						
Feb. 22	at Truman*						
Feb. 25	Washburn*						



33 - Darryl Sommerset - F

6-9 * 192 * Junior

Memphis, Tenn. * Walters State C.C.

As a Senior: He started the first eight games this year, and then came off the bench for 12 points and four steals at Washburn ... he is averaging 6.9 points and 3.3 rebounds per contest ... he has a team-leading 10 blocked shots, and in his first game at CMSU had 20 points, four steals, and six rebounds vs. Hannibal-LaGrange ... also had 20 points vs. William Penn.

At Walters State: One of two players signed by the Mules from head coach Bill Carlyle's powerful Walters State Community College squad that finished 27-7 and advanced to the NJCAA National Tournament last year ... he averaged 14 points, eight rebounds and two steals a game while earning Region VII Tournament MVP, TJCAA first-team all-conference, and TJCAA All-Eastern Division honors in 2004-05.

In High School: He lettered all four years at Bolton High School for head coach Reginald Williams ... he averaged 17 points, eight rebounds, and three steals for his career, and was twice named all-conference and all-region before earning all-state honors as a senior ... he helped lead Bolton High to district and regional titles as a senior.


Personal: Sports Management major ... born November 14, 1984 ... son of Alto Jones and Patsy Sommerset.

Career Highs

Points 20 vs. Hannibal-LaGrange, 11/15/05; vs. William Penn, 11/22/05
Rebounds 8 vs. Monmouth, 11/19/05
Assists 3 vs. Haskell Indian Nations, 11/25/05
Field Goals Made 8 vs. Hannibal-LaGrange, 11/15/05
3-Point FGs Made 2 vs. William Penn, 11/22/05
Free Throws Made 6 vs. William Penn, 11/22/05
Steals 4 vs. Hannibal-LaGrange, 11/15/05; at Washburn, 12/10/05
Blocked Shots 2 vs. Haskell Indian Nations, 11/25/05; vs. Rollins, 12/18/05; vs. Southwestern Oklahoma, 12/22/05

Career Statistics

Year	GP	GS	Min	Avg	Total			3-Point			Rebounds			PF	FO	Ast	TO	Blk	Stl	Pts	Avg				
					FG	FGA	Pct	FG	FGA	Pct	FT	FTA	Pct									Off	Def	Tot	Avg
2005-06	16	8	252	15.8	39	94	.415	5	13	.385	21	36	.583	21	33	54	3.4	35	1	10	19	10	21	104	6.5



00 - Charles Stoker, Jr. - F

6-4 * 195 * Junior

DeSoto, Texas * Paris J.C.

As a Junior: He has seen action in all 17 games and is fourth among the Mules' reserves with 4.5 points per outing ... he has nailed 40-of-49 free throws (81.6 percent) ... he was a spark for the Mules vs. Rollins in Las Vegas, when he had career-highs of 23 minutes, five rebounds, and three assists ... saw a season-high 27 minutes and grabbed a season-best five rebounds with a blocked shot and seven points vs. Northwest Missouri State. Tied a season-high in points against Missouri Western.

At Paris: He played for 2004-05 national champion Paris Junior College (Texas) ... he was named Region XIV Co-Defensive Player of the Year two times at PJC, averaging nine points and seven boards, and two steals in his career.

In High School: He started for the Texas state champion DeSoto High School squad as a prepster ... he averaged 16 points and nine rebounds, and a pair of steals a game, and left DeSoto as the school's all-time leading rebounder ... he was named to the All-State Tournament team as a senior and was a three-time all-district pick and earned Defensive Player of the Year accolades.

Personal: Business Management major ... born September 13, 1984 ... son of Charles, Sr. and Fontaine Stoker.

Career Highs

Points 10, twice, last vs. Missouri Western, 1/7/06
Rebounds 5 vs. William Penn, 11/22/05; vs. Rollins, 12/18/05; vs. Northwest Missouri State, 12/31/05
Assists 3 vs. Haskell Indian Nations, 11/25/05; vs. Rollins, 11/19/05
Field Goals Made 3 vs. Hannibal-LaGrange, 11/15/05; vs. Monmouth, 11/19/05
3-Point FGs Made 0
Free Throws Made 6 at St. Mary's, 12/03/05
Steals 2 vs. Monmouth, 11/19/05
Blocked Shots 1 vs. Hannibal-LaGrange, 11/15/05; vs. Lincoln, 11/30/05; vs. Northwest Missouri State, 12/31/05

Career Statistics

Year	GP	GS	Min	Avg	Total			3-Point			Rebounds			PF	FO	Ast	TO	Blk	Stl	Pts	Avg				
					FG	FGA	Pct	FG	FGA	Pct	FT	FTA	Pct									Off	Def	Tot	Avg
2005-06	18	0	283	15.7	18	40	.450	0	1	.000	40	49	.816	34	19	53	2.9	23	0	13	17	3	7	76	4.2

2005-06 Game-by-Game Statistics

Date	Opponent	Min	RB	A	Blk	Stl	Pts
Nov. 15	Hannibal-LaGrange	22	6	0	1	4	20
Nov. 19	Monmouth	27	8	1	1	2	16
Nov. 22	William Penn	23	2	2	1	3	20
Nov. 25	Haskell Indian Nations	19	4	3	2	3	5
Nov. 26	Illinois Institute of Tech.	13	2	0	0	1	4
Nov. 30	Lincoln	15	7	0	0	0	5
Dec. 3	at St. Mary's	13	0	1	0	2	6
Dec. 5	at St. Edward's	9	6	0	0	0	2
Dec. 10	at Washburn*	27	3	0	0	4	12
Dec. 16	vs. Eastern New Mexico	21	3	0	0	1	6
Dec. 18	vs. Rollins	8	3	0	2	0	0
Dec. 22	Southwestern Oklahoma	13	1	0	2	0	5
Dec. 31	Northwest Missouri*	11	1	1	1	0	0
Jan. 4	Truman*	4	0	0	0	0	0
Jan. 7	at Missouri Western*	DNP					
Jan. 10	at Southwest Baptist*	DNP					
Jan. 14	Emporia State*	17	3	1	0	0	2
Jan. 18	Missouri Southern*	10	5	1	0	1	1
Jan. 25	at Pittsburg State*						
Jan. 28	at Northwest Missouri*						
Feb. 1	Pittsburg State*						
Feb. 8	at Missouri Southern*						
Feb. 11	at Emporia State*						
Feb. 15	Southwest Baptist*						
Feb. 18	Missouri Western*						
Feb. 22	at Truman*						
Feb. 25	Washburn*						

2005-06 Game-by-Game Statistics

Date	Opponent	Min	RB	A	Blk	Stl	Pts
Nov. 15	Hannibal-LaGrange	13	2	0	1	0	6
Nov. 19	Monmouth	14	3	1	0	2	10
Nov. 22	William Penn	17	5	0	0	0	8
Nov. 25	Haskell Indian Nations	14	3	3	0	0	3
Nov. 26	Illinois Institute of Tech.	15	2	0	0	0	0
Nov. 30	Lincoln	5	3	0	1	0	2
Dec. 3	at St. Mary's	18	3	0	0	1	6
Dec. 5	at St. Edward's	19	2	1	0	1	6
Dec. 10	at Washburn*	8	1	0	0	0	1
Dec. 16	vs. Eastern New Mexico	7	1	0	0	0	0
Dec. 18	vs. Rollins	23	5	3	0	1	4
Dec. 22	Southwestern Oklahoma	23	3	2	0	0	5
Dec. 31	Northwest Missouri*	27	5	1	1	0	7
Jan. 4	Truman*	14	1	0	0	0	0
Jan. 7	at Missouri Western*	22	4	0	0	0	10
Jan. 10	at Southwest Baptist*	15	3	0	0	0	7
Jan. 14	Emporia State*	18	5	1	0	1	1
Jan. 18	Missouri Southern*	11	2	1	0	1	0
Jan. 25	at Pittsburg State*						
Jan. 28	at Northwest Missouri*						
Feb. 1	Pittsburg State*						
Feb. 8	at Missouri Southern*						
Feb. 11	at Emporia State*						
Feb. 15	Southwest Baptist*						
Feb. 18	Missouri Western*						
Feb. 22	at Truman*						
Feb. 25	Washburn*						



15 - Dwight Williams - F

6-5 * 195 * Senior-3L

Lincoln, Neb. * East H.S.

As a Senior: Scored a season-high 12 points in the season-opener vs. Hannibal-LaGrange ... he has played in 15 games, averaging 10.9 minutes per contest ... he had a season-best six rebounds vs. William Penn, Haskell, and Missouri Southern.

As a Junior: Saw action in 22 games, averaging 1.9 points and 1.5 rebounds per game ... knocked down 56.3 percent of his shots and blocked six shots ... scored 10 points, grabbed six boards, and blocked three shots in the season-opener vs. Avila ... had six points at Kansas State

and Missouri Western, and pulled down five rebounds at Lincoln and Missouri Southern.

As a Sophomore: Missed much of the season with a broken foot, but played a key role off the bench down the stretch for the Mules ... hit 46.2 percent of his shots for the year and averaged 3.8 rebounds in 14.3 minutes per game ... his top game came at Missouri Southern when he had 10 points and seven rebounds in 17 minutes of action.

As a Freshman: Averaged 6.1 points and 4.6 rebounds while blocking 15 shots, second on the team ...had a pair of double-doubles with 10 points and 10 rebounds (vs. Northwest Missouri and at Truman) ...scored a career-high 13 points vs. Westminster.

In High School: Helped lead Lincoln East High School to the Class A state championship as a senior ... averaged 15.1 points, 7.7 rebounds ... shot 54 percent from the field ...also averaged 3.0 steals per game ...scored 13 points in the state title game ... named to the all-tournament team at the state championship following his senior campaign ...also lettered in football and track.

Personal: Majoring in Business ...born August 31, 1982 ...son of Dwight and Beth Williams.

Career Highs


Points 13 vs. Westminster, 11/25/02
Rebounds 10, twice, most recently vs. Truman, 3/1/03
Assists 4 vs. Westminster, 11/26/04
Field Goals Made 5 vs. Westminster, 11/25/02; vs. Avila, 11/15/04; vs. Hannibal-LaGrange, 11/15/05
3-Point FGs Made -0-
Free Throws Made 4, three times, most recently at Northwest Missouri, 1/28/04
Steals 3 vs. Missouri Southern, 2/5/03; vs. Avila, 11/15/04; vs. Illinois Tech, 11/26/05
Blocked Shots 3 vs. Missouri Western, 2/1/03; vs. Avila, 11/15/04; vs. Illinois Tech, 11/26/05

Career Statistics

Year	GP	GS	Min	Avg	Total			3-Point			Rebounds			PF	FO	Ast	TO	Blk	Stl	Pts	Avg				
					FG	FGA	Pct	FG	FGA	Pct	FT	FTA	Pct									Off	Def	Tot	
2002-03	27	9	488	18.1	62	120	.517	0	2	.000	41	62	.661	52	73	125	4.6	58	1	23	27	15	18	165	6.1
2003-04	17	1	135	7.9	13	27	.481	0	0	.000	17	24	.708	15	27	42	2.5	14	0	4	7	5	7	43	2.5
2004-05	22	0	129	5.9	18	32	.563	0	0	.000	6	11	.545	14	20	34	1.5	19	0	7	4	6	5	42	1.9
2005-06	15	0	164	10.9	15	34	.441	0	0	.000	5	10	.500	15	27	42	2.8	15	0	7	9	5	10	35	2.3
TOTAL	82	10	934	11.4	111	222	.500	0	2	.000	69	107	.645	99	151	250	3.0	108	1	42	48	31	41	291	3.5

2005-06 Game-by-Game Statistics

Date	Opponent	Min	RB	A	Blk	Stl	Pts
Nov. 15	Hannibal-LaGrange	12	4	0	0	2	12
Nov. 19	Monmouth	10	2	0	0	1	4
Nov. 22	William Penn	12	6	0	0	0	2
Nov. 25	Haskell Indian Nations	21	6	2	1	2	6
Nov. 26	Illinois Institute of Tech	25	5	3	3	3	4
Nov. 30	Lincoln	13	1	0	0	0	0
Dec. 3	at St. Mary's	7	0	0	0	0	0
Dec. 5	at St. Edward's	8	3	0	0	0	0
Dec. 10	at Washburn*	3	0	0	0	2	0
Dec. 16	vs. Eastern New Mexico	DNP					
Dec. 18	vs. Rollins	4	1	0	0	0	0
Dec. 22	Southwestern Oklahoma	5	1	1	1	0	0
Dec. 31	Northwest Missouri*	DNP					
Jan. 4	Truman*	5	3	0	0	0	0
Jan. 7	at Missouri Western*	14	2	0	0	0	2
Jan. 10	at Southwest Baptist*	10	2	0	0	0	0
Jan. 14	Emporia State*	DNP					
Jan. 18	Missouri Southern*	15	6	1	0	0	5
Jan. 25	at Pittsburg State*						
Jan. 28	at Northwest Missouri*						
Feb. 1	Pittsburg State*						
Feb. 8	at Missouri Southern*						
Feb. 11	at Emporia State*						
Feb. 15	Southwest Baptist*						
Feb. 18	Missouri Western*						
Feb. 22	at Truman*						
Feb. 25	Washburn*						



5 - Wadale Williams - G

5-11 * 182 * Junior

Columbia, Tenn. * Walters State C.C.

As a Junior: He ranks in the top five in the MIAA in assists, steals, and assist-to-turnover ratio ... he had a season-high 10 assists in the season opener and scored a team-best 28 points vs. Illinois Tech ... he has scored in double figures nine times and has at least five assists in 12 games ... in 36 minutes vs. Southwestern Oklahoma he had 24 points, four rebounds, and three assists with three steals and only one turnover ... he followed with an unofficial school record 48 minutes vs. Northwest Missouri, scoring 13 points with seven rebounds and six assists.

At Walters State: He averaged 12 points, four assists, and 2.3 steals per outing to help lead coach Bill Carlyle's team to a 27-7 mark in 2004-05 ... he was named to the NJCAA Region VII All-Tournament Team and TJCCAA All-Eastern Division for his efforts ... for his career he averaged 11 points and four assists ... he started his career at the University of Arkansas-Little Rock.

In High School: He lettered all four years and graduated as Columbia Central High School's all-time leading scorer (1,746 points) ... he was a two-time District MVP and was all-state as a senior after averaging 22 points and five assists per game ... he helped lead Columbia Central to four district championships and two regional titles, and was selected to the East-West Tennessee All-Star Game.

Personal: Physical Education major ... born January 14, 1985 ... son of Wallace and Judith Williams.

Career Highs

Points 27 vs. Hannibal-LaGrange, 11/15/05
Rebounds 7 vs. Northwest Missouri State, 12/31/05
Assists 10 vs. Hannibal-LaGrange, 11/15/05
Field Goals Made 9 vs. Southwestern Oklahoma, 12/22/05
3-Point FGs Made 4 vs. Rollins, 12/18/05
Free Throws Made 8 vs. Illinois Tech, 11/26/05
Steals 4 vs. William Penn, 11/22/05; vs. Haskell Indian Nations, 11/25/05
Blocked Shots 1 vs. Eastern New Mexico, 2/18/05

Career Statistics

Year	GP	GS	Min	Avg	Total			3-Point			Rebounds			PF	FO	Ast	TO	Blk	Stl	Pts	Avg				
					FG	FGA	Pct	FG	FGA	Pct	FT	FTA	Pct									Off	Def	Tot	
2005-06	18	18	556	30.9	73	177	.412	26	76	.342	38	52	.731	11	53	64	3.6	29	1	98	47	1	39	210	11.7

2005-06 Game-by-Game Statistics

Date	Opponent	Min	RB	A	Blk	Stl	Pts
Nov. 15	Hannibal-LaGrange	27	3	10	0	1	6
Nov. 19	Monmouth	24	2	3	0	3	4
Nov. 22	William Penn	24	4	8	0	4	12
Nov. 25	Haskell Indian Nations	29	3	9	0	4	18
Nov. 26	Illinois Institute of Tech	29	4	5	0	3	28
Nov. 30	Lincoln	32	3	5	0	2	6
Dec. 3	at St. Mary's	34	3	3	0	2	11
Dec. 5	at St. Edward's	34	1	8	0	0	8
Dec. 10	at Washburn*	35	3	2	0	1	9
Dec. 16	vs. Eastern New Mexico	30	3	5	1	3	10
Dec. 18	vs. Rollins	31	5	6	0	3	18
Dec. 22	Southwestern Oklahoma	36	4	3	0	3	24
Dec. 31	Northwest Missouri*	48	7	6	0	1	13
Jan. 4	Truman*	32	3	3	0	2	12
Jan. 7	at Missouri Western*	31	3	5	0	2	7
Jan. 10	at Southwest Baptist*	23	5	2	0	2	4
Jan. 14	Emporia State*	35	5	8	0	1	9
Jan. 18	Missouri Southern*	25	3	7	0	2	11
Jan. 25	at Pittsburg State*						
Jan. 28	at Northwest Missouri*						
Feb. 1	Pittsburg State*						
Feb. 8	at Missouri Southern*						
Feb. 11	at Emporia State*						
Feb. 15	Southwest Baptist*						
Feb. 18	Missouri Western*						
Feb. 22	at Truman*						
Feb. 25	Washburn*						