



Central Missouri



2009 Football Weekly

2009 MIAA Standings

	MIAA			Overall		
	W	L	Pct.	W	L	Pct.
UCM (12)	.1	0	1.000	3	0	1.000
MWSU	.1	0	1.000	3	0	1.000
WU (22)	.1	0	1.000	3	0	1.000
NWMSU (6)	.1	0	1.000	2	1	.667
UNO	.1	0	1.000	2	1	.667
PSU (11)	.0	1	.000	2	1	.667
FHSU	.0	1	.000	2	1	.667
ESU	.0	1	.000	1	2	.333
TSU	.0	1	.000	1	2	.333
MSSU	.0	1	.000	0	2	.000

() rank in AFCA poll.

Upcoming MIAA Schedule

Saturday, September 19

- *UNO @ NWMSU1 p.m.
- *PSU @ UCM1:30 p.m.
- *ESU @ MSSU6 p.m.
- *WU @ MWSU6 p.m.
- *FHSU @ TSU7 p.m.

Saturday, September 26

- *UCM @ WU1 p.m.
- *TSU @ NWMSU1 p.m.
- *UNO @ MSSU (HC)2 p.m.
- *MWSU @ PSU2 p.m.
- *ESU @ FHSU (HC)7 p.m.

Media Contact

University of Central Missouri
 Rob McCutcheon, Athletics Media Relations Director
 Phone - 660-543-4312 (office) or 660-441-1845 (cell)
 Fax - 660-543-8034 * Email - rmccutcheon@ucmo.edu
 Web Site: www.ucmo.edu/athletics

Mules on the Airwaves

The Central Missouri Mules games can be heard on KOKO 1450 AM, 98.5 The Bar, 90.9 KTBG FM (game only), and warrensburgradio.com. The Mules' pregame show begins 80 minutes prior to kickoff. Shawn Jones will provide the play-by-play, with Joe Moore providing color commentary. 1450 KOKO/98.5 "The Bar" Sports Director Greg Hassler will be on the sidelines.

You can also watch UCM games via webcast at http://b2tv.com/upcoming_events.asp?q=v&value=miaa on a pay-per-view or season pass basis.

Live stats will also be available for all home games on the UCM athletics website.

The Willie Fritz Radio Show will also be broadcast live on KOKO 1450 AM, 98.5 The Bar, and warrensburgradio.com every Wednesday during the season at 7:00 p.m.

SportsPage is a weekly TV show that features Mules football, and it is shown at 7:00 p.m. every Thursday on KMOS-TV.

**No. 11 Pittsburg State Gorillas (2-1, 0-1)
 at No. 12 Central Missouri Mules (3-0, 1-0)**

Saturday, September 19 * 1:30 p.m.

Walton Stadium/Kennedy Field

Today's Officials:

**John Adams (referee), Phil Grom (umpire), Tim O'Dey (linesman),
 Scott Wetterstrom (line judge), Nick Marshall (field judge), Ben
 Tenpenney (side judge), and Robert Lewis (back judge)**

Mules hold off Hornets, 24-21

(Emporia, Kan.) – The 13th ranked Mules of Central Missouri survived a scare on Saturday against the Emporia State Hornets, holding them off 24-21 in the MIAA opener at Jones Field/Welch Stadium.

The Hornets (1-2, 0-1 MIAA) had a chance to tie it, but missed a 31 yard field goal wide left with two seconds remaining. Central Missouri's (3-0, 1-0 MIAA) defense had a bend-but-don't break performance as the Hornets piled up 478 yards of offense while holding the ball for 12:46 with no points in the fourth quarter.

The Mules got on the board first after pinning the Hornets deep in their own territory. UCM senior defensive end Mike Martin forced a fumble that was recovered by ESU on their own 11, forcing fourth down. The punt gave UCM the ball on the Hornet 35 after an eight-yard return by junior Adam Parks. It took the Mules just five plays, capped by an Eric Czerniewski run from a yard out to make it 7-0 with 2:49 left in the first quarter.

Another short field helped the Mules get their next points. The Hornets had a 28-yard field goal blocked by UCM defensive lineman P.J. South, and senior free safety Randy Shepherd picked it up and returned it to the ESU 20. It took only one play from there as junior Anthony Stewart ran it in with 3:03 left in the half.

That set the stage for a wild final minute of the period. Emporia State took the ball 61 yards in nine plays on the ensuing possession for their first score of the contest by running back Kevin Smart from a yard out with only 52 seconds left. The Central Missouri special teams came up big again though, as junior linebacker Cody Scribner blocked the extra point.

The Mules set up shop at their own 31 with 46 seconds left, but a 26-yard completion from Czerniewski to junior Bobby Guillory put the Mules in business in ESU territory. UCM moved it down to the Emporia 28 before calling a timeout with 21 seconds left. Czerniewski completed his next two passes to get it in the

Pittsburg State

August	
29	Central Oklahoma W 42-13
September	
5	Chadron State..... W 41-13
12	vs. Northwest Missouri... L 30-10
19	at Central Missouri..... 1:30 pm
26	Missouri Western..... 2 pm
October	
3	at Missouri Southern..... 2 pm
10	Emporia State..... 2 pm
17	at Washburn..... 1 pm
24	Fort Hays State-HC..... 2 pm
31	at Nebraska-Omaha..... 1 pm
November	
7	at Truman..... 1 pm

Central Missouri

August	
27	Southwest Baptist W 39-28
September	
3	Missouri S&T..... W 50-13
12	at Emporia State*..... W 24-21
19	Pittsburg State*..... 1:30 pm
26	at Washburn*..... 1 pm
October	
3	Truman State*..... 1:30 pm
10	Fort Hays State*-HC... 1:30 pm
17	at Missouri Western*... 1:30 pm
24	at Nebraska-Omaha*..... 1 pm
31	Missouri Southern..... 1:30 pm
November	
7	Northwest Missouri*..... 1 pm

* - MIAA Game

Mules Football Weekly

Central Missouri Mules

- General Information -

School Location / Enrollment . . . Warrensburg, Mo. / 11,000
Affiliation / Conference NCAA-II / MIAA
Nickname / Colors Mules / Cardinal & Black
Stadium (Capacity) Walton Stadium / Kennedy Field (12,000)
Surface Sprinturf
Press Box 660-543-4905
Athletic Director Jerry Hughes
Media Relations Director . Rob McCutcheon (660-543-4312)
FAX 660-543-8034
Email rmccutcheon@ucmo.edu
Web Site www.ucmo.edu/athletics
President Dr. Aaron Podolefsky

- Coaching Staff -

Head Coach (Alma Mater) . Willie Fritz (Pittsburg State, '83)
Record at UCM 92-44 (68-41 MIAA, 13th year)
Career Record Same
Phone / Best Time to Call . . . 660-543-4252 / Mornings
Assistant Coaches Chuck Clemens (co-defensive coordinator /DL), Jeff Conway (associate head coach/WR's), Scott Grinde (assistant head coach/OL), Gregg Nesbitt (co-defensive coordinator/LB's), Charlie Stubbs (offensive coordinator/QB's), Sean Edinger (strength & conditioning/equipment) Lee Kizzar (GA), Troy Williams (GA), Travis Lies (GA) Kellen Nesbitt (GA), Jed Paulsen (GA)

- Team Information -

Base Offense / Defense Multiple set / 4-4
2008 Record (MIAA Record) 7-4 (5-4 MIAA, T-4th)

Pittsburg State University

- General Information -

School Location / Enrollment Pittsburg, KS. / 6,750
Affiliation / Conference NCAA-II / MIAA
Nickname / Colors Gorillas / Crimson & Gold
Stadium (Capacity) Carnie Smith Stadium (8,343)
Press Box 620-235-4869
Athletic Director Chuck Broyles
Media Relations Coordinator . . . Dan Wilkes (620-235-4147)
FAX 620-235-4149
Email / Web Site dwilkes@pittstate.edu/
 www.pittstategorillas.com
President Dr. Tom Bryant

- Coaching Staff -

Head Coach (Alma Mater) . . . Chuck Broyles (Pitt State, '70)
Record at PSU 195-42-2 (20th year)
Career Record Same
Phone / Best Time to Call . . . 620-235-4389 / Mornings
Assistant Coaches Tim Beck (Off Coordinator),
 Dave Wiemers (Def Coordinator), Lance Cullen (DB),
 Steve Wells (OL), John Pierce (RB), Carl Roth (LB)

- Team Information -

Returning Starters (offense / defense / spec) . . . 3 / 8 / 2
Base Offense / Defense Multiple / Option / 3-4
Series Record Pittsburg State leads 38-6-2
2008 Record 11-2 (8-1, 2nd in the MIAA)

endzone though, capped by a 12-yard strike to junior wideout Jamorris Warren with 10 seconds left, making it 21-6 at the break.

The Mules held ESU to only 162 yards in the period, while totaling 206 themselves. The tides turned after the break though.

ESU took its first possession of the second half for a touchdown, a 71-yard strike from Andre Sloan El to Matt Coursen.

The Mules answered with a 26-yard field goal from Aaron Jamieson, after a short field from a 45-yard kick return by junior Zain Gower.

The Hornets answered with another touchdown though, 68 yards in 11 plays, capped by a fourth down and 14 conversion TD strike to Coursen. That made it 24-21 with 2:53 left in the third quarter.

The Mules nearly answered on the next possession, thanks to another big kick return, this time from Guillory. It was not to be though, as Czerniewski was intercepted at the ESU 5-yard line off a pass that hit off DeMarco Cosby's hands and into the arms of Shaunque Powell.

The Mules defense made plays when they counted in the final period though, stopping the Hornets on three drives in UCM territory. They forced a punt, turned it over on downs after a fourth and two, and watched the field goal sail wide left in the closing seconds.

Central Missouri tallied only 115 yards in the second half, while ESU put up 316. Czerniewski finished 14-of-28 for 194 yards with a TD and an INT. He completed only two passes in the final stanza.

Defensively, Shepherd and junior cornerback Kor'Ree Manson each had eight tackles, while Scribner and sophomore defensive back Andrew Bergeson each had seven stops.

Last Time Out - Pittsburg State

KANSAS CITY, Mo. -- Northwest Missouri State University capitalized on a pair of first-quarter turnovers to jump out to a 20-0 lead en route to a 30-10 victory over Pittsburg State University in The Fall Classic at Arrowhead VIII Saturday (Sept. 12).

The seventh-ranked Bearcats (2-1, 1-0 MIAA) turned the two interceptions directly into 14 points against the fourth-ranked Gorillas (2-1, 0-1 MIAA).

Aldwin Foster-Rettig intercepted a John McCoy pass and returned it to the PSU 33 to set up the first score of the game.

Four plays later, LaRon Council plowed into the end zone from a yard out to stake Northwest to a 7-0 lead.

Following a quick three-and-out by the Gorillas, the Bearcats then put together a 10-play, 62-yard drive with Blake Bolles capping the series with a two-yard touchdown pass to tight end Chris Kilgore. Joe Schroeder's PAT kick was blocked, leaving the Bearcats with a 13-0 advantage.

Three plays later, Northwest's Marcus Martin intercepted a McCoy pass and returned it 38 yards to make it a 20-0 game with 10 seconds to play in the initial period.

Northwest stretched its margin to 23-0 on a 32-yard field goal by Schroeder with 5:09 to play in the first half.

The Gorillas countered with a late score before the half. McCoy engineered a 13-play, 79-yard drive, running the ball in from 11 yards out to make it 23-7 with 24 seconds left in the half.

Neither team scored in the third quarter.

The Pitt State defense halted a pair of Bearcat drives with key interceptions, including a pick by Bryan McMurtrey at the PSU 2 on Northwest's initial drive of the third quarter.

Jared Witter booted a 20-yard field goal for the Gorillas to make it a 23-10 game with 10:59 to play in the game. PSU had driven the ball to the Northwest 3, but the drive stalled and the Gorillas elected to kick.

Northwest iced the game with their next series, putting together a 12-play drive that devoured six minutes and 32 seconds of play clock. Bolles tossed a 12-yard touchdown pass to Brian Shannon to effectively end the contest.

Bolles finished the game completed 17 of 28 passes for 193 yards and two scores. He added 42 yards on the ground as well.

Council rushed 19 times for a game-high 99 yards.

Mules Football Weekly

The 2009 Mules Record When...

Rushing for more than opponent	1-0
Rushing for less than opponent	2-0
A UCM player rushes for 100+ yards	1-0
A UCM player rushes for 200+ yards	0-0
Passing for more than opponent	2-0
Passing for less than opponent	1-0
A UCM player passes for 200+ yards	2-0
A UCM player passes for 300+ yards	1-0
A UCM player has 100+ yards receiving	2-0
A UCM player has 200+ yards receiving	0-0
Having more total yards	1-0
Having less total yards	2-0
Having fewer turnovers	2-0
Having more turnovers	1-0
Having same turnovers	0-0
Having a touchdown return	0-0
Blocking a kick or punt	1-0
Holding opponent under 100 yards rushing	1-0
Holding opponent under 200 yards passing	0-0
Leading in time of possession	2-0
Trailing in time of possession	1-0
Playing at home	2-0
Playing on the road	1-0
Playing on natural grass	0-0
Playing on artificial turf	3-0
Playing at night	2-0
Playing during the day	1-0
Playing an MIAA opponent	1-0
Playing a team from Kansas	1-0
Playing a team from Missouri	2-0
Playing a team from Nebraska	0-0
Scoring first	3-0
Opponents score first	0-0
Scoring last	1-0
Opponents score last	2-0
Leading after the first quarter	3-0
Trailing after the first quarter	0-0
Tied after the first quarter	0-0
Leading at halftime	2-0
Trailing at halftime	1-0
Tied at halftime	0-0
Leading after the third quarter	2-0
Trailing after the third quarter	1-0
Tied after the third quarter	0-0

McCoy completed 7 of 18 passes for 142 yards with three interceptions. He also rushed 17 times for 64 yards. Terrance Isaac led the Pitt State ground gainers with 17 carries for 76 yards.



UCM head coach
Willie Fritz

The Series & Coaches

This is the 47th meeting between the Mules and the Gorillas with PSU leading the overall series 38-6-2. Last year the Mules lost 49-28 when both were undefeated at 3-0 coming in. Seven matchups with Pittsburg State in the Willie Fritz Era have been decided by a touchdown or less. The Mules are 1-5 against the Gorillas in Warrensburg, losing by seven points or less on four occasions, with two of those coming in overtime. The lone win for the Mules at home came in 2005 by the famous 83-21 margin.

Fritz is 2-10 against Pittsburg State with wins coming in 2002 and 2005. Broyles is 17-2 against UCM.

Willie Fritz is in his 13th season as head coach at the University of Central Missouri. He is 92-44 as the Mules' mentor, 68-41 vs. MIAA opponents. His .676 winning percentage is fourth best in UCM football history, while **his 92 career wins rank No. 1 in school history.**

A 1983 graduate of Pittsburg State University, he is now sixth in the MIAA in career wins, third among active MIAA coaches.

Chuck Broyles is in his 20th season at Pittsburg State and is the winningest active head coach in the MIAA with an overall mark of 195-42-2. He has led the Gorillas to the NCAA Division II playoffs in 15 of his 19 seasons as head coach, including four berths in the Division II Championship Game ('91, '92, '95, '04) and the 1991 NCAA Division II National Championship.



PSU head coach
Chuck Broyles

Mules vs. Pittsburg State University (PSU leads 38-6-2)

1916 PSU 12, UCM 0	1956 PSU 28, UCM 6	1994 PSU 35, UCM 7
1917 PSU 33, UCM 0	1957 PSU 31, UCM 0	1995 PSU 37, UCM 16
1919 PSU 14, UCM 0	1958 UCM 19, PSU 19 (T)	1996 PSU 14, UCM 12
1920 UCM 9, PSU 7	1959 UCM 27, PSU 26	1997 PSU 30, UCM 29 (OT)
1924 PSU 6, UCM 0	1960 PSU 39, UCM 21	1998 PSU 32, UCM 14
1940 UCM 20, PSU 0	1961 PSU 47, UCM 0	1999 PSU 14, UCM 7
1941 UCM 6, PSU 6 (T)	1962 PSU 16, UCM 0	2000 PSU 23, UCM 20
1942 PSU 32, UCM 7	1963 PSU 7, UCM 0	2001 PSU 38, UCM 13
1943 PSU 20, UCM 0	1964 PSU 21, UCM 7	2002 UCM 23, PSU 20 (OT)
1944 PSU 19, UCM 7	1965 PSU 23, UCM 6	2003 PSU 28, UCM 24
1945 PSU 12, UCM 0	1966 PSU 20, UCM 18	2004 PSU 47, UCM 27
1946 PSU 12, UCM 0	1989 PSU 60, UCM 5	2005 UCM 83, PSU 21
1950 UCM 32, PSU 21	1990 PSU 9, UCM 7	2006 PSU 35, UCM 30
(Shrine Bowl)	1991 PSU 28, UCM 14	2007 PSU 38, UCM 31 (2OT)
1954 PSU 33, UCM 13	1992 PSU 20, UCM 10	2008 PSU 49, UCM 28
1955 PSU 7, UCM 6	1993 PSU 19, UCM 17	

Scouting the Gorillas

Pittsburg State has opened the season with one of the toughest schedules in the nation, facing three ranked opponents. The Gorillas come in at 2-1 overall after dominating Central Oklahoma and Chadron State, before falling to Northwest Missouri last week in the Fall Classic at Arrowhead.

The Gorillas running game ranks second in the MIAA at 230 yards per contest, while the passing attack puts up 212 yards per outing. They score 31 points per game, and rank third in the league in total offense at 442 yards per outing. quarterback John McCoy and running back Terrance Isaac each have 213 yards rushing, while Kendall Fisher has 260 yards receiving.

The Gorillas defense is third in the MIAA, giving up 18.7 points per game, with the strength coming against the rush as they rank first with only 81 yards per game allowed. Junior free safety Alex Kuhlman leads the squad in tackles at 23, while linebacker Antonio Graham, and strong safety Chadd Snyder have 20 and 18, respectively.

Mules Football Weekly

2009 AFCA Top 25 Poll

As of September 14

Rank	School (1st votes)	Record	Pts.	Prvs.
1.	Grand Valley St. (Mich.) (25)	.3-0	625	1
2.	Abilene Christian (Texas)	.3-0	592	2
3.	North Alabama	.3-0	577	3
4.	Bloomsburg (Pa.)	.3-0	541	5
5.	Central Washington	.3-0	526	6
6.	Northwest Missouri St.	.2-1	510	7
7.	Minnesota St.-Mankato	.3-0	432	8
8.	Minnesota-Duluth	.2-1	418	9
9.	Delta St. (Miss.)	.1-1	392	10
10.	Texas A&M-Kingsville	.3-0	388	11
11.	Pittsburg St. (Kan.)	.2-1	355	4
12.	Central Missouri	.3-0	320	13
13.	Albany St. (Ga.)	.3-0	301	12
14.	Catawba (N.C.)	.3-0	262	17
15.	Chadron St. (Neb.)	.2-1	258	15
16.	Valdosta St. (Ga.)	.1-1	230	18
17.	Tuskegee (Ala.)	.2-1	211	14
18.	Ashland (Ohio)	.2-1	183	19
19.	Tarleton St. (Texas)	.3-0	178	22
20.	Wayne St. (Neb.)	.3-0	157	23
21.	Indiana (Pa.)	.3-0	136	24t
22.	Washburn (Kan.)	.3-0	113	NR
23.	Saginaw Valley St. (Mich.)	.2-1	88	16
24.	Midwestern St. (Texas)	.3-0	69	NR
25.	Augustana (S.D.)	.3-0	66	NR

Others Receiving Votes: Missouri Western St., 42; North Carolina-Pembroke, 26; Glenville St. (W.Va.), 25; Charleston (W.Va.), 23; Edinboro (Pa.), 19; Winona St. (Minn.), 18; Findlay (Ohio), 16; West Alabama, 9; Ouachita Baptist (Ark.), 8; Wayne St. (Mich.), 5; California (Pa.), 3; Wingate (N.C.), 2; American International (Mass.), 1.

D2Football.com Top 25 Poll

As of September 8

Rank	School	Record
1	Grand Valley St.	.2-0
2	Abilene Christian	.2-0
3	North Alabama	.2-0
4	Pittsburg State	.2-0
5	Bloomsburg	.2-0
6	Central Washington	.2-0
7	Northwest Missouri	.1-1
8	Texas A&M-Kingsville	.2-0
9	Minnesota State	.2-0
10	Minnesota-Duluth	.1-1
11	Delta State	.0-1
12	Catawba	.2-0
13	Saginaw Valley	.2-0
14	Valdosta State	.0-1
15	IUP	.2-0
16	Chadron State	.1-1
17	Ashland	.1-1
18	Central Missouri	.2-0
19	Winona State	.2-0
20	Wayne State (Ne)	.2-0
21	West Chester	.1-1
22	Newberry	.1-1
23	Tarleton State	.2-0
24	Tuskegee	.1-1
25	Albany State	.2-0

Running Game = Success

The Mules are 52-5 since the 2001 season when they have outgained their opponents on the ground versus a 13-21 mark when they have been outrushed by their opponents.

Fritz Special Forces

Mules coach Willie Fritz is known for his attention to special teams. During his tenure, the Mules have **returned 21 punts for touchdowns and eight kickoffs to pay dirt**. And even more impressive, his teams have **blocked 35 punts** during his tenure (including four last year). The school record for blocks in a season is six (set twice, both in Fritz' reign, 2003 and 1999).

The Mules blocked a field goal and returned two big kickoffs in the game last week, helping them secure the win.

Turnover Ratio

The Mules are 42-8 since 2001 when they have won the turnover battle compared to 13-12 when they have committed more turnovers. They are also 9-7 when both teams are tied in turnovers. Following is the break down for positive/negative

+1 = 18-5; lost to NWMSU in 2004, WU in 2005, PSU from 2006-08

+2 = 8-3; lost to PSU 28-24 in 2003, lost to MSU and NWMSU 2007

+3 = 8-0 +4 = 3-0

+5 = 3-0 +6 = 2-0

EVEN = 9-7 -1 = 9-3

-2 = 1-3 -3 = 3-3

-4 = 0-2 -5 = 0-1

Fritz at Walton Stadium/Kennedy Field

The Mules have had great success at home during Fritz 13 seasons, boasting a 53-19 overall mark.

Home Seasons in Willie Fritz Era

Year	Record	Year	Record
1997	3-2	2004	3-2
1998	5-2	2005	5-0
1999	3-2	2006	3-3
2000	5-2	2007	4-1
2001	5-1	2008	4-3
2002	6-0	2009	2-0
2003	5-1	Total	53-19 (.736)

In MIAA Home Openers

The Mules are 8-4 in MIAA home openers in the Willie Fritz era, winning the last two seasons against Truman and Washburn. The Mules are 68-41 in MIAA play during the Willie Fritz era. Their best MIAA record came in 2002 when they posted an 8-1 mark, losing only to Northwest Missouri.

Undefeated Starts

Central Missouri has started 3-0 on seven occasions under head coach Willie Fritz out of 13 seasons. The Mules have started 4-0 five times, including last year's 4-0 start.

Their best start came in 2002 when they came out of the gates at 8-0.

In the Polls

The Mules were ranked in the AFCA Preseason top 25 for the first time since 2004, when they were 10th. They came into 2009 ranked 25th, but have moved to 19th, then 13th, and now 12th.

The No. 12 national ranking is the highest for Mules football since September 7, 2004, when it was No. 8. The highest ranking in UCM history was No. 6 back in October of 2002. UCM has now been ranked in 60 polls

This Week in Mules Football

since the AFCA started the coaches poll in 2000.

The MIAA Preseason Coaches Poll (pg. 6), as well as the inaugural MIAA Media Poll, ranked the Mules third overall in the conference.

Cosby Out of the Gates

Junior tight end **DeMarco Cosby** is the Mules only returning All-American and was honored with preseason first-team All-American honors by Consensus Draft Services this season. He is the first preseason All-American since Kendall Ricketts, and the first on offense since Kegan Coleman in 2004.

He got 2009 started with a bang, tying a school record with two touchdown catches by a tight end against SBU. He leads the team with 14 grabs for 197 yards on the season.

Super Czerniewski

Mules junior quarterback **Eric Czerniewski** keeps moving up the charts after his passing performance last week. He holds the school record for passing yards (2,938) and total offense (3,010) in a season, as well as touchdowns responsible for (33). He has also had five 300-yard passing games to break that mark.

He leads the MIAA in total offense (277 ypg) and passing yards (275 ypg) so far this season. He broke the career record with his sixth 300-yard of total offense game, and his 29 completions vs. SBU were the second-best in school history.

He is also in the career top 10 in every statistical passing category:
3. Most TD Passes51, needs 1 to tie Toby Korrodi in 2nd
4. Most Pass Attempts729, needs 162 to tie Jeff Phillips in 3rd
4. Most Pass Comp.428, needs 68 to tie Jeff Phillips in 3rd
4. Most Passing Yards5,649, needs 643 to tie Jeff Phillips in 3rd

Balanced Stable

The Mules are sporting a full crew of running backs this season, and balance is the key as they are averaging 154 yards per game (5th in the MIAA).

Junior **Anthony Stewart** had the first 100-yard rushing game of the season, going for 121 on 19 carries against ESU. The Mules have three different backs with at least 10 carries this season.

Thats Offensive

The Mules are averaging an MIAA leading 304 yards passing per game, as well as a second best 458 yards of total offense per contest. Central Missouri has also racked up 37.7 points per game to rank fourth among conference teams.

The Mules also broke a school record for first downs in a game against the Miners with 34. The previous record came against Pittsburg State in 2005 on the famous 83-21 victory. Their 582 yards of offense against Missouri S&T was the first time UCM has had more than 500 yards in a game since 2007.

Central Missouri has not been shut out since September 21, 1991 against Missouri Southern. The 195 game streak is the third longest in the nation, and an MIAA record.

Versus Ranked Opposition

The Mules are 7-17 against ranked opponents since 2000. Prior to their win against WU last season, they had not defeated a ranked opponent since 2005 against No. 11 Pittsburg State, 83-21.

The Mules are 1-11 against teams ranked in the top 10 since 2000. They defeated No. 10 Emporia State on the road in 2003.

Bringin' it Back

Senior kick returner **Bobby Guillory** started the season where he left off in 2008, returning six kicks for 195 yards, including a long of 46 yards against Emporia State.

He currently has 848 yards of kick returns in his career to rank eighth all-time. He needs 118 yards to catch Delanie Walker (965).

His 653 yards last season ranks fourth all-time, while his 188 yards against Missouri Western is a school record.

Junior **Zain Gower** also has two returns over 40 yards, while junior **Adam Parks** returned a punt 25 yards against MST.

Closing Time

A major emphasis for the Mules in 2009 is closing out games. They got a good start on that goal against Southwest Baptist, scoring the game's final 19 points, including a 13-0 shutout in the final quarter. Against MST, UCM scored 10 points in the fourth, before allowing a late touchdown when it was up 50-6. **Against Emporia State, the Central Missouri defense bended, but did not break, allowing no points in the fourth quarter despite more than 12 minutes of possession time by the ESU offense in the period.**

Penalized

The Mules committed 13 penalties for 109 yards against Southwest Baptist. It was the highest number of penalties since 2002, when they committed 16 against Truman. The 109 yards was the most since 2005, when UCM had 131 against Missouri Southern.

The Mules completely reversed their game one miscues by committing only 1 penalty against MST for 10 yards. It was the fewest in a contest since 2006 against Missouri Western.

UCM went back the other direction against ESU, committing 14 penalties for 118 yards. The Hornets out-did the Mules though, committing 15 penalties for 103 yards.

Mules in the Pros:

There is one Mule on an NFL roster coming into the 2009 season and he is playing for the San Francisco 49ers. Tight end/H-back **Delanie Walker (2004-05)** signed a three-year, \$6 million contract with a \$1.8 million signing bonus in 2008, and had 10 grabs for 155 yards and a touchdown during the year.

In week one this season, he had one catch for 17 yards as the 49ers upset the Cardinals 20-16.

2009 Central Missouri Mules Conference & National Awards

MIAA Player of the Week

Eric Czerniewski - August 31, Offense

National Player of the Week

None

This Week in Mules Football

MIAA Coaches Preseason Poll

School (1st votes)	Points
1. Northwest Missouri State (8)	80 pts.
2. Pittsburg State (2)	71 pts.
3. Central Missouri	59 pts.
4. Washburn	55 pts.
5. Missouri Western State	50 pts.
6. Nebraska-Omaha	49 pts.
7. Missouri Southern State	31 pts.
8. Emporia State	25 pts.
9. Truman State	19 pts.
10. Fort Hays State	11 pts.

2009 UCM Scoring Drives

Drive of less than 10 yards	.0
From 10-29 yards	.1
From 30-49 yards	.5
From 50-69 yards	.7
From 70-79 yards	.3
From 80-89 yards	.2
From 90-99 yards	.0

Drive of 1-5 plays	.6
6-10 plays	.11
11+ plays	.1

Less than 1:00	.3
1:00-1:59	.2
2:00-2:59	.3
3:00-3:59	.3
4:00-4:59	.5
5:00 or more	.2
Overtime (no time on clock)	.0

Defensive TD's	.0
Special Teams TD's	.0

2009 High and Low Tidbits

Longest Drive (yards)	.88, vs. MST
Longest Drive (time)	.6:01, vs. SBU
Longest Drive (plays)	.11, vs. MST
Shortest Drive (yards)	.20, vs. ESU
Shortest Drive (time)	.0:15, vs. SBU
Shortest Drive (plays)	.1, vs. SBU & ESU

Longest running play	.22, vs. MST
Longest passing play	.70, vs. SBU
Longest run allowed	.51, vs. SBU
Longest pass allowed	.71, vs. ESU

Most points in a game	.50, vs. MST
Most points in a quarter	.20, vs. MST
Most points in a half	.33, vs. MST

The Last Time it Happened

Individual

400-Yards Passing

432 - Jeff Phillips vs. Missouri-Rolla (October 4, 1986 - School Record)

300-Yards Passing

354 - Eric Czerniewski vs. Southwest Baptist (August 27, 2009)

40 Pass Attempts

41 - Eric Czerniewski vs. Southwest Baptist (August 27, 2009)

20 Pass Completions

29 (of 41) - Eric Czerniewski vs. Southwest Baptist (August 27, 2009)

100 Receiving Yards

114 (six receptions) - DeMarco Cosby vs. Missouri S&T (September 3, 2009)

150 Receiving Yards

157 (seven receptions) - Tim Richmond vs. Nebraska-Omaha (October 25, 2008)

200 Receiving Yards

228 (10 receptions) - Eddie Coates vs. Eastern Illinois (Oct. 4, 1969 - School Record)

100-149 Rushing Yards

121 (19 carries) - Anthony Stewart vs. Emporia State (September 12, 2009)

150-199 Rushing Yards

164 (18 carries) - Glenn Milner vs. Missouri Western (November 1, 2008)

200+ Rushing Yards

218 (37 carries) - Glenn Milner vs. Pittsburg State (September 29, 2007)

Kickoff Return for a Touchdown

95 yards - Damond Berry vs. Arkansas Tech (September 4, 2008)

Punt Return for a Touchdown

46 yards - Matt Jacobsen vs. Dakota State (September 9, 2006)

Interception Return for a Touchdown

39 yards - Mike Stevenson vs. Washburn (September 20, 2008)

Fumble Recovery for a Touchdown

0 yards - Adrian Singletary vs. Lincoln (September 1, 2005)

Team

500-599 Yards in Total Offense

vs. Missouri S&T (582 yards - September 3, 2009)

600+ Yards in Total Offense

vs. Pittsburg State (704 yards - November 5, 2005 - School Record)

30 First Downs

vs. Southwest Baptist (34 - September 3, 2009 - School Record)

Overtime Game

vs. Pittsburg State (November 16, 2002 - won 23-20)

Double Overtime Game

vs. Pittsburg State (September 29, 2007 - lost 38-31)

Last Time Shutout

vs. Missouri Southern (35-0, September 21, 1991) MIAA Record

Last Time UCM Shutout an Opponent

vs. Dakota State (52-0, September 9, 2006)

This Week in Mules Football

MIAA Comparison

UCM	Category	PSU
37.7 (4th)	Scoring Offense	31.0 (620.7th)
20.5 (5th)	Scoring Defense	18.7 (3rd)
154.7 (6th)	Rushing Offense	230.7 (2nd)
128.3 (9th)	Rushing Defense	81.0 (1st)
304.0 (1st)	Pass Offense	212.0 (7th)
306.7 (9th)	Pass Defense	260.0 (8th)
458.7 (2nd)	Total Offense	442.7 (3rd)
435.0 (10th)	Total Defense	341.0 (7th)
+0.33 (T-5th)	Turnover Margin	+0.33 (T-5th)
27.8 (1st)	Kick Returns	21.2 (7th)
7.6 (7th)	Punt Returns	11.8 (5th)
39.4 (3rd)	Punt Average	40.5 (1st)
76 (1st)	1st Downs	61 (5th)
63 (10th)	Opp. 1st Downs	62 (T-8th)
7 (5th)	Sacks By	5 (9th)
7 (9th)	Sacks Against	5 (4th)
79.0 ypg (8th)	Penalties	34.7 ypg (1st)
44.7% (7th)	3rd Down Conv.	48.8% (2nd)
38.3% (9th)	Opp. 3rd Down Conv.	36.2% (6th)
50.0% (3rd)	4th Down Conv.	33.3% (7th)
44.4% (4th)	Opp. 4th Down Conv.	57.1% (7th)
100% (1st)	Field Goals	25% (7th)
32:21 (4th)	Time of Possession	31:05 (7th)
92.9% (2nd)	Red Zone Offense	64.3% (10th)
57.1% (1st)	Red Zone Defense	58.3% (2nd)

Mules in the MIAA Ranks

(Only listed if ranked in the top 3)

Individual

1. Eric Czerniewski (Passing Yards)	275.7 ypg
1. Eric Czerniewski (Total Offense)	277.7 ypg
T-1. Cody Scribner (Tackles)	8.3 tpg
2. Bobby Guillory (Kick Return Avg.)	32.5 ypr
3. Anthony Stewart (Scoring TD's)	10.0 ppg
3. DeMarco Cosby (Receptions)	4.7 rpg
3. P.J. South (Sacks)	3.0 sacks
3. DeMarco Cosby (Rec. Yards)	65.7 ypg
3. Adam Parks (Punt Return Avg.)	7.6 ypr

Mules in the National Ranks

(Only listed if ranked in the top 25)

Team

6. Kickoff Returns	27.8 avg
13. Passing Offense	304.0 ypg
14. Pass Efficiency	169.9
16. Total Offense	458.7 ypg
22. Scoring Offense	37.7 ppg

Individual

12. Eric Czerniewski (Pass Eff.)	174.9
13. Bobby Guillory (Kick Ret.)	32.50 ypr
23. P.J. South (Sacks)	1.0 spg

Current Mules in the Record Books

Most Pass Attempts (Career)

1. 1,169 - Scott Loveland	1981-84
2. 982 - Paul Kaiser	1993-97
3. 891 - Jeff Phillips	1985-88
4. 729 - Eric Czerniewski	2006-present
5. 628 - Steve Eckinger	1967-70
6. 601 - Bill Foster	1976-79
7. 565 - Toby Korrodi	2005-06
8. 562 - Dennis Gile	2001-02

Most Pass Completions (Career)

1. 557 - Scott Loveland	1981-84
2. 513 - Paul Kaiser	1993-97
3. 496 - Jeff Phillips	1985-88
4. 428 - Eric Czerniewski	2006-present
5. 390 - Toby Korrodi	2005-06
6. 313 - Dennis Gile	2001-02
7. 296 - Steve Eckinger	1967-70
8. 271 - Bill Foster	1976-79
9. 225 - Jimmy Sangster	2002-04
10. 187 - Nick Puhlick	1987-90

Most Passing Yards (Career)

1. 7,233 - Paul Kaiser	1993-97
2. 6,547 - Scott Loveland	1981-84
3. 6,294 - Jeff Phillips	1985-88
4. 5,649 - Eric Czerniewski	2006-present
5. 4,906 - Steve Eckinger	1967-70
6. 4,863 - Toby Korrodi	2005-06
7. 4,741 - Dennis Gile	2001-02
8. 3,661 - Bill Foster	1976-79
9. 2,983 - Jimmy Sangster	2002-04
10. 2,890 - Steve Howard	1971-74

Most Touchdown Passes (Career)

1. 58 - Paul Kaiser	1993-97
2. 52 - Toby Korrodi	2005-06
3. 51 - Eric Czerniewski	2006-present
4. 46 - Jeff Phillips	1985-88
5. 40 - Dennis Gile	2001-02
40 - Steve Eckinger	1967-70
7. 32 - Scott Loveland	1981-84
8. 21 - Jimmy Sangster	2002-04
9. 18 - Nick Puhlick	1987-90
10. 17 - Bill Vining	1979-80

Most Total Offense Yards (Career)

1. 7,553 - Paul Kaiser (320 rush, 7233 pass)	1993-97
2. 6,216 - Scott Loveland (-331 rush, 6547 pass)	1981-84
3. 5,759 - Jeff Phillips (-535 rush, 6294 pass)	1985-88
4. 5,748 - Eric Czerniewski (99 rush, 5,649 pass)	2006-present
5. 5,206 - Steve Eckinger (300 rush, 4906 pass)	1967-70
6. 5,026 - Dennis Gile (285 rush, 4741 pass)	2001-02
7. 4,720 - Toby Korrodi (-143 rush, 4863 pass)	2005-06
8. 3,995 - Kegan Coleman (3995 rush, 0 pass)	2001-04
9. 3,799 - Bill Foster (138 rush, 3661 pass)	1976-79
10. 3,625 - Lee Thompson (3625 rush, 0 pass)	2000-04

Most Kickoff Return Yards (Career)

1. 1,976 - Kevin Nickerson (74 returns)	1998-01
2. 1,668 - Bobby Yates (82 returns)	1989-91
3. 1,336 - Walter Rhone (50 returns)	1969-72
4. 1,271 - Kegan Coleman (50 returns)	2001-04
5. 1,207 - Alvin Johnson (53 returns)	1986-88
6. 1,007 - Jeff Horned (53 returns)	1981-84
7. 965 - Delanie Walker (35 returns)	2004-05
8. 848 - Bobby Guillory (32 returns)	2008-present
9. 574 - Chris Jackson (21 returns)	1997
10. 533 - Bill Barber (27 returns)	1985-86

This Week in Mules Football

Southwest Baptist

August
27 at Central Missouri..... L 39-28

September
3 Northwest Missouri..... L 42-14
12 at Harding L3OT 49-41
19 at Southern Illinois..... 6 pm
26 Kentucky Wesleyan 1:30 pm

October
3 at Central Oklahoma 2 pm
10 Southern Nazarene-HC 2 pm
17 Northeastern State..... 1:30 pm
24 at Ouachita Baptist..... 1 pm
31 at St. Joseph's 12:00 pm

November
7 Missouri S&T 1 pm

Missouri S&T

September
3 at Central Missouri..... L 50-13
12 St. Joseph's L 44-41
19 Wisconsin-Stevens Point 1 pm
26 at Wisconsin-La Crosse..... 4 pm

October
3 at Central Arkansas 6 pm
10 at Drake (Iowa) 1 pm
17 Northwest Oklahoma State .. 1 pm
24 St. Francis (Ind.)-HC 1 pm
31 Lincoln (Mo.)..... 1 pm

November
7 at Southwest Baptist 1 pm
14 at Kentucky Wesleyan 1 pm

Emporia State

August
27 SW Oklahoma St. W 48-17

September
5 at Augustana (S.D.) L 32-21
12 **Central Missouri** **L 24-21**
19 at Missouri Southern..... 6 pm
26 at Fort Hays State 2 pm

October
3 Nebraska-Omaha 1 pm
10 at Pittsburg State 2 pm
17 Northwest Missouri 1 pm
24 at Truman 2 pm
31 Missouri Western-HC 1 pm

November
7 Washburn 1 pm

Pittsburg State

August
29 Central Oklahoma W 42-13

September
5 Chadron State W 41-13
12 vs. Northwest Missouri... L 30-10
19 at **Central Missouri** **1:30 pm**
26 Missouri Western..... 2 pm

October
3 at Missouri Southern 2 pm
10 Emporia State 2 pm
17 at Washburn 1 pm
24 Fort Hays State-HC 2 pm
31 at Nebraska-Omaha 1 pm

November
7 at Truman 1 pm

2009 MIAA Standings

	MIAA			Overall		
	W	L	Pct.	W	L	Pct.
UCM	1	0	1.000	3	0	1.000
MWSU	1	0	1.000	3	0	1.000
WU	1	0	1.000	3	0	1.000
NWMSU	1	0	1.000	2	1	.667
UNO	1	0	1.000	2	1	.667
PSU	0	1	.000	2	1	.667
FHSU	0	1	.000	2	1	.667
ESU	0	1	.000	1	2	.333
TSU	0	1	.000	1	2	.333
MSSU	0	1	.000	0	2	.000

Upcoming MIAA Schedule

Saturday, September 19

*UNO @ NWMSU 1 p.m.
*PSU @ UCM 1:30 p.m.
*ESU @ MSSU 6 p.m.
*WU @ MWSU 6 p.m.
*FHSU @ TSU 7 p.m.

Saturday, September 26

*UCM @ WU 1 p.m.
*TSU @ NWMSU 1 p.m.
*UNO @ MSSU (HC) 2 p.m.
*MWSU @ PSU 2 p.m.
*ESU @ FHSU (HC) 7 p.m.

Nebraska-Omaha

August
27 East Central (Okla.) W 48-0

September
5 at Nebraska-Kearney L 31-28
12 Truman W 38-0
19 at Northwest Missouri 1 pm
26 at Missouri Southern 2 pm

October
3 at Emporia State 1 pm
10 Washburn-HC 1 pm
17 at Fort Hays State 2 pm
24 **Central Missouri** **1 pm**
31 Pittsburg State 1 pm

November
7 at Missouri Western 1:30 pm

Washburn

August
29 at Colorado - Mines W 27-14

September
4 New Mexico-Highlands . W 82-13
12 Missouri Southern W 54-31
19 at Missouri Western 6 pm
26 **Central Missouri** **1 pm**

October
3 Fort Hays State 1 pm
10 at Nebraska-Omaha 1 pm
17 Pittsburg State-HC 1 pm
24 at Northwest Missouri ... 1:30 pm
31 Truman 1 pm

November
7 at Emporia State 1 pm

Truman State

August
29 Minnesota State L 31-13

September
5 Okla. Panhandle St. W 54-7
12 at Nebraska-Omaha L 38-0
19 Fort Hays State 7 pm
26 at Northwest Missouri 1 pm

October
3 at **Central Missouri** **1:30 pm**
10 Missouri Western-HC 2 pm
17 at Missouri Southern 2 pm
24 Emporia State 2 pm
31 at Washburn 1 pm

November
7 Pittsburg State 1 pm

Fort Hays State

August
29 Western State W 45-17

September
5 Colorado-Mines W 31-21
12 Missouri Western L 58-31
19 at Truman 7 pm
26 Empori State-HC..... 7 pm

October
3 at Washburn 7 pm
10 **at Central Missouri**.... **1:30 pm**
17 Nebraska-Omaha 2 pm
24 at Pittsburg State 2 pm
31 Northwest Missouri 2 pm

November
7 at Missouri Southern 2 pm

Missouri Western

August
27 Northern State W 49-14

September
5 at Mesa State W 35-14
12 at Fort Hays State W 58-31
19 Washburn 6 pm
26 at Pittsburg State 2 pm

October
3 Northwest Missouri 1:30 pm
10 at Truman 2 pm
17 **Central Missouri-HC** .. **1:30 pm**
24 Missouri Southern 1:30 pm
31 at Emporia State 1 pm

November
7 Nebraska-Omaha 1:30 pm

Missouri Southern

August
30 at Harding L 17-15

September
12 at Washburn L 54-31
19 Emporia State 6:00 pm
26 Nebraska-Omaha 2:00 pm

October
3 Pittsburg State 2:00 pm
10 at Northwest Missouri ... 1:00 pm
17 Truman 2:00 pm
24 at Missouri Western 1:30 pm
31 **at Central Missouri**.... **1:30 pm**

November
8 Fort Hays State..... 2:00 pm

Northwest Missouri

August
27 at Abilene Christian L 19-14

September
3 at Southwest Baptist ... W 42-14
12 vs. Pittsburg State W 30-10
19 Nebraska-Omaha 1 pm
26 Truman 1 pm

October
3 at Missouri Western 1:30 pm
10 Missouri Southern 1 pm
17 at Emporia State 1 pm
24 Washburn-HC 1:30 pm
31 at Fort Hays State 2 pm

November
7 **Central Missouri** **1 pm**

Mules Football Weekly

Central Missouri Offense

Z-RECEIVER	- 16	SETH MASON (5-8, 170, Junior-2L)
	- 83	Reid Allison (6-1, 180, Junior-1L)
TIGHT END	- 84	DEMARCO COSBY (6-3, 240, Junior-2L)
	- 97	Garrett Smith (6-3, 250, Sophomore-1L)
	- 87	David Cannon (6-2, 235, Freshman-Rs)
LEFT TACKLE	- 64	DARIUS HENDERSON (6-4, 280, Junior-Tr)
	- 72	Logan Freeman (6-3, 290, Freshman-Rs)
LEFT GUARD	- 60	MIKE MANTERNACH (6-3, 295, Senior-1L)
	- 58	Miles Jaben (6-1, 260, Sophomore-1L)
CENTER	- 55	NATE STOFFEL (6-4, 300, Sophomore-Tr)
	- 57	Matt Mayfield (6-2, 260, Junior-Tr)
RIGHT GUARD	- 77	ELISALA TELA (6-2, 285, Junior-Tr)
	- 68	Cody Beck (6-2, 285, Sophomore-1L)
RIGHT TACKLE	- 70	ROBERT HICKLIN (6-6, 280, Senior-2L)
	- 72	Logan Freeman (6-3, 290, Freshman-Rs)
X-RECEIVER	- 4	ADAM PARKS (5-10, 180, Junior-2L)
	- 7	Jamorris Warren (6-1, 195, Junior-Tr)
	- 8	Taylor Dyer (6-0, 185, Sophomore-1L)
F-RECEIVER	- 9	BOBBY GUILLORY (5-10, 180, Senior-1L)
	- 1	Tim Peterson (6-0, 205, Junior-Tr)
	- 88	Kyson Ginavan (5-10, 170, Freshman-Rs)
QUARTERBACK	- 13	ERIC CZERNIEWSKI (6-0, 190, Junior-2L)
	- 12	Tommy Corwin (6-0, 205, Sophomore-1L)
FULLBACK	- 35	BRENT BOEHRINGER (5-10, 215, Junior-2L)
	- 37	Darrian Salter (5-11, 235, Sophomore-1L)
RUNNING BACK	- 21	ANTHONY STEWART (5-9, 190, Junior-Rs)
	- 31	Zain Gower (5-7, 170, Junior-1L)
	- 25	Tywon Hubbard (6-0, 195, Junior-Tr)

Central Missouri Defense

DEFENSIVE END	- 71	MIKE MARTIN (6-4, 280, Senior-2L)
	- 92	Jeremy Wallace (6-5, 240, Junior-Tr)
DEFENSIVE TACKLE	- 90	P.J. SOUTH (6-4, 280, Junior-Tr)
	- 54	Tony Farias (6-2, 255, Freshman-Rs)
NOSE GUARD	- 98	CHRIS GILCHRIEST (6-1, 295, Senior-2L)
	- 99	Peni Fiuangaihetau (6-2, 270, Junior-Tr)
HAMMER	- 49	LAYNE KRETER (6-3, 245, Senior-3L)
	- 51	Marc Tiernan (6-3, 240, Senior-3L)
STRONG SAFETY	- 36	JUSTIN COAXUM (6-2, 210, Junior-2L)
	- 19	Brett Ginn (5-10, 185, Freshman-MRs)
SAM LINEBACKER	- 39	CALVIN PATTERSON (6-0, 220, Sophomore-1L)
	- 34	Edgar Tavu'i (5-10, 230, Junior-Tr)
WILL LINEBACKER	- 38	CODY SCRIBNER (5-11, 215, Junior-2L)
	- 53	Evan Knight (6-1, 220, Freshman-Rs)
BANDIT	- 24	KARL PARKER (5-8, 185, Junior-2L)
	- 5	Joseph Bangali (5-10, 190, Junior-Tr)
CORNERBACK	- 22	DEONTE BALL (6-0, 190, Junior-Tr)
	- 32	LaVance Dotson (5-10, 190, Senior-3L)
FREE SAFETY	- 20	RANDY SHEPHERD (5-11, 190, Senior-3L)
	- 48	Andrew Bergeson (6-0, 190, Sophomore-1L)
CORNERBACK	- 3	KOR'REE MANSON (5-9, 195, Junior-1L)
	- 18	Tyler Ebert (5-10, 170, Freshman-MRs)

Central Missouri Special Forces

PLACEKICKER	- 6	AARON JAMIESON (5-11, 170, Freshman-HS)
	- 2	Sean Middleton (5-10, 170, Freshman-Tr)
PUNTER	- 47	JORDAN HOFER (5-10, 215, Senior-1L)
	- 62	Braden Ham (6-3, 205, Senior-Sq)
LONG SNAPPER	- 59	DREW WIER (6-0, 205, Sophomore-1L)
	- 89	Bryce Murray (6-3, 230, Freshman-Rs)
HOLDER	- 47	JORDAN HOFER (5-10, 215, Senior-1L)
	- 8	Taylor Dyer (6-0, 185, Sophomore-1L)
KICK RETURNS	- 31	ZAIN GOWER (5-7, 170, Junior-1L)
	- 9	BOBBY GUILLORY (5-10, 180, Senior-1L)
PUNT RETURNS	- 4	ADAM PARKS (5-10, 180, Junior-2L)
	- 20	Randy Shepherd (5-11, 190, Senior-3L)

Pittsburg State Defense

DEFENSIVE END	- 93	RASHAD P ITTMAN (6-2, 274, Sr.)
	- 55	Brock Lohr (6-2, 243, Sr.)
NOSE GUARD	- 50	MIKE ROBERTS (6-0, 275, Sr.)
	- 99	J.R. Jones (6-1, 323, So.)
DEFENSIVE END	- 91	JORDAN KARR (6-3, 255, Sr.)
	- 98	Gus Toca (6-2, 245, Fr.)
OUTSIDE LB	- 39	ZACK LANGSTON (6-3, 224, Sr.)
	- 44	Luke Stringer (6-4, 229, So.)
INSIDE LB	- 8	CALEB JESSUP (6-0, 230, Sr.)
	- 30	Craig Durfree (6-0, 206, Sr.)
INSIDE LB	- 40	ANTONIO GRAHAM (5-10, 203, Sr.)
	- 34	Johnny Row (6-1, 223, Jr.)
OUTSIDE LB	- 46	SPENCER WORTHINGTON (6-2, 227, So.)
	- 42	Chris Swartz (5-11, 200, Sr.)
CORNERBACK	- 4	BRYAN MCMURTREY (5-11, 184, Sr.)
	- 23	Jacob Catloth (6-0, 189, Fr.-RS)
FREE SAFETY	- 9	ALEX KUHLMAN (6-3, 202, Jr.)
	- 24	David Vaughn (5-10, 182, Jr.)
STRONG SAFETY	- 10	CHADD SNYDER (6-1, 195, Sr.)
	- 11	Dustin Heckroth (6-1, 193, Sr.)
CORNERBACK	- 11	DUSTIN HECKROTH (6-1, 193, Sr.)
	- 5	Elijah Olabode (5-9, 186, So.)

Pittsburg State Offense

WIDE RECEIVER	- 84	KENDALL FISHER (6-4, 215, Sr.)
	- 19	Aaron Sawyer (6-3, 208, So.)
TIGHT END	- 80	RICKY LUDEMAN (6-3, 235, Sr.)
	- 88	Bristan Kelley (6-6, 265, Jr.)
QUICK TACKLE	- 70	DUSTIN WILEY (6-4, 281, Jr.)
	- 66	Adam Stewart (6-5, 267, Jr.)
QUICK GUARD	- 75	NICK SPEED (6-0, 279, Jr.)
	- 78	Kell Smalley (6-0, 267, So.)
CENTER	- 60	JAY NUÑEZ (6-1, 251, Sr.)
	- 71	Aaron Kolich (6-2, 258, Fr.-RS)
STRONG GUARD	- 74	JOSIAH CODY (6-4, 278, Fr.-RS)
	- 79	Nick Sloan (6-6, 311, Fr.-RS)
STRONG TACKLE	- 76	GRANT GARWOOD (6-1, 322, Jr.)
	- 72	Joe Kennard (6-4, 282, Sr.)
TIGHT END	- 83	MARTIN BURKE (6-5, 265, Sr.)
	- 86	Tell Wyrick (6-6, 230, Jr.)
WIDE RECEIVER	- 3	RYAN HOLT (6-0, 186, Jr.)
	- 20	Jon Thomas (5-6, 161, So.)
QUARTERBACK	- 7	JOHN MCCOY (6-0, 208, Jr.)
	- 16	Jeff Smith (6-0, 205, So.)
FULLBACK	- 27	NATE MORRIS (5-11, 202, Jr.)
	- 26	Jason Spradling (5-10, 191, Fr.-RS)
TAILBACK	- 1	TERRANCE ISAAC (5-8, 184, Jr.)
	- 22	Eric Love (5-9, 185, So.)

Pittsburg State Special Teams

PLACEKICKER	- 17	JARED WITTER (6-3, 211, Jr.)
LONGSNAPPER	- 32	BILLY EWY (6-1, 201, So.)
HOLDER	- 10	CHADD SNYDER (6-1, 195, Sr.)
PUNTER	- 17	JARED WITTER (6-3, 211, Jr.)
PUNT RETURNS	- 20	JON THOMAS (5-6, 161, So.)
	- 26	Jason Spradling (5-10, 191, Fr.-RS)
KICK RETURNS	- 18	JARED JERKINS (5-11, 205, Fr.-RS)
	- 20	JON THOMAS (5-6, 161, So.)

This Week in Mules Football

Career Starting Experience

Career Games Played / Starts, and Year in parentheses (GP/GS, Year)

Central Missouri Offense

Quarterbacks

Eric Czerniewski (25/23, Junior)
Tommy Corwin (5/0, Soph.)
Geno Waters (7 overall, Junior)

Running Backs

Anthony Stewart (3/3, Junior)
Zain Gower (13/0, Junior)
Tywon Hubbard (3/0, Junior)
Ken Hedrington (2/0, Junior)
Justin Gore (17/0, Senior)

Fullbacks

Brent Boehringer (24/8, Junior)
Darrian Salter (14/0, Soph.)
Dan Boan (1/0, Fresh.)

Wide Receivers

Adam Parks (25/11, Junior)
Bobby Guillory (13/4, Senior)
Seth Mason (27/9, Junior)
Taylor Dyer (4/0, Soph.)
Reid Allison (15/0, Junior)
Jamorris Warren (3/0, Junior)
Tim Peterson (3/0, Junior)
Kyson Ginavan (1/0, Fresh.)
Kevin Johnson (1/0, Fresh.)

Tight Ends

DeMarco Cosby (20/18, Junior)
Garrett Smith (14/0, Soph.)
David Cannon (3/0, Fresh.)
Bryce Murray (1/0, Fresh.)

Offensive Line

Mike Manternach (14/9, Senior)
Robert Hicklin (33/15, Senior)
Cody Beck (10/0, Soph.)
Miles Jaben (6/0, Soph.)
Darius Henderson (3/3, Junior)
Nate Stoffel (3/3, Soph.)
Elisala Tela (3/3, Junior)
Matt Mayfield (2/0, Junior)
Mark Schroeder (1/0, Fresh.)
Logan Freeman (2/0, Fresh.)
Kody Boles (1/0, Fresh.)
Hulas King (1/0, Fresh.)

Central Missouri Defense

Defensive Line

Layne Kreter (36/21, Senior)
Chris Gilchrist (24/12, Senior)
Marc Tiernan (27/0, Senior)
Mike Martin (22/3, Junior)
P.J. South (3/3, Junior)
Trey Jackson (1/0, Junior)
Peni Fiuangaihetau (3/0, Junior)
Dakota Smith (1/0, Fresh.)
Chris Mason (3/0, Fresh.)
Leland Wood (1/0, Junior)
Reggie Dilworth (1/0, Fresh.)

Linebackers

Cody Scribner (23/8, Junior)
Calvin Patterson (11/3, Soph.)
Brandon Clark (4/0, Fresh.)
Evan Knight (3/0, Fresh.)
Sosaia Taufu (0/0, Junior)
Edgar Tavu'i (3/0, Junior)

Cornerbacks

LaVance Dotson (36/19, Senior)
Kor'Ree Manson (14/9, Junior)
Remeco Gay (5/0, Junior)
Carlos Bisch (14/0, Junior)
Deonte Ball (3/1, Junior)
Tyler Ebert (1/0, Fresh.)

Safeties and Bandits

Randy Shepherd (30/28, Senior)
Justin Coaxum (25/4, Junior)
Karl Parker (23/3, Junior)
Shawn Cox (15/0, Junior)
Andrew Bergeson (13/0, Soph.)
Brett Ginn (4/0, Fresh.)
Joseph Bangali (3/0, Junior)
Patrick Lewis (2/0, Fresh.)
Colin Hanna (1/0, Fresh.)
Scott Hill (1/0, Fresh.)
Darien McKee-Linzie (1/0, Fresh.)

Central Missouri Specialists (Total games played only)

Kickers

Aaron Jamieson (3, Fresh.)
Sean Middleton (1, Fresh.)
Zach Gebhardt (0, Fresh.)

Punters

Jordan Hofer (14, Senior)
Braden Ham (0, Senior)

Long Snapper

Drew Wier (13, Soph.)

Mules Individual Career Highs

Central Missouri Offense

RECEIVERS

- 9 **BOBBY GUILLORY**
Receptions: 4, vs. Southwest Baptist (8-27-09)
Yards: 40, vs. Emporia State (9-12-09)
Rec. TDs: none
Long: 26 vs. Emporia State (9-12-09)
Rushes: 7 vs. Northwest Missouri (10-11-08)
Rush Yds: 77 vs. Washburn (9-20-08)
Rush TD's: 2 vs. Washburn (9-20-08)
Long Rush: 41 vs. Washburn (9-20-08)

- 16 **SETH MASON**
Receptions: 5 vs. Concordia-St. Paul (9-8-07)
Yards: 60 vs. Concordia-St. Paul (9-8-07)
TDs: 2 vs. Concordia-St. Paul (9-8-07)
Long: 19 vs. Concordia-St. Paul (9-8-07)

- 4 **ADAM PARKS**
Receptions: 6 vs. Fort Hays State (11-8-08)
Yards: 94 vs. Fort Hays State (11-8-08)
TDs: 1 vs. Minnesota State (8-23-07)
Long: 34 vs. Fort Hays State (11-8-08)

TIGHT ENDS

- 84 **DEMARCO COSBY**
Receptions: 7 vs. Southwest Baptist (8-27-09)
Yards: 121 vs. Emporia State (10-4-08)
TDs: 2, vs. Southwest Baptist (8-27-09)
Long: 80 vs. Missouri Southern (10-18-08)

- 97 **Garrett Smith**
Receptions: 1 twice, last vs. Arkansas Tech (9-4-08)
Yards: 35 vs. Minnesota State (8-28-08)
TDs: None
Long: 35 vs. Minnesota State (8-28-08)

QUARTERBACKS

- 13 **ERIC CZERNIEWSKI**
Comp.: 29 vs. Southwest Baptist (8-27-09)
Attempts: 45 twice, last vs. Missouri Western (11-3-08)
Comp. %: 86.3 vs Missouri S&T (9-3-09) (19-of-22)
Yards: 371 vs. Fort Hays State (11-8-08)
TDs: 4, 4 times, last vs Missouri S&T (9-3-09)
Long: 81 vs. Fort Hays State (11-11-07)

- 15 **Tommy Corwin**
Comp.: 5, twice, last vs Missouri S&T (9-3-09)
Attempts: 9 vs Missouri S&T (9-3-09)
Comp. %: Not enough attempts
Yards: 73 vs Southwest Baptist (10-27-07)
TDs: 1 vs. Missouri Southern (10-18-08)
Long: 43 vs Missouri S&T (9-3-09)

RUNNING BACKS

- 21 **Anthony Stewart**
Rushes: 19 vs. Emporia State (9-12-09)
Rush Yds: 121 vs. Emporia State (9-12-09)
Rush TD's: 1, twice, last vs. Emporia State (9-12-09)
Long Rush: 20 vs. Emporia State (9-12-09)
Receptions: 6 vs. Southwest Baptist (8-27-09)
Rec. Yards: 105 vs. Southwest Baptist (8-27-09)
Rec. TDs: 1 twice
Long Rec: 70 vs. Southwest Baptist (8-27-09)

- 25 **Tywon Hubbard**
Rushes: 10 vs Missouri S&T (9-3-09)
Rush Yds: 57 vs Missouri S&T (9-3-09)
Rush TD's: none
Long Rush: 22 vs Missouri S&T (9-3-09)
Receptions: 3 vs. Southwest Baptist (8-27-09)
Rec. Yards: 57 vs. Southwest Baptist (8-27-09)
Rec. TDs: 1 vs. Southwest Baptist (8-27-09)
Long Rec: 30 vs. Southwest Baptist (8-27-09)

- 31 **Zain Gower**
Rushes: 9 vs Missouri S&T (9-3-09)
Rush Yds: 47 vs Missouri S&T (9-3-09)
Rush TD's: 2 vs Missouri S&T (9-3-09)
Long Rush: 19 vs Missouri S&T (9-3-09)
Receptions: 2, twice, last vs Missouri S&T (9-3-09)
Rec. Yards: 32 vs Missouri S&T (9-3-09)

Rec. TDs: 1 vs. Minnesota State (8-28-08)
Long Rec: 17 vs Missouri S&T (9-3-09)

Central Missouri Defense

DEFENSIVE END

- 49 **LAYNE KRETER**
Tackles: 6 vs. Northwest Missouri (10-28-06)
Sacks: 2.0 vs. Missouri Southern (10-20-07)
- 71 **MIKE MARTIN**
Tackles: 6 vs. Emporia State (9-12-09)
Sacks: 1.0, four times, last vs. Southwest Baptist (8-27-09)

- 51 **MARC TIERNAN**
Tackles: 7 vs. Southwest Baptist (8-27-09)
Sacks: 1.5 vs. Southwest Baptist (8-27-09)
- 92 **JEREMY WALLACE**
Tackles: 5 vs. Emporia State (9-12-09)
Sacks: none

DEFENSIVE TACKLE

- 98 **CHRIS GILCHRIST**
Tackles: 6 vs. Pittsburg State (9-29-07)
- 90 **P.J. SOUTH**
Tackles: 5 vs. Emporia State (9-12-09)
Sacks: 1.5 vs. Southwest Baptist (8-27-09)
- 94 **TREY JACKSON**
Tackles: none
Sacks: none

LINEBACKERS

- 38 **CODY SCRIBNER**
Tackles: 11 vs. Northwest Missouri (10-11-08)
- 39 **CALVIN PATTERSON**
Tackles: 5 vs. Emporia State (9-12-09)

BANDIT

- 24 **KARL PARKER**
Tackles: 7 vs Missouri S&T (9-3-09)
INT's: 1 vs. Arkansas Tech (9-4-08)

CORNERBACKS

- 32 **LAVANCE DOTSON**
Tackles: 7 vs. Pittsburg State (9-29-07)
INT's: 1, three times, last vs. Fort Hays State (11-11-07)
- 3 **KOR'REE MANSON**
Tackles: 10 vs. Missouri Western (11-1-08)
INT's: none
- 5 **JOSEPH BANGALI**
Tackles: 3 vs. Emporia State (9-12-09)
INT's: 1 vs Missouri S&T (9-3-09)

STRONG SAFETY

- 36 **JUSTIN COAXUM**
Tackles: 5 vs Missouri S&T (9-3-09)
INT's: none

FREE SAFETY

- 20 **RANDY SHEPHERD**
Tackles: 11 vs. Fort Hays State (11-11-07)
INT's: 1, five times, last vs. Fort Hays State (11-11-07)
- 48 **ANDREW BERGESON**
Tackles: 7 vs. Emporia State (9-12-09)

Central Missouri Special Forces

PUNTER

- 47 **JORDAN HOFER**
Punts: 5, 3 times, last vs. Emporia State (9-12-09)
Long: 65 vs. Missouri Southern (10-18-08)
Avg: 48.2 vs. Pittsburg State (9-27-08)

KICKER

- 6 **AARON JAMIESON**
Long: 28 vs. Missouri S&T

KICK RETURNS

- 80 **BOBBY GUILLORY**
Long: 54 vs. Missouri Western (11-1-08)
- 31 **ZAIN GOWER**
Long: 45 vs. Emporia State (9-12-09)

PUNT RETURNS

- 4 **ADAM PARKS**
Long: 22 yards vs. Missouri Western (11-1-08)

Mules Football Weekly

2009 Season Results

	OVERALL	HOME	AWAY	NEUT
ALL GAMES	3-0-0	2-0-0	1-0-0	0-0-0
CONFERENCE	1-0-0	0-0-0	1-0-0	0-0-0
NON-CONFERENCE	2-0-0	2-0-0	0-0-0	0-0-0

DATE	OPPONENT	W/L	SCORE	ATT
Aug 27	SOUTHWEST BAPTIST	W	39-28	6973
Sep 3	MISSOURI S&T	W	50-13	6473
*Sep 12	at Emporia State	W	24-21	5078

2009 Team Statistics

	UCM	Opponents
SCORING	113	62
Points Per Game	37.7	20.7
FIRST DOWNS	76	63
Rushing	29	24
Passing	42	36
Penalty	5	3
RUSHING YARDAGE	464	385
Yards gained rushing	517	477
Yards lost rushing	53	92
Rushing Attempts	108	93
Average Per Rush	4.3	4.1
Average Per Game	154.7	128.3
TDs Rushing	7	3
PASSING YARDAGE	912	920
Comp-Att-Int	69-102-1	71-123-1
Average Per Pass	8.9	7.5
Average Per Catch	13.2	13.0
Average Per Game	304.0	306.7
TDs Passing	9	6
TOTAL OFFENSE	1376	1305
Total Plays	210	216
Average Per Play	6.6	6.0
Average Per Game	458.7	435.0
KICK RETURNS: #-Yards	12-334	19-363
PUNT RETURNS: #-Yards	8-61	2-30
INT RETURNS: #-Yards	1-20	1-2
KICK RETURN AVERAGE	27.8	19.1
PUNT RETURN AVERAGE	7.6	15.0
INT RETURN AVERAGE	20.0	2.0
FUMBLES-LOST	3-0	2-1
PENALTIES-Yards	28-237	31-211
Average Per Game	79.0	70.3
PUNTS-Yards	12-473	17-596
Average Per Punt	39.4	35.1
Net punt average	33.6	31.5
TIME OF POSSESSION/Game	32:21	27:38
3RD-DOWN Conversions	17/38	18/47
3rd-Down Pct	45%	38%
4TH-DOWN Conversions	3/6	4/9
4th-Down Pct	50%	44%
SACKS BY-Yards	7-45	7-34
MISC YARDS	69	0
TOUCHDOWNS SCORED	16	9
FIELD GOALS-ATTEMPTS	2-2	0-3
ON-SIDE KICKS	0-0	0-0
RED-ZONE SCORES	13-14 93%	4-7 57%
RED-ZONE TOUCHDOWNS	11-14 79%	4-7 57%
PAT-ATTEMPTS	11-13 85%	6-8 75%
ATTENDANCE	13446	5078
Games/Avg Per Game	2/6723	1/5078
Neutral Site Games		0/0

SCORE BY QTR	1	2	3	4	TOT
Central Missouri	40	34	16	23	113
Opponents	7	26	22	7	62

2009 Individual Statistics

RUSHING	G	Att	Gain	Loss	Net	Avg	TD	Long	Avg./G
Stewart,Anthony	3	45	257	8	249	5.5	3	20	83.0
Hubbard,Tywon	3	15	94	5	89	5.9	0	22	29.7
Gower,Zain	2	10	48	0	48	4.8	2	19	24.0
Guillory,Bobby	3	7	37	0	37	5.3	0	11	12.3
Gore,Justin	1	3	23	0	23	7.7	0	12	23.0
Corwin,Tommy	1	2	16	4	12	6.0	0	16	12.0
Czerniewski,Eric	3	20	38	32	6	0.3	2	20	2.0
Waters,Geno	1	1	4	0	4	4.0	0	4	4.0
TEAM	2	5	0	4	-4	-0.8	0	0	-2.0
Total.....	3	108	517	53	464	4.3	7	22	154.7
Opponents.....	3	93	477	92	385	4.1	3	51	128.3

PASSING	G	Effic	Comp	Att	Int	Pct	Yds	TD	Long	Avg/G
Czerniewski,Eric	3	174.91	62	91	1	68.1	827	9	70	275.7
Corwin,Tommy	1	121.82	5	9	0	55.6	71	0	43	71.0
Waters,Geno	1	158.80	2	2	0	100.0	14	0	11	14.0
Total.....	3	169.91	69	102	1	67.6	912	9	70	304.0
Opponents.....	3	135.02	71	123	1	57.7	920	6	71	306.7

RECEIVING	G	No.	Yds	Avg	TD	Long	Avg/G
Cosby,DeMarco	3	14	197	14.1	2	32	65.7
Parks,Adam	3	11	93	8.5	0	22	31.0
Stewart,Anthony	3	10	144	14.4	2	70	48.0
Mason,Seth	3	6	105	17.5	1	35	35.0
Guillory,Bobby	3	6	69	11.5	0	26	23.0
Hubbard,Tywon	3	5	61	12.2	1	30	20.3
Warren,Jamorris	3	4	43	10.8	3	27	14.3
Peterson,Tim	3	3	56	18.7	0	28	18.7
Gower,Zain	2	3	38	12.7	0	17	19.0
Allison,Reid	3	3	38	12.7	0	20	12.7
Ginavan,Kyson	1	2	54	27.0	0	43	54.0
Hedrlington,Ken	2	1	9	9.0	0	9	4.5
Smith,Garrett	3	1	5	5.0	0	5	1.7
Total.....	3	69	912	13.2	9	70	304.0
Opponents.....	3	71	920	13.0	6	71	306.7

SCORING	TD	FGs	PATs					DXP	Saf	Pts
			Kick	Rush	Rev	Pass				
Stewart,Anthony	5	0-0	0-0	0-0	0	0-0	0	0	-	30
Warren,Jamorris	3	0-0	0-0	0-0	0	0-0	0	0	-	18
Jamieson,Aaron	0	2-2	11-12	0-0	0	0-0	0	0	-	17
Gower,Zain	2	0-0	0-0	0-0	0	0-0	0	0	-	12
Czerniewski,Eri	2	0-0	0-0	0-0	0	0-2	0	0	-	12
Cosby,DeMarco	2	0-0	0-0	0-0	0	0-0	0	0	-	12
Mason,Seth	1	0-0	0-0	0-0	0	0-0	0	0	-	6
Hubbard,Tywon	1	0-0	0-0	0-0	0	0-0	0	0	-	6
Middleton,Sean	0	0-0	0-1	0-0	0	0-0	0	0	-	0
Boehringer,B.	0	0-0	0-0	0-0	0	0-1	0	0	-	0
Total.....	16	2-2	11-13	0-0	0	0-3	0	0	-	113
Opponents.....	9	0-3	6-8	0-0	1	1-1	0	0	-	62

PUNTING	No.	Yds	Avg	Long	TB	FC	I20	Blkd
Hofer,Jordan	11	435	39.5	62	1	6	3	0
Czerniewski,Eric	1	38	38.0	38	1	0	0	0
Total.....	12	473	39.4	62	2	6	3	0
Opponents.....	17	596	35.1	52	0	6	4	0

FIELD GOALS	FG-A	Pct	01-19	20-29	30-39	40-49	50+	Lg	Blk
Jamieson,Aaron	2-2	100.0	0-0	2-2	0-0	0-0	0-0	28	0

KICKOFFS	No.	Yds	Avg	TB	OB	Retn	Net YdLn
Jamieson,Aaron	21	1318	62.8	2	0		
Total.....	21	1318	62.8	2	0	363	43.6
Opponents.....	12	659	54.9	0	0	334	27.1

FG SEQUENCE (0=made field goal)	Central Missouri	OPPONENTS
Southwest Baptist	-	38
Missouri S&T	(28)	-
Emporia State	(26)	28,31

Numbers in (parentheses) indicate field goal was made.

Mules Football Weekly

ALL-PURPOSE*	G	Rush	Rec	PR	KOR	IR	Tot	Avg/G
Stewart,Anthony	3	249	144	0	0	0	393	131.0
Guillory,Bobby	3	37	69	0	195	0	301	100.3
Gower,Zain	2	48	38	0	113	0	199	99.5
Cosby,DeMarco	3	0	197	0	0	0	197	65.7
Parks,Adam	3	0	93	61	0	0	154	51.3
Total.....	3	464	912	61	334	20	1791	597.0
Opponents.....	3	385	920	30	363	2	1700	566.7

FUMBLE RETURNS	No.	Yds	Avg	TD	Long
Total.....	0	0	0.0	0	0
Opponents.....	0	0	0.0	0	0

TOTAL OFFENSE*	G	Plays	Rush	Pass	Total	Avg/G
Czerniewski,Eric	3	111	6	827	833	277.7
Stewart,Anthony	3	45	249	0	249	83.0
Hubbard,Tywon	3	15	89	0	89	29.7
Corwin,Tommy	1	11	12	71	83	83.0
Gower,Zain	2	10	48	0	48	24.0
Total.....	3	210	464	912	1376	458.7
Opponents.....	3	216	385	920	1305	435.0

* - Top 5 listed for for all-purpose and total offense

PUNT RETURNS	No.	Yds	Avg	TD	Long
Parks,Adam	8	61	7.6	0	25
Total.....	8	61	7.6	0	25
Opponents.....	2	30	15.0	0	18

KICK RETURNS	No.	Yds	Avg	TD	Long
Guillory,Bobby	6	195	32.5	0	46
Gower,Zain	3	113	37.7	0	45
Smith,Garrett	2	19	9.5	0	17
Boehringer,B.	1	7	7.0	0	7
Total.....	12	334	27.8	0	46
Opponents.....	19	363	19.1	0	34

INTERCEPTIONS	No.	Yds	Avg	TD	Long
Bangali,Joseph	1	20	20.0	0	20
Total.....	1	20	20.0	0	20
Opponents.....	0	0	0.0	0	0

DEFENSIVE STATS	G-GS	Tackles *				Sacks-Yards	Pass Def-----			Fumbles-----		Special Teams--	
		UT	AT	Total	ForLoss		Int-Yds	BrUp	QB Hurs	Rev-Yds	FF	Blkd Kick	Tackles
38 Scribner,Cody	3	10	15	25	2.0-3	.	1	.	.	.	1	.	
20 Shepherd,Randy	3	8	10	18	1.0-1	.	3	
24 Parker,Karl	3	6	10	16	0.5-3	0.5-3	1	
3 Manson,Kor'Ree	3	7	7	14	.	.	2	
48 Bergeson,Andrew	3	9	5	14	
39 Patterson,Calvi	3	3	11	14	0.5-2	0.5-2	
53 Knight,Evan	3	3	8	11	0.5-2	
51 Tiernan,Marc	3	4	6	10	1.5-8	1.5-8	
36 Coaxum,Justin	3	3	7	10	0.5-1	.	2	
90 South,P.J.	3	6	3	9	3.5-23	3.0-22	.	2	2	.	1	.	
98 Gilchrist,C.	3	1	8	9	1.5-3	.	2	1	
71 Martin,Mike	3	5	4	9	3.0-12	1.0-7	.	.	.	1	.	.	
32 Dotson,LaVance	3	4	5	9	
16 Clark,Brandon	2	1	7	8	
19 Ginn,Brett	3	6	1	7	0.5-3	0.5-3	.	.	1-0	1	.	.	
5 Bangali,Joseph	3	5	1	6	1.0-7	.	1-20	2	
92 Wallace,Jeremy	2	4	2	6	1.0-8	.	.	1	
35 Boehringer,B.	3	.	5	5	
27 Lewis,Patrick	2	1	4	5	
22 Ball,Deonte	3	2	2	4	.	.	1	
34 Tavu'i,Edgar	2	1	3	4	
40 Cox,Shawn	2	1	2	3	
99 Fiuangaihetau,P	3	1	2	3	.	.	.	1	
28 Bisch,Carlos	3	1	1	2	
96 Smith,Dakota	1	.	2	2	1.0-1	
49 Kreter,Layne	3	.	2	2	1.0-6	.	.	1	
41 Lashley,Phillip	1	1	1	2	
18 Ebert,Tyler	1	.	2	2	.	.	1	
29 Hill,Scott	1	2	.	2	
45 Carter,Joe	1	.	1	1	
50 Mason,Chris	2	.	1	1	
93 Dilworth,Reggie	1	.	1	1	
30 Hanna,Colin	1	.	1	1	
37 Salter,Darrian	3	.	1	1	
97 Smith,Garrett	3	.	1	1	
54 Farias,Tony	2	2	
Total.....	3	95	142	237	19-83	7-45	1-20	15	8	1-0	2	2	
Opponents.....	3	109	114	223	13.0-49	7-34	1-2	8	2	.	2	2	

This Week in Mules Football

2009 Central Missouri Team Statistics

TEAM STATISTICS.....	UCM	OPP
FIRST DOWNS	76	63
Rushing	29	24
Passing	42	36
Penalty	5	3
RUSHING YARDAGE.....	464	385
Rushing Attempts	108	93
Average Per Rush.....	4.3	4.1
Average Per Game	154.7	128.3
TDs Rushing	7	3
PASSING YARDAGE.....	912	920
Comp-Att-Int	69-102-1	71-123-1
Average Per Pass	8.9	7.5
Average Per Catch	13.2	13.0
Average Per Game	304.0	306.7
TDs Passing.....	9	6
TOTAL OFFENSE	1376	1305
Average Per Play	6.6	6.0
Average Per Game	458.7	435.0
KICK RETURNS: #-Yards	12-334	19-363
PUNT RETURNS: #-Yards	8-61	2-30
INT RETURNS: #-Yards.....	1-20	1-2
FUMBLES-LOST	3-0	2-1
PENALTIES-Yards	28-237	31-211
PUNTS-AVG	12-39.4	17-35.1
TIME OF POSSESSION/Game	32:21	27:38
3RD-DOWN Conversions	17/38	18/47
4TH-DOWN Conversions	3/6	4/9
SCORE BY QUARTERS	1st 2nd 3rd 4th Total	
Central Missouri	40 34 16 23 113	
Opponents	7 26 22 7 62	

2009 Pittsburg State Team Statistics

TEAM STATISTICS.....	PSU	OPP
FIRST DOWNS	61	62
Rushing	33	17
Passing	25	41
Penalty	3	4
RUSHING YARDAGE.....	692	243
Yards gained rushing	751	359
Yards lost rushing	59	116
Rushing Attempts	137	89
Average Per Rush	5.1	2.7
Average Per Game	230.7	81.0
TDs Rushing.....	8	1
PASSING YARDAGE.....	636	780
Att-Comp-Int.	60-32-4	135-74-5
Average Per Pass	10.6	5.8
Average Per Catch	19.9	10.5
Average Per Game	212.0	260.0
TDs Passing.....	5	4
TOTAL OFFENSE	1328	1023
Total Plays	197	224
Average Per Play	6.7	4.6
Average Per Game	442.7	341.0
KICK RETURNS: #-YARDS	13-276	17-391
PUNT RETURNS: #-YARDS	5-59	6-20
INT RETURNS: #-YARDS.....	5-43	4-58
FUMBLES-LOST	2-2	7-2
PENALTIES-YARDS.....	11-104	13-100
PUNTS-AVG	11-34.4	11-34.4
TIME OF POSSESSION/GAME.....	31:05	28:55
3RD-DOWN CONVERSIONS	20/41	17/47
4TH-DOWN CONVERSIONS	1/3	4/7
SCORE BY QTR	1 2 3 4 TOT	
Pittsburg State	20 42 14 17 - 93	
Opponents	26 17 6 7 - 56	

2009 Central Missouri Individual Statistical Leaders

RUSHING.....	G	Att	Gain	Loss	Net	Avg	TD	Long	Avg/G	
Stewart,Anthony	3	45	257	8	249	5.5	3	20	83.0	
Hubbard,Tywon.....	3	15	94	5	89	5.9	0	22	29.7	
Gower,Zain	2	10	48	0	48	4.8	2	19	24.0	
PASSING.....	G	Effic	Att	Comp	Int	Pct	Yds	TD	Long	Avg/G
Czerniewski,Eric.....	3	174.91	62	91	1	68.1	827	9	70	275.7
RECEIVING.....	G	No.	Yds	Avg	TD	Long	Avg/G			
Cosby,DeMarco.....	3	14	197	14.1	2	32	65.7			
Parks,Adam	3	11	93	8.5	0	22	31.0			
Stewart,Anthony	3	10	144	14.4	2	70	48.0			
Mason,Seth	3	6	105	17.5	1	35	35.0			
Guillory,Bobby	3	6	69	11.5	0	26	23.0			
SCORING.....	TD	FGs	Kick	Rush	Rcv	Pass	DXP	Saf	- Pts	
Stewart,Anthony.....	5	0-0	0-0	0-0	0	0-0	0	0	- 30	
Warren,Jamorris.....	3	0-0	0-0	0-0	0	0-0	0	0	- 18	
Jamieson,Aaron.....	0	2-2	11-12	0-0	0	0-0	0	0	- 17	
Gower,Zain.....	2	0-0	0-0	0-0	0	0-0	0	0	- 12	
Czerniewski,Eric.....	2	0-0	0-0	0-0	0	0-2	0	0	- 12	
Cosby,DeMarco.....	2	0-0	0-0	0-0	0	0-0	0	0	- 12	
PUNTING.....	No.	Yds	Avg	Long	TB	FC	I20	Blkd		
Hofer,Jordan.....	11	435	39.5	62	1	6	3	0		
DEFENSIVE STATS.....	G	UT	AT	TT	TFL	Sack	INT	PBU	FR	FF
38 Scribner,Cody.....	3	10	15	25	2.0-3	.	.	1	.	.
20 Shepherd,Randy.....	3	8	10	18	1.0-1	.	.	3	.	.
24 Parker,Karl.....	3	6	10	16	0.5-3	0.5-3	.	1	.	.
39 Patterson,Calvin.....	3	3	11	14	0.5-2	0.5-2
48 Bergeson,Andrew.....	3	9	5	14
Total.....	3	95	142	237	19-83	7-45	1-20	15	1-0	2
Opponents.....	3	109	114	223	13.0-49	7-34	1-2	8	.	2

2009 Pittsburg State Individual Statistical Leaders

RUSHING.....	G	Att	Gain	Loss	Net	Avg	TD	Long	Avg/G	
McCoy,John.....	3	42	248	35	213	5.1	4	28	71.0	
Isaac,Terrance.....	3	47	214	1	213	4.5	4	19	71.0	
Love,Eric.....	3	25	182	3	179	7.2	0	44	59.7	
PASSING.....	G	Effic	Att	Comp	Int	Pct	Yds	TD	Long	Avg/G
McCoy,John.....	3	145.69	31	58	4	53.4	575	4	63	191.7
RECEIVING.....	G	No.	Yds	Avg	TD	Long	Avg/G			
Fisher,Kendall.....	3	13	260	20.0	2	42	86.7			
Holt,Ryan.....	3	5	54	10.8	0	16	18.0			
Sawyer,Aaron.....	3	4	160	40.0	2	63	53.3			
SCORING.....	TD	FGs	Kick	Rush	Rcv	Pass	DXP	Saf	- Pts	
Isaac,Terrance.....	4	0-0	0-0	0-0	0	0-0	0	0	- 24	
McCoy,John.....	4	0-0	0-0	0-0	0	0-0	0	0	- 24	
Witter,Jared.....	0	1-4	12-12	0-0	0	0-1	0	0	- 15	
Sawyer,Aaron.....	2	0-0	0-0	0-0	0	0-0	0	0	- 12	
Fisher,Kendall.....	2	0-0	0-0	0-0	0	0-0	0	0	- 12	
PUNTING.....	No.	Yds	Avg	Long	TB	FC	I20	Blkd		
Witter,Jared.....	11	445	40.5	58	2	2	3	0		
DEFENSIVE STATS.....	G	UT	AT	TT	TFL	Sack	INT	PBU	FR	FF
9 Kuhlman,Alex.....	3	10	13	23	0.5-2	.	1-27	1	1-19	.
40 Graham,Antonio.....	3	10	10	20	1.5-5	1
10 Snyder,Chadd.....	3	7	11	18
46 Wethington,S.....	3	8	7	15	2.0-17	2.0-17	.	1	.	1
8 Jessup,Caleb.....	3	5	9	14
Total.....	3	106	116	222	14-85	5-38	5-43	9	2-19	3
Opponents.....	3	111	108	219	13-58	4-27	4-58	6	2-0	2

This Week in Mules Football

1	Tim Peterson Miami, Fla.	WR	6-0	205	Jr-Tr	Mesa C.C. (Ariz.)	40	Shawn Cox Springfield, Mo.	DB	5-10	195	Jr-2L	Kickapoo High School	81	Chad Siegfried Centerview, Mo.	WR	5-8	155	Fr-HS	Crestridge High School
2	Sean Middleton Peculiar, Mo.	K	5-10	170	Fr-Tr	Longview C.C. (Mo.)	41	Phillip Lashley St. Clair, Mo.	DB	5-10	175	Fr-Rs	St. Clair High School	82	Chris Kemerling Pleasant Hill, Mo.	TE	6-2	220	Fr-HS	Pleasant Hill High School
3	Kor'Ree Manson St. Louis, Mo.	CB	5-9	195	Jr-1L	Rockwood Summit High School	42	Dan Boan Overland Park, Kan.	FB	6-1	210	Fr-Rs	Blue Valley West H.S.	83	Reid Allison Tipton, Mo.	WR	6-1	180	Jr-1L	Tipton High School
4	Adam Parks Olathe, Kan.	WR	5-10	180	Jr-2L	Olathe East High School	43	Ethan Yates Raytown, Mo.	RB	5-9	170	Fr-Rs	Raytown High School	84	DeMarco Cosby Kansas City, Mo.	TE	6-3	240	Jr-2L	Lincoln Prep High School
5	Joseph Bangali Alexandria, Va.	DB	5-10	190	Jr-Tr	Eastern Arizona Col.	44	Sosaia Taufa Lahaina, Hawaii	LB	6-2	240	Jr-Tr	Phoenix College (Ariz.)	85	Kevin Johnson Lee's Summit, Mo.	WR	6-1	185	Fr-Rs	Lee's Summit High School
6	Aaron Jamieson Cassville, Mo.	K	5-11	170	Fr-HS	Cassville High School	45	Joe Carter Grandview, Mo.	LB	6-0	200	Fr-Rs	Grandview High School	86	John Holloway Warrenton, Mo.	TE	6-1	230	So-Sq	St. Charles C.C. (Mo.)
7	Jamorris Warren Belle Glade, Fla.	WR	6-1	195	Jr-Tr	Scottsdale C.C. (Ariz.)	46	Darien McKee-Linzie Lee's Summit, Mo.	DB	5-11	210	Fr-Rs	Lee's Summit West H.S.	87	David Cannon St. Louis, Mo.	TE	6-2	235	Fr-Rs	Hazelwood East H.S.
8	Taylor Dyer Warrensburg, Mo.	WR	6-0	185	So-1L	Warrensburg High School	47	Jordan Hofer Streamwood, Ill.	P	5-10	215	Sr-1L	Harper C.C. (Ill.)	88	Kyson Ginavan Olathe, Kan.	WR	5-10	170	Fr-Rs	Olathe South High School
9	Bobby Guillory Vallejo, Calif.	WR	5-10	180	Sr-1L	Solano C.C. (Calif.)	48	Andrew Bergeson Hannibal, Mo.	DB	6-0	190	So-1L	Hannibal High School	89	Bryce Murray Shawnee, Kan.	TE	6-3	230	Fr-Rs	Shawnee Mission Northwest H.S.
10	James Gagliardi Grain Valley, Mo.	QB	6-3	195	Fr-Rs	Grain Valley High School	49	Layne Kreter Owensville, Mo.	DE	6-3	245	Sr-3L	Owensville High School	90	P.J. South Humover Park, Ill.	DL	6-4	280	Jr-Tr	Joliet Junior College (Ill.)
11	Matt Jordan Ozark, Mo.	P	6-0	195	Fr-Rs	Ozark High School	50	Chris Mason Columbia, Mo.	DE	6-0	225	Fr-Rs	Hickman High School	91	Leland Wood Lee's Summit, Mo.	DE	6-2	230	Jr-Sq	Longview C.C. (Mo.)
12	Tommy Corwin St. Louis, Mo.	QB	6-0	205	So-1L	DeSmet High School	51	Marc Tiernan Lake St. Louis, Mo.	DE	6-3	240	Sr-3L	Wentzville Holt High School	92	Jeremy Wallace West Memphis, Ark.	DE	6-5	240	Jr-Tr	Arkansas State University
13	Eric Czerniewski Montgomery City, Mo.	QB	6-0	190	Jr-2L	Montgomery County H.S.	52	Travis Holbert Overland Park, Kan.	DB	6-0	195	Fr-HS	Blue Valley Northwest HS	93	Reggie Dilworth St. Louis, Mo.	DL	6-0	280	Fr-Rs	McCluer North High School
14	Corey Pfaff St. Clair, Mo.	DB	5-11	190	Fr-Rs	St. Clair High School	53	Evan Knight Maryland Heights, Mo.	LB	6-1	220	Fr-Rs	Pattonville High School	94	Trey Jackson Indianapolis, Ind.	DL	6-0	280	Jr-Tr	Joliet Junior College (Ill.)
15	Geno Waters Olathe, Kan.	QB	5-11	200	Jr-Rs	Pittsburg State University	54	Tony Farias Mission, Texas	DL	6-2	255	Fr-Rs	Sharyland High School	95	Dane Diehl Butler, Mo.	DE	6-2	220	Fr-HS	Butler High School
16	Seth Mason Ozark, Mo.	WR	5-8	170	Jr-2L	Ozark High School	55	Nate Stoffel Dubuque, Iowa	OL	6-4	300	So-Tr	Iowa Central C.C.	96	Dakota Smith Independence, Mo.	DE	6-0	240	Fr-MRs	Fort Osage High School
17	Remeco Gay Coushatta, La.	CB	5-11	190	Jr-1L	Garden City C.C. (Kan.)	56	Kollin Ahern Overland Park, Kan.	LB	6-0	200	Fr-Rs	St. Thomas Aquinas H.S.	97	Garrett Smith Kansas City, Mo.	TE	6-3	250	So-1L	St. Pius High School
18	Tyler Ebert Grain Valley, Mo.	CB	5-10	170	Fr-MRs	Grain Valley High School	57	Matt Mayfield Redwood Valley, Calif.	OL	6-2	260	Jr-Tr	Mendocino College (Calif.)	98	Chris Gilchrist Paterson, N.J.	DL	6-1	295	Sr-2L	Dodge City C.C. (Kan.)
19	Brett Ginn Arlington, Texas	DB	5-10	185	Fr-MRs	Shawnee Mission West HS	58	Miles Jaben Overland Park, Kan.	OL	6-1	260	So-1L	Blue Valley High School	99	Peni Fiuangaihetau Lahaina, Hawaii	DL	6-2	270	Jr-Tr	Phoenix College (Ariz.)
20	Randy Shepherd Kansas City, Kan.	FS	5-11	190	Sr-3L	Olathe North High School	59	Drew Wier Columbia, Mo.	LS	6-0	205	So-1L	Hickman High School	Additional Players						
21	Anthony Stewart Plainfield, Ill.	RB	5-9	190	Jr-Rs	Joliet Junior College (Ill.)	60	Mike Manternach Blue Grass, Iowa	OL	6-3	295	Sr-1L	Iowa Central C.C.	DaMonte Bell Florissant, Mo.	CB	5-10	170	Fr-HS	McCluer North High School	
22	Deonte Ball Bolingbrook, Ill.	CB	6-0	190	Jr-Tr	Arizona Western Col.	61	Hulas King Florissant, Mo.	OL	6-2	290	Fr-Rs	McCluer North H.S.	Phillip Blair St. Louis, Mo.	CB	5-9	165	Fr-HS	Mehlville High School	
23	Justin Gore Olathe, Kan.	RB	5-7	180	Sr-3L	Olathe North High School	62	Braden Ham Neosho, Mo.	P	6-3	205	Sr-Sq	Missouri Southern	John Burton Overland Park, Kan.	WR	6-1	180	Fr-HS	Blue Valley NW High School	
24	Karl Parker Kansas City, Mo.	DB	5-8	185	Jr-2L	Raytown South High School	63	Josh Holbert Overland Park, Kan.	LB	6-1	185	Fr-Rs	Blue Valley Northwest HS	Kenny Cunningham Florissant, Mo.	CB	5-10	160	Fr-HS	McCluer North High School	
25	Tywon Hubbard Shawnee, Kan.	RB	6-0	195	Jr-Tr	Butler County C.C. (Kan.)	64	Darius Henderson Chicago, Ill.	OL	6-4	280	Jr-Tr	College of Dupage (Ill.)	Travis Grace Plantation, Fla.	RB	5-8	190	So-Sq	South Plantation High School	
26	Brandon Clark St. Louis, Mo.	LB	5-11	215	Fr-MRs	Mehlville High School	65	Mark Schroeder Jefferson City, Mo.	OL	6-3	265	Fr-Rs	Jefferson City High School	Dennis Hutchings Holden, Mo.	RB	5-9	205	Fr-HS	Holden High School	
27	Patrick Lewis Kansas City, Mo.	DB	6-0	190	Fr-Rs	Park Hill High School	66	Jake Corcoran Lone Jack, Mo.	OL	6-2	275	Fr-HS	Lone Jack High School	Brian Kearney Independence, Mo.	WR	6-3	180	Fr-HS	Truman High School	
28	Carlos Bisch Festus, Mo.	CB	5-10	180	Jr-2L	St. Pius X High School	67	Ovie Oghenejobo Raytown, Mo.	LB	6-1	215	Fr-Rs	Raytown High School	Devin King St. Louis, Mo.	LB	6-0	225	Fr-HS	DeSmet High School	
29	Scott Hill Overland Park, Kan.	DB	5-10	190	So-Tr	Benedictine College (Kan.)	68	Cody Beck Lexington, Mo.	OL	6-2	285	So-1L	Lexington High School	Kellen Long Olathe, Kan.	WR	6-4	215	So-Tr	Hutchinson C.C. (Kan.)	
30	Colin Hanna Maryland Heights, Mo.	DB	6-0	215	Fr-Rs	Pattonville High School	69	Zach Gebhardt Archie, Mo.	K	6-2	180	Fr-HS	Archie High School	Matthew Nisely Butler, Mo.	QB	6-2	175	Fr-HS	Butler High School	
31	Zain Gower Warrensburg, Mo.	RB	5-7	170	Jr-1L	Northern State University (S.D.)	70	Robert Hicklin St. Peters, Mo.	OL	6-6	280	Sr-3L	Fort Zumwalt South High School	Alex Peola Blue Springs, Mo.	DB	5-11	190	Fr-HS	Blue Springs High School	
32	LaVance Dotson Kansas City, Mo.	CB	5-10	190	Sr-3L	North Kansas City High School	71	Mike Martin Miami, Fla.	DE	6-4	280	Sr-2L	Florida International University	Mike Petersen Overland Park, Kan.	QB	6-4	190	Fr-HS	Blue Valley Northwest H.S.	
33	Kenny Hedrington Fresno, Calif.	RB	6-1	215	Jr-Tr	Fresno City College (Calif.)	72	Logan Freeman Jefferson City, Mo.	OL	6-3	290	Fr-Rs	Helias High School	Cody Wright Warsaw, Mo.	DE	6-3	215	Fr-HS	Warsaw High School	
34	Edgar Tavu'i Seattle, Wash.	LB	5-10	230	Jr-Tr	Los Angeles Harbor College (Calif.)	73	Kody Boles Lee's Summit, Mo.	OL	6-3	270	Fr-Rs	Lee's Summit West H.S.	Ralph Watson St. Louis, Mo.	WR	5-10	170	Fr-HS	McCluer North High School	
35	Brent Boehringer St. Charles, Mo.	FB	5-10	215	Jr-2L	Francis Howell High School	74	Drake Holland Ozark, Mo.	OL	5-11	310	Fr-HS	Ozark High School	Kyle Willms Grain Valley, Mo.	WR	5-9	165	Fr-HS	St. Mary's High School	
36	Justin Coaxum St. Louis, Mo.	DB	6-2	210	Jr-2L	Francis Howell North High School	75	Jake Geiersbach O'Fallon, Mo.	DE	6-2	215	Fr-HS	Ft. Zumwalt West High School	Head Coach: Willie Fritz Assistant Coaches: Chuck Clemens (co-defensive coordinator /defensive line), Jeff Conway (associate head coach/wide receivers), Scott Grinde (assistant head coach/offensive line), Gregg Nesbitt (co-defensive coordinator/linebackers), Charlie Stubbs (offensive coordinator/quarterbacks), Sean Edinger (strength & conditioning/equipment) Lee Kizzar (graduate assistant), Troy Williams (graduate assistant), Travis Lies (graduate assistant) Kellen Nesbitt (graduate assistant), Jed Paulsen (graduate assistant), Josh Christian-Young (student assistant)						
37	Darrian Salter St. Louis, Mo.	FB	5-11	235	So-1L	McCluer High School	76	Elisala Tela Carson, Calif.	OL	6-2	285	Jr-Tr	El Camino Coll. (Calif.)							
38	Cody Scribner Overland Park, Kan.	LB	5-11	215	Jr-2L	Blue Valley High School	77	Jacob Heimsoth Concordia, Mo.	OL	6-7	340	Fr-HS	Concordia High School							
39	Calvin Patterson Fulton, Mo.	LB	6-0	220	So-1L	Fulton High School	80	John Grinde Warrensburg, Mo.	WR	6-1	175	Fr-HS	Warrensburg High School							

This Week in Mules Football

Game-by-Game Comparison Statistics

Opponent	Score	First Downs				Rushing		Passing			Total Offense			Return Yds	TO's
		Total	Rush	Pass	Pen.	UCM	Opp	Comp	Att	INT	Yards	UCM	Opp		
SOUTHWEST BAPTIST	39-28	24/21	8/8	14/11	2/2	44-119	27-150	29-41-0/23-48-0	354/339	85-473	75-489	132/127	0/1		
MISSOURI S&T	50-13	34/17	14/4	19/13	1/0	38-218	19-69	26-33-0/26-38-1	364/269	71-582	57-338	130/133	0/1		
Emporia State	24-21	18/25	7/12	9/12	2/1	26-127	47-166	14-28-1/22-37-0	194/312	54-321	84-478	153/135	1/0		
Totals	113-62	76/63	29/24	42/36	5/3	108-464	93-385	69-102-1/71-123-1	912/920	210-1376	216-1305	415/395	1/2		

Opponent	3rd Down Conversions	4th Down Conversions	Time of Possession	TOP Margin	Yds / Rush	Yds / Pass	Yds / Play	Punting NO-Avg	Penalty Yds
MISSOURI S&T	6-8/4-13	0-1/1-1	32:45/27:15	5:30	5.7/3.6	11.0/7.1	8.2/5.9	0-0.0/7-32.9	1-10/5-45
Emporia State	4-11/10-19	0-0/2-3	22:51/37:07	-14:16	4.9/3.5	6.9/8.4	5.9/5.7	6-40.7/5-36.8	14-118/15-103
Totals	17-38/18-47	3-6/4-9	97:04/82:54	14:10	4.3/4.1	8.9/7.5	6.6/6.0	12-39.4/17-35.1	237/211

Game-by-Game Rushing

	No-Yds/TD	SBU	MST	ESU
Stewart,Anthony RB	45-249/3	18-70/1	8-58/1	19-121/1
Hubbard,Tywon RB	15-89/0	5-32/0	10-57/0	-
Gower,Zain RB	10-48/2	DNP	9-47/2	1-1/0
Guillory,Bobby WR	7-37/0	4-18/0	3-19/0	-
Czerniewski,Eri QB	20-6/2	14-1/1	-	6-5/1

Game-by-Game Receiving

	No-Yds/TD	SBU	MST	ESU
Cosby,DeMarco TE	14-197/2	7-77/2	6-114/0	1-6/0
Stewart,Anthony RB	10-144/2	6-105/1	4-39/1	-
Mason,Seth WR	6-105/1	2-16/0	1-31/1	3-58/0
Parks,Adam WR	11-93/0	5-41/0	3-33/0	3-19/0
Guillory,Bobby WR	6-69/0	4-29/0	-	2-40/0
Hubbard,Tywon RB	5-61/1	3-57/1	2-4/0	-
Peterson,Tim WR	3-56/0	-	1-13/0	2-43/0
Ginavan,Kyson WR	2-54/0	DNP	2-54/0	DNP
Warren,Jamorris WR	4-43/3	-	3-31/2	1-12/1
Allison,Reid WR	3-38/0	1-20/0	1-8/0	1-10/0
Gower,Zain RB	3-38/0	DNP	2-32/0	1-6/0
Hedrlington,Ken RB	1-9/0	1-9/0	-	DNP
Smith,Garrett TE	1-5/0	-	1-5/0	-

Game-by-Game Passing

#13 Czerniewski,Eri	Att	Comp	Int	Pct	Yards	TD	Long	Sack	Yds	Effic
Southwest Baptist	41	29	0	70.7	354	4	70	4	23	175.5
Missouri S&T	22	19	0	86.4	279	4	32	0	0	252.9
Emporia State	28	14	1	50.0	194	1	35	2	7	112.8
TOTALS	91	62	1	68.1	827	9	70	6	30	174.9

#12 Corwin,Tommy	Att	Comp	Int	Pct	Yards	TD	Long	Sack	Yds	Effic
Missouri S&T	9	5	0	55.6	71	0	43	1	4	121.8

This Week in Mules Football

Game-by-Game Starters

Offense

Game	ZR	TE	LT	LG	C	RG	RT	XR	FR / FB	QB	RB
SBU	Mason	Cosby	Henderson	Manternach	Stoffel	Tela	Hicklin	Parks	Guillory	Czerniewski	Stewart
MST	Mason	Cosby	Henderson	Manternach	Stoffel	Tela	Hicklin	Parks	Guillory	Czerniewski	Stewart
ESU	Mason	Cosby	Henderson	Manternach	Stoffel	Tela	Hicklin	Parks	Guillory	Czerniewski	Stewart

Defense

Game	DE	DT	NG	Hammer	SLB	WLB	CB	Bandit	FS	SS	CB
SBU	Martin	South	Gilchrist	Kreter	Patterson	Scribner	Dotson	Parker	Shepherd	Coaxum	Manson
MST	Martin	South	Gilchrist	Kreter	Patterson	Scribner	Dotson	Parker	Shepherd	Coaxum	Manson
ESU	Martin	South	Gilchrist	Kreter	Patterson	Scribner	Ball	Parker	Shepherd	Coaxum	Manson

Game-by-Game Tackles (listed solos-assists)

TOTAL TACKLES	UA-A	TOT	SBU	MST	ESU
Scribner,Cody LB	10-15	25	4-6	1-7	5-2
Shepherd,Randy DB	8-10	18	2-2	1-5	5-3
Parker,Karl DB	6-10	16	3-3	0-7	3-0
Bergeson,Andrew DB	9-5	14	3-1	1-2	5-2
Manson,Kor'Ree CB	7-7	14	1-1	1-3	5-3
Patterson,Calvi LB	3-11	14	1-3	0-5	2-3
Knight,Evan LB	3-8	11	1-0	2-4	0-4
Tiernan,Marc DE	4-6	10	2-5	1-1	1-0
Coaxum,Justin DB	3-7	10	1-3	1-4	1-0
South,P.J. DL	6-3	9	1-2	1-0	4-1
Gilchrist,C. DL	1-8	9	0-4	0-2	1-2
Martin,Mike DE	5-4	9	1-1	0-1	4-2
Dotson,LaVance CB	4-5	9	2-2	0-3	2-0
Clark,Brandon LB	1-7	8	0-4	1-3	DNP
Ginn,Brett DB	6-1	7	2-1	2-0	2-0
Wallace,Jeremy DE	4-2	6	DNP	0-1	4-1
Bangali,Joseph DB	5-1	6	1-1	1-0	3-0
Boehringer,B.	0-5	5	0-2	0-2	0-1
Lewis,Patrick DB	1-4	5	0-3	1-1	DNP
Tavu'i,Edgar LB	1-3	4	-	1-3	DNP
Ball,Deonte CB	2-2	4	0-1	0-1	2-0
Cox,Shawn DB	1-2	3	0-2	DNP	1-0
Fiuangaihetau,P DL	1-2	3	-	0-1	1-1
Lashley,Phillip DB	1-1	2	DNP	1-1	DNP
Kreter,Layne DE	0-2	2	0-1	0-1	-
Smith,Dakota DE	0-2	2	0-2	DNP	DNP
Bisch,Carlos CB	1-1	2	-	0-1	1-0
Hill,Scott DB	2-0	2	DNP	2-0	DNP
Ebert,Tyler CB	0-2	2	DNP	0-2	DNP
Salter,Darrian	0-1	1	0-1	-	-
Mason,Chris DE	0-1	1	0-1	-	DNP
Smith,Garrett	0-1	1	-	-	0-1
Dilworth,Reggie DL	0-1	1	DNP	0-1	DNP
Hanna,Colin DB	0-1	1	DNP	0-1	DNP
Carter,Joe LB	0-1	1	DNP	0-1	DNP

This Week in Mules Football

GAME 1

August 27, 2009 * Warrensburg, Mo.

Walton Stadium/Kennedy Field

Attendance: 6,973

Mules 39, Southwest Baptist 28

(Warrensburg, Mo.) – The No. 25 Central Missouri Mules tallied the game's final three touchdowns to come back from an eight point deficit and grab a 39-28 season-opening win on Thursday night against the Bearcats of Southwest Baptist.

The Mules (1-0) made it 18 wins in a row over the Bearcats (0-1), extending a streak that has been alive since a 1991 loss.

The Central Missouri offense was paced by junior quarterback Eric Czerniewski, who accounted for five of the Mules six touchdowns (4 passing, 1 rushing). He threw for 354 yards, his third best effort ever, and went 29-of-41 for the second most single-game completions in school history.

The contest started off with a bang as junior running back Anthony Stewart caught a screen pass and took it 70 yards for a score on the Mules first play of their first possession. A missed extra point made it only a 6-0 lead.

UCM made it 13-0 on its next possession, thanks to a 9-play, 60-yard drive. Czerniewski converted a fourth-and-eight with a 25-yard touchdown strike to junior All-American tight end DeMarco Cosby.

The Bearcats answered late in the first quarter with a 51-yard rush by Thaddeus Everson, and then took the lead in the second on a 30-yard rush by Justin Duhaney, 14-13.

Central Missouri came back on the next drive after a 37-yard kick return by senior Bobby Guillory. The Mules went 56 yards in nine plays, capped by a one-yard TD plunge from Czerniewski but the Bearcats had the last strike before the break.

A 56-yard completion from Steve Gachette to Johnnie King with 1:01 left was the difference, making it 21-20 at halftime.

Central Missouri committed eight penalties in the opening half, while SBU had five. Both offenses were potent, with

nearly 300 yards apiece as well.

The Bearcats got some luck to start the second half, scoring on a 35-yard touchdown pass that bounced off an SBU receiver and fell into tight end Jameson Manuma's hands for an easy coast into the end zone, making it 28-20 with 7:05 left in the third. That would be the last score for the Bearcats though, as the Mule defense put the clamps down.


The Mules finished the game with four sacks, six quarterback hurries, and nine tackles for loss, but the biggest play came after the Mules got a 30-yard touchdown reception from junior running back Tywon Hubbard to make it 28-26 (failed two-point conversion). Freshman defensive back Brett Ginn forced a fumble and recovered it on the SBU 35.

The Mules punched it in on a 5-yard hookup to Cosby early in the fourth quarter to give the Mules a lead for good, 32-28. The score tied a school record for TD's in a game by a tight end with two.

The game-killer came later in the quarter though. SBU was stuffed on a fake punt back at their own 39, and they Mules then took six minutes off the clock before stuffing it in the endzone on 1-yard rush from Stewart with 2:14 left.

Stewart finished the game with team highs in receiving (104 yards) and rushing (70 yards), while Cosby had seven grabs for 77 yards. As a team the offense finished with 473 total yards (354 passing, 119 rushing).

Defensively the Mules were led by junior linebacker Cody Scribner with 10 tackles, while senior defensive end Marc Tiernan had 1.5 sacks and seven tackles. Ginn also had a half sack to go with his fumble recovery. UCM gave up 489 yards of offense in the game, but only 200 in the second half, 60 of which came on the final drive of the game.



SCORING SUMMARY

SBU	7	14	7	0	-	28
UCM	13	7	6	13	-	39

1st Quarter

13:32 UCM - Stewart,Anthony 70 yd pass from Czerniewski,Eric (Middleton,Sean kick blockd), 1-70 0:15

7:56 UCM - Cosby,DeMarco 25 yd pass from Czerniewski,Eric (Jamieson,Aaron kick), 9-60 4:39

1:25 SBU - Everson,Thaddeu 51 yd run (Jolly,Brock kick), 2-51 0:20

2nd Quarter

7:30 SBU - Duhaney,Justin 30 yd run (Jolly,Brock kick), 7-56 1:18

2:35 UCM - Czerniewski,Eri 1 yd run (Jamieson,Aaron kick), 9-56 4:48

1:29 SBU - King,Johnnie 56 yd pass from Gachette,Steven (Jolly,Brock kick), 5-77 1:01

3rd Quarter

7:05 SBU - Manuma,Jameson 35 yd pass from Gachette,Steven (Jolly,Brock kick), 6-70 1:00

3:36 UCM - Hubbard,Tywon 30 yd pass from Czerniewski,Eri (Czerniewski pass failed), 7-67 3:23

4th Quarter

14:54 UCM - Cosby,DeMarco 5 yd pass from Czerniewski,Eri (Czerniewski pass failed), 6-35 3:04

2:14 UCM - Stewart,Anthony 1 yd run (Jamieson kick), 10-39 6:01

GAME STATISTICS

	SBU	UCM
FIRST DOWNS.....	21	24
RUSHES-YARDS (NET)	27-150	44-119
PASSING YDS (NET).....	339	354
Passes Att-Comp-Int	48-23-0	41-29-0
TOTAL OFFENSE PLAYS-YARDS	75-489	85-473
Fumble Returns-Yards	0-0	0-0
Punt Returns-Yards.....	1-18	2-6
Kickoff Returns-Yards	7-109	5-126
Interception Returns-Yards	0-0	0-0
Punts (Number-Avg).....	5-36.4	6-38.2
Fumbles-Lost	1-1	2-0
Penalties-Yards.....	11-63	13-109
Possession Time	18:32	41:28
Third-Down Conversions	4 of 15	7 of 19
Fourth-Down Conversions	1 of 5	3 of 5
Red-Zone Scores-Chances	0-1	3-3
Sacks By: Number-Yards	4-23	5-35

RUSHING

Southwest Baptist- Duhaney,Justin 11-82; Everson,Thaddeu 5-54; Gachette,Steven 10-21; Central Missouri-Stewart,Anthony 18-70; Hubbard,Tywon 5-32; Guillory,Bobby 4-18; Czerniewski,Eric 14-1

PASSING

Southwest Baptist-Gachette,Steven 23-48-0-339. Central Missouri-Czerniewski,Eric 29-41-0-354.

RECEIVING

Southwest Baptist-Austin,John 7-92; Manuma,Jameson 4-88; King,Johnnie 3-58; Paige,Elon 3-57; Russell,Randall 3-32; Duhaney,Justin 2-8; Everson,Thaddeu 1-4. Central Missouri-Cosby,DeMarco 7-77; Stewart,Anthony 6-105; Parks,Adam 5-41; Guillory,Bobby 4-29; Hubbard,Tywon 3-57; Mason,Seth 2-16; Allison,Reid 1-20; Hedrington,Ken 1-9.

INTERCEPTIONS

Southwest Baptist - None. Central Missouri-None.

SACKS (UA-A)

Southwest Baptist-Smith,Casey 1-0; Ramirez,Will 0-1; Ogunjimi,Henry 0-1; Vitale,Ino 1-0; Hughes,Kevin 1-0. Central Missouri-South,P.J. 1-1; Tiernan,Marc 1-1; Parker,Karl 0-1; Ginn,Brett 0-1; Martin,Mike 1-0.

TACKLES (UA-A)

Southwest Baptist-Kilduff,Shawn 6-5; Schumpert,Jarre 4-6; Wiggins,Anthony 7-1; Ramirez,Will 4-4; Rue,Lavarus 4-4; Smith,Casey 2-6; Central Missouri-Scribner,Cody 4-6; Tiernan,Marc 2-5; Parker,Karl 3-3;

Game Notes

- Eric Czerniewski sets a career high with 29 completions (2nd all-time) and 4 TD's.
- DeMarco Cosby ties a school record with two TD catches by a tight end.
- Anthony Stewart has 105 yards receiving and 70 yards rushing in his debut.

This Week in Mules Football

GAME 2

September 3 * Warrensburg, Mo.

Walton Stadium / Kennedy Field

Attendance: 6,473

Mules 50, Missouri S&T 13

(Warrensburg, Mo.) – The No. 19 Central Missouri Mules scored the game's first 27 points and rolled to a 50-13 win over Missouri S&T on Thursday night at Walton Stadium/Kennedy Field.

MIAA Player of the Week Eric Czerniewski was the star again as he completed his first eight passes and finished the game with a 19-of-22 line. That went with 279 yards and four touchdowns though the air.

Junior wide receiver Jamorris Warren took a screen pass 27 yards to pay-dirt to cap off the first possession of the game for the Mules (2-0).

UCM would score on 8-of-11 possessions, with two of those ending on kneel-downs at halftime and the end of the game. UCM's only full possession that didn't end in a score was stopped on downs on the S&T 35. The Mules didn't even attempt a punt in the contest.

Junior running back Anthony Stewart had the second score with 9:20 left in the first quarter on an 11-yard scamper, before Warren caught his second pass of the season for another TD from five yards out with 16 seconds left in the period.

Junior running back Zain Gower got in on the fun in the second quarter with a two yard run in his first game of the season. Missouri S&T (0-1) answered that drive with its first score of the season on an 18-yard pitch-and-catch from Jason Schlueter to Bryan Crider.

The Mules grabbed their final score of the half on a 31-yard strike to junior Seth Mason. The touchdown capped a 60-yard drive that took only 1:24 off the clock, giving UCM a 33-6 lead with 2:47 left in the half.

The Mules took that lead into the break, racking up 305 yards of offense in the half. The defense bended, but did not break, allowing 195 yards. The Mules also got their first interception of the year in the period thanks to junior corner Joseph Bangali. He picked off a Schlueter pass on the UCM four-yard line and returned it 20 yards in the second quarter.

Czerniewski played only the first series of the final half, leading the Mules 88 yards in 10 plays, capped by a 10-yard TD pass to Stewart to make it 40-6.

Sophomore backup Tommy Corwin led the Mules next three possessions, before junior Geno Waters came in for the final drive. Corwin took the Mules down field, thanks to a heaving running attack, before Gower punched in his second score of the day from two yards out with 11:31 left in the final quarter.


Freshman kicker Aaron Jamieson got his first career field goal on the next possession from 28 yards out to make it 50-6 with 8:14 left.

S&T got another score on a fourth-and-14 play at the UCM 18 to cap the scoring with 4:26 left. The Mules drove it down to the Miners four yard line on the next possession before taking a knee to end the contest.

Central Missouri totaled up 218 yards rushing and 364 yards through the air on the night (582 total). The Miners managed only 338 yards in the game thanks to a stingy Mules defense.

Junior tight end DeMarco Cosby led the Mules receivers with 114 yards on six grabs, while the three-headed running attack of Stewart, Hubbard, and Gower had 58, 57, and 47 yards respectively.

Defensively, junior linebacker Cody Scribner had a team-high eight tackles, while junior bandit backer Karl Parker logged seven stops.



SCORING SUMMARY

MST	0	6	0	7	-	13
UCM	20	13	7	10	-	50

1st Quarter

13:42 UCM - Warren, Jamorris 27 yd pass from Czerniewski, Eric (Jamieson, Aaron kick), 3-43 1:11

9:20 UCM - Stewart, Anthony 11 yd run (Jamieson, Aaron kick), 6-58 2:57

0:16 UCM - Warren, Jamorris 5 yd pass from Czerniewski, Eric (Jamieson, Aaron kick blocked), 11-84 5:26

2nd Quarter

7:25 UCM - Gower, Zain 2 yd run (Jamieson, Aaron kick), 8-76 4:01

4:15 S&T - Crider, Bryan 18 yd pass from Schlueter, J. (Drahos, Joe kick failed), 8-80 3:04

2:47 UCM - Mason, Seth 31 yd pass from Czerniewski, Eric (Boehringer, B. pass failed), 4-60 1:24

3rd Quarter

6:57 UCM - Stewart, Anthony 10 yd pass from Czerniewski, Eric (Jamieson, Aaron kick), 10-88 4:49

4th Quarter

11:31 UCM - Gower, Zain 2 yd run (Jamieson, Aaron kick), 9-75 3:35

8:14 UCM - Jamieson, Aaron 28 yd field goal, 6-51 2:06

4:26 S&T - Crider, Bryan 18 yd pass from Schlueter, J. (Drahos, Joe kick), 9-73 3:40

GAME STATISTICS

	MST	UCM
FIRST DOWNS	17	34
RUSHES-YARDS (NET)	19-69	38-218
PASSING YDS (NET)	269	364
Passes Att-Comp-Int	38-26-1	33-26-0
TOTAL OFFENSE PLAYS-YARDS	57-338	71-582
Fumble Returns-Yards	0-0	0-0
Punt Returns-Yards	0-0	3-43
Kickoff Returns-Yards	7-133	3-67
Interception Returns-Yards	0-0	1-20
Punts (Number-Avg)	7-32.9	0-0.0
Fumbles-Lost	0-0	0-0
Penalties-Yards	5-45	1-10
Possession Time	27:15	32:45
Third-Down Conversions	4 of 13	6 of 8
Fourth-Down Conversions	1 of 1	0 of 1
Red-Zone Scores-Chances	2-2	6-7
Sacks By: Number-Yards	1-4	1-5

RUSHING

Missouri S&T-Taylor, Ryan 10-52; Miller, Jerome 6-16; Wilson, Mike 1-3; Schlueter, J. 2-minus 2. Central Missouri-Stewart, Anthony 8-58; Hubbard, Tywon 10-57; Gower, Zain 9-47; Gore, Justin 3-23; Guillory, Bobby 3-19

PASSING

Missouri S&T-Schlueter, J. 26-38-1-269.
Central Missouri-Czerniewski, Eric 19-22-0-279; Corwin, Tommy 5-9-0-71; Waters, Geno 2-2-0-14.

RECEIVING

Missouri S&T-Shockley, Chad 10-82; Crider, Bryan 5-84; Kinman, Clay 4-41; Pettis, Bobby 3-35; Thomas, Mart. 2-10; Dillon, Kevin 1-15; Miller, Jerome 1-2.
Central Missouri-Cosby, DeMarco 6-114; Stewart, Anthony 4-39; Parks, Adam 3-33; Warren, Jamorris 3-31; Ginavan, Kyson 2-54; Gower, Zain 2-32; Hubbard, Tywon 2-4; Mason, Seth 1-31; Peterson, Tim 1-13; Allison, Reid 1-8; Smith, Garrett 1-5.

INTERCEPTIONS

Missouri S&T-None. Central Missouri-Bangali, Joseph 1-20.

SACKS (UA-A)

Missouri S&T-Miller, R.J. 1-0. Central Missouri-South, P.J. 1-0.

TACKLES (UA-A)

Missouri S&T-Mueller, Bran. 3-5; Taylor, Corey 3-4; Miller, R.J. 2-5; Edwards, Steve 5-1; Jordan, Brian 1-5;
Central Missouri-Scribner, Cody 1-7; Parker, Karl 0-7; Knight, Evan 2-4; Shepherd, Randy 1-5; Coaxum, Justin 1-4; Patterson, Calvin 0-5;

Game Notes

- Eric Czerniewski sets a career-high for completion percentage at 86.3%
- Mules set a school record for first downs with 34. Record was 32 against PSU in 2005.
- Mules have over 500 yards of offense for the first time since 2007 vs. SBU.

This Week in Mules Football

Game 3

September 12 * Emporia, Kan.

Jones Field / Welch Stadium

Attendance: 5,078

Mules 24, Emporia State 21

(Emporia, Kan.) – The 13th ranked Mules of Central Missouri survived a scare on Saturday against the Emporia State Hornets, holding them off 24-21 in the MIAA opener at Jones Field/Welch Stadium.

The Hornets (1-2, 0-1 MIAA) had a chance to tie it, but missed a 31 yard field goal wide left with two seconds remaining. Central Missouri's (3-0, 1-0 MIAA) defense had a bend-but-don't break performance as the Hornets piled up 478 yards of offense while holding the ball for 12:46 with no points in the fourth quarter.

The Mules got on the board first after pinning the Hornets deep in their own territory. UCM senior defensive end Mike Martin forced a fumble that was recovered by ESU on their own 11, forcing fourth down. The punt gave UCM the ball on the Hornet 35 after an eight-yard return by junior Adam Parks. It took the Mules just five plays, capped by an Eric Czerniewski run from a yard out to make it 7-0 with 2:49 left in the first quarter.

Another short field helped the Mules get their next points. The Hornets had a 28-yard field goal blocked by UCM defensive lineman P.J. South, and senior free safety Randy Shepherd picked it up and returned it to the ESU 20. It took only one play from there as junior Anthony Stewart ran it in with 3:03 left in the half.

That set the stage for a wild final minute of the period. Emporia State took the ball 61 yards in nine plays on the ensuing possession for their first score of the contest by running back Kevin Smart from a yard out with only 52 seconds left. The Central Missouri special teams came up big again though, as junior linebacker Cody Scribner blocked the extra point.

The Mules set up shop at their own 31 with 46 seconds left, but a 26-yard completion from Czerniewski to junior Bobby Guillory put the Mules in business in ESU territory. UCM moved it down to the Emporia 28 before calling a timeout with 21 seconds left. Czerniewski completed his next two passes to get it in the endzone though, capped by a 12-yard strike to junior

wideout Jamorris Warren with 10 seconds left, making it 21-6 at the break.

The Mules held ESU to only 162 yards in the period, while totaling 206 themselves. The tides turned after the break though.

ESU took its first possession of the second half for a touchdown, a 71-yard strike from Andre Sloan El to Matt Coursen.

The Mules answered with a 26-yard field goal from Aaron Jamieson, after a short field from a 45-yard kick return by junior Zain Gower.


The Hornets answered with another touchdown though, 68 yards in 11 plays, capped by a fourth down and 14 conversion TD strike to Coursen. That made it 24-21 with 2:53 left in the third quarter.

The Mules nearly answered on the next possession, thanks to another big kick return, this time from Guillory. It was not to be though, as Czerniewski was intercepted at the ESU 5-yard line off a pass that hit off DeMarco Cosby's hands and into the arms of Shaunque Powell.

The Mules defense made plays when they counted in the final period though, stopping the Hornets on three drives in UCM territory. They forced a punt, turned it over on downs after a fourth and two, and watched the field goal sail wide left in the closing seconds.

Central Missouri tallied only 115 yards in the second half, while ESU put up 316. Czerniewski finished 14-of-28 for 194 yards with a TD and an INT. He completed only two passes in the final stanza.

Defensively, Shepherd and junior cornerback Kor'Ree Manson each had eight tackles, while Scribner and sophomore defensive back Andrew Bergeson each had seven stops.



SCORING SUMMARY

UCM	7	14	3	0	-	24
ESU	0	6	15	0	-	21

1st Quarter

2:49 UCM - Czerniewski, Eric 1 yd run (Jamieson, Aaron kick), 5-35 2:16

2nd Quarter

3:03 UCM - Stewart, Anthony 20 yd run (Jamieson, Aaron kick), 1-20 0:06

0:52 ESU - Smart, Kevin 1 yd run (Maxwell, Will kick blocked), 9-61 2:05

0:10 UCM - Warren, Jamorris 12 yd pass from Czerniewski, Eric (Jamieson, Aaron kick), 4-69 0:36

3rd Quarter

12:19 ESU - Coursen, Matt 71 yd pass from Sloan El, Andre (Maxwell, Will kick), 3-74 0:54

7:21 UCM - Jamieson, Aaron 26 yd field goal, 10-31 4:49

2:53 ESU - McEvoy, Danny 14 yd pass from Sloan El, Andre (Coursen, Matt pass from Sloan El, Andre), 11-68 4:23

GAME STATISTICS

	UCM	TSU
FIRST DOWNS	18	25
RUSHES-YARDS (NET)	26-127	47-166
PASSING YDS (NET)	194	312
Passes Att-Comp-Int	28-14-1	37-22-0
TOTAL OFFENSE PLAYS-YARDS	54-321	84-478
Fumble Returns-Yards	0-0	0-0
Punt Returns-Yards	3-12	1-12
Kickoff Returns-Yards	4-141	5-121
Interception Returns-Yards	0-0	1-2
Punts (Number-Avg)	6-40.7	5-36.8
Fumbles-Lost	1-0	1-0
Penalties-Yards	14-118	15-103
Possession Time	22:51	37:07
Third-Down Conversions	4 of 11	10 of 19
Fourth-Down Conversions	0 of 0	2 of 3
Red-Zone Scores-Chances	4-4	2-4
Sacks By: Number-Yards	1-5	2-7

RUSHING

Central Missouri-Stewart, Anthony 19-121; Czerniewski, Eric 6-5. Emporia State-Sloan El, Andre 10-53; Abner, Adrian 9-41; Page, La'Darrian 9-35; Smart, Kevin 8-32.

PASSING

Central Missouri-Czerniewski, Eric 14-28-1-194. Emporia State-Sloan El, Andre 18-28-0-259; Rampy, Zach 3-7-0-45

RECEIVING

Central Missouri-Mason, Seth 3-58; Parks, Adam 3-19; Peterson, Tim 2-43; Guillory, Bobby 2-40; Warren, Jamorris 1-12; Allison, Reid 1-10; Cosby, DeMarco 1-6; Gower, Zain 1-6. Emporia State-Coursen, Matt 4-99; Richardson, Shja 4-57; McEvoy, Danny 4-38; Jones, Andre 4-36; Page, La'Darrian 2-45; Schiltz, Adam 2-25; Abner, Adrian 1-12

INTERCEPTIONS

Emporia State-Powell, Shaunque 1-2.

SACKS (UA-A)

Central Missouri-Patterson, Calvin 0-1; South, P.J. 0-1. Emporia State-Ayodele, Harold 1-0; Ringwall, Blake 1-0.

TACKLES (UA-A)

Central Missouri-Shepherd, Randy 5-3; Manson, Kor'Ree 5-3; Scribner, Cody 5-2; Bergeson, Andrew 5-2; Martin, Mike 4-2; Emporia State-Ringwall, Blake 5-1; Larkins, Katrel 4-2; Lee, Travis 5-0; Powell, Shaunque 3-2;

Game Notes

- Anthony Stewart records the first 100-yard rushing game of the season with 121 yards on 19 carries.

- Mules hold ESU scoreless in the fourth quarter, despite 12:46 of possession time.

This Week in Mules Football

Last Year

September 27 * Pittsburg, Kan.

Carnie Smith Stadium

Attendance: 8,188

Mules 28, Pittsburg State 49

(WARRENSBURG, Mo.) – The No. 19 Central Missouri Mules knew they were in for a long day after the opening kickoff, and the No. 7 Pittsburg State Gorillas used the pass to roll 49-28 at Carnie Smith Stadium.

Mules junior utility man Bobby Guillory, who was the hero against Washburn with a couple touchdowns last week, got hurt on the opening kickoff and was sidelined the rest of the day. Pittsburg State (5-0, 3-0 MIAA) then sent a message by stopping the Mules (4-1, 2-1 MIAA) from scoring on the opening drive for the first time all season. Then, on the Gorillas first possession, quarterback Mark Smith hit Marques Nelson for a 90-yard touchdown.

Central Missouri drove down to the Pittsburg State nine yard line on the next possession before stalling, and kicker Mark Starks missed a 31-yard field goal attempt to the right. The Gorillas would make UCM pay again, marching down the field for another score, this time Smith hit Kendall Fisher from 29 yards out to make it 14-0 with 55 seconds remaining in the first quarter.

The Mules showed some heart by driving down the field and capping a scoring drive with a pitch to sophomore Zain Gower, who scampered in from 12 yards out. UCM went 71 yards in seven plays on the second quarter drive, then stopped the Gorillas three-and-out on the ensuing possession.

Central Missouri converted on a third and 22 situation as quarterback Eric Czerniewski hit senior running back Glenn Milner for a 29-yard chunk. He then connected with tight end DeMarco Cosby for 20 more yards, and capped it with a nine-yard touchdown strike to senior wide out Edgar Givens to make it 14-14 with 7:42

left in the half.

Perhaps the biggest play of the game came on the next Gorilla possession though. On third and 10 from their own 37, backup quarterback John McCoy scrambled around the backfield and evaded UCM pass rushers before firing a pass down field to a wide open Nelson, who coasted in for a 63-yard touchdown.

The Gorillas got a huge score on another long pass play just before the break, this time from 43 yards out to get it to 28-14 at the break.


Smith had three TD's throwing and the Gorillas had 285 yards passing at halftime. They averaged 25.9 yards per completion in the period as well. UCM had 212 yards of offense in the half.

The Gorillas put it out of reach on their first two second half drives, scoring TD's on both and making it 42-14 at the end of the third quarter.

Czerniewski hit junior wide receiver Tim Richmond for nine and eight yard touchdown strikes in the fourth quarter, but PSU tacked on another score to hand UCM its worst loss since 2002 against Northern Colorado in the Division II Playoffs.

Milner finished with 83 yards rushing, but was a non-factor in the second half as UCM was forced to throw the ball most of the day. Czerniewski continued his solid play, throwing for 291 yards and three touchdowns with no interceptions, bringing his total to 14 and only one pick on the year.

Steven Ehase led the defense with 13 tackles and a forced fumble, while Adrian Singletary had seven stops.



SCORING SUMMARY

UCM	0	14	0	14	-	28
PSU	14	14	14	7	-	49

1st Quarter

12:07 PSU - Nelson, Marques 90 yd pass from Smith, Mark (Witter, Jared kick), 2-96 0:47

0:55 PSU - Fisher, Kendall 29 yd pass from Smith, Mark (Witter, Jared kick), 10-80 5:19

2nd Quarter

12:38 UCM - Gower, Zain 12 yd run (Starks, Mark kick), 7-71 3:13

7:44 UCM - Givens, Edgar 9 yd pass from Czerniewski, Eric (Starks, Mark kick), 8-63 3:52

6:06 PSU - Nelson, Marques 63 yd pass from McCoy, John (Witter, Jared kick), 3-63 1:36

1:00 PSU - Thomas, Nathan 43 yd pass from Smith, Mark (Witter, Jared kick), 4-62 0:22

3rd Quarter

8:57 PSU - Farabi, Caleb 2 yd run (Witter, Jared kick), 10-72 5:54

4:58 PSU - Clark, Brandon 1 yd run (Witter, Jared kick), 6-74 2:54

4th Quarter

8:10 UCM - Richmond, Tim 9 yd pass from Czerniewski, Eric (Starks, Mark kick), 4-59 1:08

5:57 PSU - Clark, Brandon 3 yd run (Witter, Jared kick), 5-42 2:11, UCM 21 - PSU 49

1:19 UCM - Richmond, Tim 8 yd pass from Czerniewski, Eric (Starks, Mark kick), 9-80 4:38

GAME STATISTICS

	UCM	PSU
FIRST DOWNS	23	23
RUSHES-YARDS (NET)	30-116	36-168
PASSING YDS (NET)	291	392
Passes Att-Comp-Int	35-24-0	20-16-0
TOTAL OFFENSE PLAYS-YARDS	65-407	56-560
Fumble Returns-Yards	1-15	0-0
Punt Returns-Yards	1-7	2-24
Kickoff Returns-Yards	6-120	3-60
Interception Returns-Yards	0-0	0-0
Punts (Number-Avg)	4-48.2	2-48.0
Fumbles-Lost	2-0	3-1
Penalties-Yards	7-63	4-40
Possession Time	31:44	28:16
Third-Down Conversions	4 of 11	7 of 10
Fourth-Down Conversions	1 of 2	0 of 0
Red-Zone Scores-Chances	4-6	3-3
Sacks By: Number-Yards	0-0	2-10

RUSHING: Central Missouri-Milner, Glenn 17-83; Czerniewski, Eric 10-15; Gower, Zain 2-14; Givens, Edgar 1-4; Pittsburg State-Farabi, Caleb 15-68; Smith, Mark 9-58; Clark, Brandon 7-23; McCoy, John 3-13

PASSING: Central Missouri-Czerniewski, Eric 24-35-0-291; Pittsburg State-Smith, Mark 13-17-0-300; McCoy, John 3-3-0-92

RECEIVING: Central Missouri-Milner, Glenn 5-52; Parks, Adam 4-64; Thornton, Sean 4-48; Givens, Edgar 4-38; Richmond, Tim 4-29; Cosby, DeMarco 3-60; Pittsburg State-Thomas, Nathan 4-63; Nelson, Marques 3-170; Kush, Harrison 3-59; Farabi, Caleb 3-34; Fisher, Kendall 2-38; Burke, Martin 1-28;

INT's: None

FUMBLES: Central Missouri-Milner, Glenn 1-0; Czerniewski, Eric 1-0; Pittsburg State-Farabi, Caleb 2-0; Clark, Brandon 1-1

SACKS (UA-A): Central Missouri-None; Pittsburg State-Roberts, Mike 1-0; Swartz, Chris 1-0.

TACKLES (UA-A): Central Missouri-Ehase, Steven 10-3; Singletary, A. 3-4; Dotson, LaVance 5-0; Cullom, Anton 4-0; Stevenson, Mike 3-1; Pittsburg State-Morgan, Rusty 6-3; Swartz, Chris 6-2; Vaughn, David 6-1; Sanders, Caleb 4-1; Snyder, Chadd 3-1; Heckroth, Dustin 1-3; Welch, Ferrari 1-3; Majors, Giorgio 0-4

Game Notes

- Central Missouri suffers worst loss since 2002 against Northern Colorado.
- Eric Czerniewski matches season total for touchdown passes from a year ago in only five games (14).