



2007-08 UNIVERSITY OF CENTRAL MISSOURI MULES BASKETBALL GAME NOTES

2007-08 UCM Mules Basketball Schedule

November

12-13	O'Reilly Auto Parts/CBE Classic (Columbia, Mo.)	
12	vs. Fordham (N.Y.) (exhibition)	L 76-66
13	vs. Central Michigan (exhibition)	W 75-70
17	Monmouth (Ill.)	W 87-60
23-24	Holiday Inn Express/KOKO/98.5 The BAR Thanksgiving Classic	
23	Tabor (Kan.) College	W 92-46
24	Lincoln (Mo.) University	W 79-63
28	Hannibal-LaGrange (Mo.)	W 65-54

December

1	St. Mary's (Texas)	W 64-42
8	at Rockhurst (Mo.)	L 83-75
18-19	Las Vegas High Desert Classic	
18	vs. Montevallo (Ala.)	W 66-60
19	vs. Rollins (Fla.)	L 83-79
29	Avila (Mo.)	W 89-57

January

2	at Pittsburg State *	W 74-63
5	at Washburn *	L 82-76
9	Southwest Baptist *	7:30 p.m.
12	Missouri Southern *	3:30 p.m.
16	at Missouri Western *	7:30 p.m.
19	Emporia State *	3:30 p.m.
23	at Fort Hays State *	7:30 p.m.
26	at Northwest Missouri State *	3:30 p.m.
30	Truman State *	7:30 p.m.

February

2	Pittsburg State *	3:30 p.m.
6	at Truman State *	7:30 p.m.
9	Northwest Missouri State *	3:30 p.m.
11	Fort Hays State *	7:30 p.m.
16	at Emporia State *	7:30 p.m.
20	at Missouri Southern *	7:30 p.m.
23	Missouri Western *	3:30 p.m.
26	at Southwest Baptist *	7:30 p.m.

March

1	Washburn	3:30 p.m.
6-9	MIAA Tournament (Kansas City, Mo.)	TBA

Home games in bold. All times are Central time.
* MIAA Game

Catch all the Mules Action on KOKO-1450 / 98.5
The BAR and KTBG the Bridge 90.9/104.9, or on the
Internet at www.warrensburgradio.com
Keep up with Mules home games via live stats at
www.ucmo.edu/athletics
Also keep you can watch all the MIAA games at
www.themiasa.tv for \$5.50 via live webcast

Media Contacts

University of Central Missouri

Rob McCutcheon, Athletics Media Relations Director
Office: (660) 543-4312
Cell: (660) 441-1845; Fax: (660) 543-8034
Email: rmccutcheon@ucmo.edu

Southwest Baptist

Mike Pitts, Sports Information Director
Office: (417) 328-1799; Fax: (417) 328-2009
Email: mpitts@sbuniv.edu

Southwest Baptist Bearcats (9-2, 2-0) at Univ. of Central Missouri Mules (8-3, 1-1)

Wednesday, January 9, 2008 - 7:30 p.m.

Warrensburg, Mo. * UCM Multipurpose Building (7,000)

Officials: Gene Millentree, Bill Westbrooks, Terry Oglesby

UCM Media Relations Director: Rob McCutcheon * 203 Multipurpose Building; Warrensburg, Mo. 64093

Office - 660-543-4312 * Cell - 660-441-1845 * Fax - 660-543-8034 * Email - rmccutcheon@ucmo.edu

Radio: Central Missouri Sports Network (Shawn Jones play-by-play and Bob Jackson color)

University of Central Missouri Mules

Probable Starters

P	No.	Name	Ht.	Wt.	Year	PPG	RPG	APG	Steals	Hometown
G	1	Joe Young	6-2	200	Jr-Tr	13.5	2.3	1.6	11	Battle Creek, Mich.
G	23	De'Andre Byrd	6-2	198	Jr-Tr	8.1	3.7	2.5	25	Cincinnati, Ohio
G	15	Fred Dudley	6-4	187	Sr-1L	4.6	2.3	0.8	4	South Bend, Ind.
F	12	Kevin Wollbrinck	6-4	215	Sr.-1L	11.2	6.7	2.5	11	St. Louis, Mo.
F	33	Skip Thomas	6-7	210	Jr.-Tr	10.0	7.4	0.9	11	Austin, Texas

Southwest Baptist Bearcats

Probable Starters

P	No.	Name	Ht.	Wt.	Year	PPG	RPG	APG	Steals	Hometown
G	14	D'Ante Harris	6-3	180	Jr.	16.7	6.0	3.0	10	Bossier City, La.
G	22	Brandon Burgette	6-0	175	Jr.	5.8	2.5	4.6	13	Lee's Summit, Mo.
C	31	Matt Rogers	6-10	205	So.	14.4	8.5	2.5	6	Doniphan, Mo..
F	24	Nick Kovacevich	6-5	190	Jr.	10.7	3.6	3.4	18	Santa Cruz, Calif.
F	52	Jim Grabowski	6-7	215	Sr.	18.3	7.1	2.5	5	Bolivar, Mo.

The Game:

The Mules get their first taste of MIAA action at the Multipurpose Building on Wednesday night, as they face first-place Southwest Baptist at 7:30 p.m. Central Missouri hopes to defend its national best 29-game home win streak as well as a 15-game run against MIAA competition in the Multi.

Second half run helps Ichabods past Mules, 82-76

(Topeka, Kan.) - The No. 25 Washburn Ichabods went on a 23-5 second half run to get past the Central Missouri Mules by an 82-76 margin on Saturday night at Lee Arena. It was the first WU win in the series since January 3 of 2004.

The Mules (8-3, 1-1 MIAA) jumped out early on the Ichabods (9-2, 1-1 MIAA) and held the advantage the entire half. UCM pushed it to as much as 11 by the 9:21 mark but WU had a run at the lead. They cut it to a couple with 5:14 remaining but two threes by De'Andre Byrd pushed it back in control of the Mules. The Ichabods got back in it at the 2:11 mark with a three-pointer from Andrew Meile but neither team could score in the final two minutes to gain momentum.

Central Missouri went into the break with a 44-39 advantage, getting big points from Nathan Frazier off the bench with 10. Byrd tallied 12 in the half and WU's Angel Santiago had 15. Central Missouri hit 52 percent from the floor while the 'Bods tallied 40 percent and took seven more shots.

The Mules extended their advantage to nine in the first three minutes of the half, but went cold after that, scoring five points over the next 10 minutes. The Ichabods scored 23 during that stretch, including four three-pointers. Washburn was up by 14 with five minutes left thanks in part to their hot shooting (55 percent in the second half) and stellar interior defense. The Mules post players were held to only 6-of-20 from the field and the Ichabods had the rebound edge by four. Paul Byers and Kyle Snyder had 12 and 13 rebounds, respectively, and keyed the WU defense inside.

UCM showed some fight though. It chipped at the lead over the next four minutes, getting it down to four at 80-76 with 31 seconds remaining on a Byrd lay-up. WU hit its free throws though, and the Mules failed to convert from three in the final seconds to get any closer.

Central Missouri only managed to hit 26 percent in the second half compared to Washburn's 55 percent. WU also drilled 50 percent of its three-pointers compared to 28 percent for UCM in the game.

Byrd set a career-high for the fifth consecutive game with 19 points while Kevin Wollbrinck hit 13-of-15 from the free throw line and tallied a career-high with 19 as well. Joe Young put up 15 while Frazier failed to score in the second half and finished with 10. Skip Thomas was the leading rebounder with 10. Santiago led four WU double-figure scorers with 22 points.

2007-08 University of Central Missouri Mules Numerical Roster

No.	Name	Position	Ht.	Wt.	Year -exp	Hometown	Previous School
00	Tyler Oakley	Forward	6-8	220	Freshman-HS	Ozark, Mo.	Ozark High School
1	Joe Young	Guard	6-2	200	Junior-Tr	Battle Creek, Mich.	Kellogg Community College (Mich.)
3	Josiah Miller	Guard	5-11	175	Junior-Tr	Muncie, Ind.	John A. Logan Community College (Ill.)
4	Tyler Richardson	Guard	6-1	185	Freshman-Rs	Springfield, Mo.	Kickapoo High School
5	Carvelle Taylor	Guard	6-0	185	Junior-Tr	Atlanta, Ga.	Coastal Georgia Community College
10	Nathan Frazier	Guard	6-1	182	Junior-2L	Versailles, Mo.	Versailles High School
11	Victor Lee	Guard	6-1	187	Junior-2L	Lee's Summit, Mo.	Raymore-Peculiar High School
12	Kevin Wollbrinck	Forward	6-4	215	Senior-1L	St. Louis, Mo.	Meramac Community College (Mo.)
14	Brad Harper	Forward	6-5	225	Freshman-HS	Warrensburg, Mo.	Warrensburg High School
15	Fred Dudley	Guard	6-4	187	Senior-1L	South Bend, Ind.	Kirkwood Community College (Iowa)
21	Paul Banister	Center	6-8	232	Senior-3L	St. Louis, Mo.	Lafayette High School
22	Kyle Weymuth	Guard	6-3	206	Senior-1L	Cole Camp, Mo.	State Fair Community College (Mo.)
23	De'Andre Byrd	Guard	6-2	198	Junior-Tr	Cincinnati, Ohio	Vincennes University
30	Esian Henderson	Forward	6-7	189	Junior-Tr	Kansas City, Mo.	North Central Missouri College
32	Tremaine Luellen	Guard	6-4	189	Sophomore-Tr	Memphis, Tenn.	Northeastern Oklahoma A&M College
33	Skip Thomas	Forward	6-7	210	Junior-Tr	Austin, Texas	Temple Junior College (Texas)
54	Walter Battle	Center	6-6	265	Junior-Tr	Chicago, Ill.	Labette Community College (Kan.)

Head Coach: Kim Anderson **Assistant Coaches:** Brad Loos, Nelson Haggerty, Corey Brown, & Brett Cochran

Pronunciation Guide

Kevin Wollbrinck - WOOL-brink
Kyle Weymuth - WHY-muth

Tremaine Luellen - Tre-MAYNE Lew-ELL-en
Carvelle Taylor - CAR-vell

Josiah Miller - Joe-SIGH-uh
Esian Henderson - EE-shawn

Starting the Run

The Mules played Southwest Baptist after the Emporia State loss last season and defeated them 69-59 at the Multi. That game started a run of nine consecutive wins to the Final Four, including the MIAA Tournament title and South Central Regional title.

Mules Basketball All-Time

Central Missouri Mules basketball is in its 102nd season. The Mules have produced an all-time record of 1459-876. The Mules are the second winningest program in NCAA Division II basketball history (trailing only Central Washington).

Central Missouri has won three national titles--the NAIB titles in 1936-37 (the first ever collegiate basketball championship) and 1937-38, and the NCAA-II title in 1984 at Springfield, Mass.

The Mules have also claimed 20 regular season conference titles (the most of any modern-day MIAA team), four MIAA tournament crowns, and have advanced to the NCAA Tournament 19 times.

A Whole New Look

Central Missouri had a memorable Final Four run last season, but that record setting team graduated the all five starters and the top six scorers. The Mules of 2007-08 did not return a single player that had ever started a game in a Central Missouri uniform. The team has 10 newcomers and only one returner that played in every game (Fred Dudley).

Balanced Attack

Central Missouri has had nine different players score double figure points this season. No Mule has done it in every game though. Four players have done it at least five times in Tremaine Luellen, Skip Thomas, Joe Young, and Kevin Wollbrinck.

There have been two players with a double-double, Luellen and Wollbrinck.

Wollbrinck steps up

Senior forward Kevin Wollbrinck averaged only 1.3 points and 1.3 rebounds a game last season for the Mules. He also averaged only seven minutes per contest.

So far this season though, he is averaging 11.2 points and 6.7 rebounds a game, while playing a team-high 27.8 minutes per contest.

Mule Ball

Central Missouri made the term "Mule Ball" a house hold name last year. Turning defense into offense is how it is commonly described and it has forced 203 turnovers (18.5 per game) from its opponents this season. The "Mule Ball" style of play has converted those turnovers into 251 points in 11 games (22.8 points per game).

Tough Schedule

The Mules have faced an exceptionally tough schedule to start MIAA play this season. Counting SBU, their opponents have a combined record of 28-5. Central Missouri has played two ranked teams thus far, and this week's schedule features the two squads tied for first in the MIAA in SBU and Missouri Southern (both are 2-0).

The Good Young

Junior guard **Joe Young** has proven to be the Mules most explosive scorer so far this season by putting up points quickly. He is averaging a team-high 13.5 points and set a career-high with 19 against Pittsburg State. He also capped the Las Vegas High Desert Classic by earning All-Tournament team honors.

He also leads the Mules with 10 double-figure scoring games.

Mules vs. Ranked Competition

Central Missouri is 14-10 against ranked opponents the last four years under Anderson.

UCM is 4-3 against ranked MIAA teams the last two seasons, defeating Northwest Missouri twice, Emporia once, and PSU once.

Defense Does It

Central Missouri has allowed 82 points and more than 46 percent shooting to all three of the opponents it has lost to. In its eight wins, the opponent has not topped 63 points (an average of 55.6 points allowed in those eight victories).

The Byrd Man

Mules junior point guard **De'Andre Byrd** has come alive the last five games, averaging 13.2 points and setting a career high in each contest. He has also averaged a team-high 3.4 assists and 2.4 steals per outing in that span. He has also found his stroke, hitting 64.0 percent from the floor and 9-of-15 from three point land.



2007-2008 NABC Division II Poll (as of 1/8)

Team **Record** **Pts**
To be released the afternoon of Tuesday, January 8



2007-2008 MIAA Standings

MIAA			Overall			
W	L	Pct.	W	L	Pct.	
Southwest Baptist	2	0	1.000	9	2	.818
Missouri Southern	2	0	1.000	8	3	.727
Pittsburg State ()	1	1	.500	10	1	.909
Northwest Missouri ()	1	1	.500	9	2	.818
Washburn ()	1	1	.500	9	2	.818
Fort Hays State	1	1	.500	8	2	.800
Central Missouri	1	1	.500	8	3	.727
Missouri Western	1	1	.500	6	4	.600
Emporia State	0	2	.000	5	6	.455
Truman	0	2	.000	1	10	.091

NABC Division II Coaches Poll final ranking in parenthesis

Saturday, January 5 -- Final Results

- *PSU 62 @ TSU 59 Final/OT
- *ESU 70 @ SBU 93 Final
- *FHSU 53 @ NWMSU 69 Final
- *MWSU 71 @ MSSU 77 Final
- *UCM 76 @ WU 82 Final

Wednesday, January 9

- *NWMSU @ MWSU 7:30 PM
- *PSU @ MSSU 7:30 PM
- *SBU @ UCM 7:30 PM
- *TSU @ FHSU 7:30 PM
- *WU @ ESU 7:30 PM

Saturday, January 12

- *MSSU @ UCM 3:30 PM
- *FHSU @ SBU 7:30 PM
- *MWSU @ TSU 7:30 PM
- *PSU @ ESU 7:30 PM
- *WU @ NWMSU 7:30 PM

Last Time They Met

~Mules 69, Southwest Baptist 59
February 21 * Warrensburg, Mo.

(WARRENSBURG, Mo.) – The University of Central Missouri Mules knew they had to get better on the boards to bounce back, and they did that, and then some to defeat the Southwest Baptist Bearcats 69-59 in the home finale. UCM out-rebounded SBU 47-29 on their way to the first undefeated season at home since 1984 at 15-0.

The Mules (23-3, 14-3 MIAA) 20-game home win streak is the third longest in the nation, and they used that crowd to pull ahead for good at the 15:02 mark of the first half. The Bearcats (15-11, 9-8 MIAA) would get close several times, but could never overtake UCM. A Darryl Sommerset lay-up gave Central Missouri that advantage before Theo Jones gave it some cushion by following with one of his five threes on the night. The Mules would push that advantage to 10 by the 5:38 mark on a Zack Wright lay-up but the Bearcats pushed back and cut it to 40-35 at the break. Jason Jemison led the way for SBU with 11 at the break, hitting a trio of threes while Sommerset and Wright led the Mules with 13 and 10, respectively.

Southwest Baptist scored the first bucket of the second half to trail by only three but the Mules made their move after that. They used a 14-4 run, keyed by eight points from Jones to go up by 13 with 10:49 to play, and had their biggest lead of the night. Central Missouri kept it in double figures until the 3:54 mark when Jemison hit his first three of the second half to get it to seven. The Bearcats chipped at the advantage and eventually got it down to five, but that would be their last points of the night with 1:37 remaining. Wright hit 6-of-7 from the charity stripe to seal the deal for the Mules home regular season.

With the rebounding advantage and a 19-of-24 showing from the line, UCM was able to get away with shooting only 22 percent from the field in the second half.

Sommerset and Wright both set career highs in boards with 15 and 13, respectively. It was the first game this year that the Mules had two players with a double-double as Sommerset tallied 15 points and Wright put up 22. Jones chipped in the action with 19 points and went 5-of-9 from three point land. Jemison led the Bearcats with 14.

Southwest Baptist - 59

Player	FG-A	3-Pt	FT-A	R	PF	A	Pts
Young	3-9	0-2	4-4	8	5	5	10
Lopez	3-4	0-0	2-2	2	1	0	8
Grabowski	5-11	0-4	1-3	4	2	1	11
Jemison	5-14	4-9	0-0	4	1	1	14
Blair	3-7	2-5	0-0	1	2	2	8
Frantz	0-1	0-0	0-0	0	3	0	0
Neuhalfen	0-0	0-0	0-0	0	0	0	0
Rogers	4-6	0-0	0-2	5	3	8	2
Wills	0-1	0-0	0-0	0	1	0	0
TEAM				5			
TOTALS	23-53	6-20	7-11	29	18	11	59

Central Missouri - 69

Player	FG-A	3-Pt	FT-A	R	PF	A	Pts
Stoker	0-3	0-0	0-0	2	4	1	0
Sommerset	5-14	1-3	4-7	15	2	4	15
Jones	7-11	5-8	0-0	4	1	3	19
Wright	7-18	0-2	8-9	13	0	1	22
Williams	1-8	0-4	5-6	5	0	7	3
Wollbrinck	0-0	0-0	0-0	0	1	0	0
Dudley	0-4	0-2	0-0	3	1	1	0
Taylor	0-0	0-0	0-0	0	0	0	0
Brooks	2-8	0-0	2-2	1	3	1	6
TEAM				4			
TOTALS	22-66	6-19	19-24	47	12	14	69

Halftime Score: UCM 40, SBU 35 **Game Totals:** FG%: UCM33.3, SBU 43.4; 3FG%: UCM 31.6, SBU 30.0; FT%: UCM 79.2, SBU 63.6; TOs: UCM 14, SBU 17; Blocks: UCM 0, SBU 5; Steals: UCM 11, SBU 7

Active Division II Home Court Winning Streaks

School	Streak
1. Central Missouri	29
2. Bentley	24
3. Grand Valley State	19
4. Barton	17
Central State	17

MIAA Comparison (As of 1/7)

UCM	Team Statistics	SBU
76.9 (6th)	Scoring Offense	84.7 (4th)
63.0 (4th)	Scoring Defense	70.9 (8th)
+13.9 (5th)	Scoring Margin	+13.8 (6th)
.701 (5th)	Free Throw Percentage736 (2nd)
.427 (9th)	Field Goal Percentage491 (1st)
.395 (4th)	Field Goal Percentage Defense415 (6th)
7.00 (6th)	3-PT Field Goals Made	11.09 (1st)
.318 (8th)	3-PT Field Goal Percentage440 (1st)
39.2 (3rd)	Rebounds	38.9 (5th)
+3.5 (6th)	Rebound Margin	+5.4 (4th)
14.18 (3rd)	Offensive Rebounds	10.91 (8th)
25.00 (6th)	Defensive Rebounds	28.00 (1st)
15.8 (7th)	Assists	21.1 (1st)
15.8-to-12.3 (1.29, 3rd) ..	Assist/Turnover	21.1-to-15.8 (1.33, 2nd)
11.0 (3rd)	Steals	6.5 (10th)
+6.18 (3rd)	Turnover Margin	-0.82 (8th)

MIAA Individual Leaders

Scoring
Joe Young, 13.5 (13th); Kevin Wollbrinck, 11.2 (t-20th)

Rebounding
Skip Thomas, 7.4 (6th); Kevin Wollbrinck, 6.7 (10th)

Free Throw Percentage (min. 2.5 made per game)
Kevin Wollbrinck, .818 (3rd)

3-Point Field Goals Made
Joe Young, 2.4 (6th)

Steals
De'Andre Byrd, 2.3 (4th)

Blocked Shots
Skip Thomas, 1.3 (3rd)

UCM Mules Basketball Specialty Statistics

2007-08 Trends

When leading at the half	7-2
When trailing at the half	1-1
When tied at the half	0-0
In Overtime	0-0
When scoring 69 points or less	3-0
When scoring 70-79 points	2-3
When scoring 80-89 points	2-0
When scoring 90-99 points	1-0
When scoring 100 points or more	0-0
At home	6-0
On the road	1-2
At neutral sites	1-1
When out-shooting opponent	7-0
When out-shot by opponent	1-3
When tied in shooting	0-0
When out-rebounding opponent	5-1
When out-rebounded by opponent	2-3
When tied in rebounding	0-0
When having fewer turnovers than opponent	6-3
When having more turnovers than opponent	2-0
When tied in turnovers	0-0
When shooting 50% or better from the field	1-0
When shooting less than 50% from the field	7-3
When shooting 70% or better from the FT line	2-2
When shooting less than 70% from the FT line	6-1
When shooting 30% or better from 3FG range	4-2
When shooting less than 30% from 3FG range	4-1

2007-08 By the Numbers

Double Figure Scoring

Joe Young	10
Skip Thomas	6
Kevin Wollbrinck	6
Tremaine Luellen	5
De'Andre Byrd	4
Fred Dudley	2
Carvelle Taylor	1
Josiah Miller	1
Nathan Frazier	1

Games with 20+ Points

Tremaine Luellen	1
------------------------	---

Double-Doubles

Tremaine Luellen	1
Kevin Wollbrinck	1

Games Led (or shared lead) in Scoring

Joe Young	3
Kevin Wollbrinck	3
Tremaine Luellen	2
De'Andre Byrd	2
Carvelle Taylor	1
Skip Thomas	1

Games Led (or shared lead) in Rebounding

Kevin Wollbrinck	5
Skip Thomas	5
Tremaine Luellen	1

Games Led (or shared lead) in Assists

De'Andre Byrd	5
Kevin Wollbrinck	5
Josiah Miller	3
Carvelle Taylor	1
Joe Young	1

Games Led (or shared lead) in Steals

De'Andre Byrd	6
Josiah Miller	3
Carvelle Taylor	2
Tyler Oakley	2
Kevin Wollbrinck	2
Joe Young	2
Skip Thomas	1

Games Led (or shared lead) in Blocked Shots

Skip Thomas	6
Kevin Wollbrinck	2
Tyler Oakley	2
De'Andre Byrd	2
Esian Henderson	1
Joe Young	1
Tremaine Luellen	1

The Last Time it Happened

The Mules Scored 100 Pts	103 vs. Sterling (12/20/06)
Opponent Scored 100	100, NW Missouri (2/26/02)
A Mule Scored 30 Points	Zack Wright (33) vs. Winona State (3/22/07)
The Mules had 50 Rebounds	52 vs. Lincoln (11/24/07)
Opponent had 50 Rebounds	51, Illinois Tech (11/26/05)
A Mule had 15 RBs	Darryl Sommerset (15) vs. Southwest Baptist (2/21/07)

The Mules had 20 Assists

23 vs. Avila (12/29/07)
Opponent had 20 Assists

20, Rolins (12/19/07)
A Mule had 10 Assists

Wadale Williams (10) vs. Hannibal-LaGrange (11/15/05)
The Mules had 15 Steals

18 vs. Avila (12/29/07)
Opponent had 15 Steals

15, SW Baptist (3/5/05)
A Mule had 6 Steals

Zack Wright (6) vs. Central Methodist (11/21/06)
The Mules had 6 Blocks

7 vs. Monmouth (11/17/07)
Opponent had 6 Blocks

6, Washburn (1/5/08)
A Mule had 3 Blocks

Skip Thomas (4) vs. Montevallo (12/18/07)
A Mule had a Triple-Double

Never
A Mule had a Double-Double

Kevin Wollbrinck vs. Montevallo (12/18/07)

Free Throws in last 5:00

Skip Thomas	9-9
Josiah Miller	4-4
Nathan Frazier	4-4
Tyler Richardson	2-2
Esian Henderson	2-2
Kevin Wollbrinck	11-13
Joe Young	14-17
Carvelle Taylor	3-4
De'Andre Byrd	5-7
Tyler Oakley	2-5
Walter Battle	1-2
Tremaine Luellen	3-8
TOTAL	60-77 (78 percent)

Starting Lineups

Wollbrinck, Thomas, Young, Byrd, Dudley	3
Wollbrinck, Thomas, Young, Miller, Luellen	3
Wollbrinck, Thomas, Young, Byrd, Luellen	2
Wollbrinck, Thomas, Taylor, Miller, Luellen	2
Wollbrinck, Thomas, Taylor, Byrd, Luellen	1

2007-2008 University of Central Missouri Mules Basketball Statistics

OVERALL RECORD: 8-3 MIAA RECORD: 1-1

Home: 6-0 Away: 1-2 Neutral: 1-1

Player	GP	GS	Min	---TOTAL---			---3-PTS---			---REBOUNDS---			PF	FO	A	TO	Blk	Stl	Pts	Avg					
				Avg	FG	FGA	Pct	3FG	3FGA	Pct	FT	FTA									Pct	Off	Def	Tot	Avg
Young,Joe	11	8	255	23.2	51	125	.408	26	76	.342	21	26	.808	5	20	25	2.3	27	1	18	14	2	11	149	13.5
Conference-Only...	2	2	54	27.0	9	26	.346	5	14	.357	11	13	.846	0	5	5	2.5	8	1	1	3	0	1	34	17.0
Wollbrinck,Kevin	11	11	306	27.8	30	69	.435	0	6	.000	63	77	.818	27	47	74	6.7	24	1	28	18	5	11	123	11.2
Conference-Only...	2	2	56	28.0	6	18	.333	0	4	.000	15	18	.833	4	6	10	5.0	5	0	7	2	0	1	27	13.5
Luellen,Tremaine	11	8	234	21.3	45	90	.500	11	27	.407	14	27	.519	15	31	46	4.2	18	1	17	17	2	11	115	10.5
Conference-Only...	2	0	40	20.0	5	8	.625	1	3	.333	2	2	1.000	1	7	8	4.0	6	1	2	2	1	0	13	6.5
Thomas,Skip	11	11	295	26.8	47	103	.456	0	1	.000	16	19	.842	29	52	81	7.4	14	0	10	21	14	11	110	10.0
Conference-Only...	2	2	58	29.0	5	19	.263	0	1	.000	6	6	1.000	5	11	16	8.0	1	0	5	6	2	2	16	8.0
Byrd,De'Andre	11	6	224	20.4	31	65	.477	9	20	.450	18	32	.563	16	25	41	3.7	24	2	28	14	6	25	89	8.1
Conference-Only...	2	2	63	31.5	14	22	.636	4	8	.500	2	4	.500	2	8	10	5.0	5	0	2	4	2	3	34	17.0
Taylor,Carvelle	10	3	155	15.5	18	58	.310	7	35	.200	6	8	.750	6	12	18	1.8	10	0	7	9	0	14	49	4.9
Conference-Only...	1	0	16	16.0	0	1	.000	0	1	.000	0	0	.000	1	1	2	2.0	1	0	0	1	0	0	0	0.0
Dudley,Fred	11	3	138	12.5	20	50	.400	11	34	.324	0	2	.000	10	15	25	2.3	9	0	9	7	2	4	51	4.6
Conference-Only...	2	2	19	9.5	0	3	.000	0	2	.000	0	0	.000	0	0	0	0.0	4	0	0	1	0	2	0	0.0
Miller,Josiah	11	5	172	15.6	16	41	.390	5	19	.263	13	18	.722	3	18	21	1.9	19	0	28	13	0	13	50	4.5
Conference-Only...	2	0	17	8.5	1	2	.500	1	1	1.000	2	4	.500	0	3	3	1.5	3	0	1	1	0	1	5	2.5
Frazier,Nathan	9	0	107	11.9	7	18	.389	3	9	.333	15	19	.789	8	5	13	1.4	7	0	10	5	1	4	32	3.6
Conference-Only...	2	0	23	11.5	2	4	.500	1	2	.500	5	6	.833	0	0	0	0.0	1	0	2	0	0	1	10	5.0
Oakley,Tyler	10	0	116	11.6	11	20	.550	0	0	.000	8	18	.444	9	18	27	2.7	11	0	5	3	4	8	30	3.0
Conference-Only...	2	0	19	9.5	1	2	.500	0	0	.000	1	2	.500	1	3	4	2.0	4	0	0	1	0	0	3	1.5
Battle,Walter	9	0	79	8.8	7	17	.412	0	0	.000	7	13	.538	6	10	16	1.8	10	1	3	7	2	3	21	2.3
Conference-Only...	2	0	27	13.5	3	6	.500	0	0	.000	2	3	.667	2	4	6	3.0	6	1	0	0	0	0	8	4.0
Richardson,Tyler	7	0	41	5.9	4	10	.400	4	10	.400	2	2	1.000	0	1	1	0.1	4	0	6	2	0	4	14	2.0
Conference-Only...	2	0	8	4.0	0	3	.000	0	3	.000	0	0	.000	0	0	0	0.0	1	0	0	0	0	1	0	0.0
Henderson,Esian	4	0	24	6.0	2	7	.286	0	2	.000	2	2	1.000	0	3	3	0.8	3	0	1	1	2	1	6	1.5
Conference-Only...	0	0	0	0.0	0	0	.000	0	0	.000	0	0	.000	0	0	0	0.0	0	0	0	0	0	0	0	0.0
Banister,Paul	5	0	35	7.0	2	5	.400	0	0	.000	0	1	.000	2	4	6	1.2	5	0	3	3	1	1	4	0.8
Conference-Only...	0	0	0	0.0	0	0	.000	0	0	.000	0	0	.000	0	0	0	0.0	0	0	0	0	0	0	0	0.0
Lee,Victor	4	0	8	2.0	1	3	.333	1	1	1.000	0	0	.000	0	2	2	0.5	3	0	0	0	0	0	3	0.8
Conference-Only...	0	0	0	0.0	0	0	.000	0	0	.000	0	0	.000	0	0	0	0.0	0	0	0	0	0	0	0	0.0
Weymuth,Kyle	4	0	11	2.8	0	3	.000	0	2	.000	0	0	.000	0	1	1	0.3	0	0	1	1	0	0	0	0.0
Conference-Only...	0	0	0	0.0	0	0	.000	0	0	.000	0	0	.000	0	0	0	0.0	0	0	0	0	0	0	0	0.0
TEAM.....															20	11	31	2.8							
Conference-Only...															3	2	5	2.5							
Total.....	11			292	684	.427	77	242	.318	185	264	.701	156	275	431	39.2	188	6	174	135	41	121	846	76.9	
Conference-Only...	2			46	114	.404	12	39	.308	46	58	.793	19	50	69	34.5	45	3	20	21	5	12	150	75.0	
Opponents.....	11			241	610	.395	67	192	.349	144	200	.720	118	275	393	35.7	217	7	131	203	36	53	693	63.0	
Conference-Only...	2			45	108	.417	14	39	.359	41	58	.707	21	55	76	38.0	44	2	29	26	11	8	145	72.5	

SCORE BY PERIODS:.....	1st	2nd	Total	DEADBALL REBOUNDS:...	OFF	DEF	TOTAL
Central Missouri.....	417	429	846	Central Missouri.....	35	2	37
Opponents.....	328	365	693	Opponents.....	30	5	35

2007-2008 University of Central Missouri Mules & Opponents Game-by-Game Statistics

Mules		[--- TOTAL ---]					[--- 3-POINT ---]			[--- REBOUNDS ---]													
Opponent	Date	Score	W/L	FG	FGA	Pct	3FG	FGA	Pct	FT	FTA	Pct	Off	Def	Tot	Avg	PF	A	TO	Blk	Stl	Pts	Avg
MONMOUTH (ILL.)	11/17/07	87-60	W	30	66	.455	8	24	.333	19	30	.633	14	28	42	42.0	16	16	11	7	13	87	87.0
TABOR COLLEGE	11/23/07	92-46	W	36	72	.500	12	28	.429	8	12	.667	16	30	46	44.0	17	28	14	6	16	92	89.5
LINCOLN	11/24/07	79-63	W	29	61	.475	4	14	.286	17	25	.680	17	35	52	46.7	13	16	17	1	5	79	86.0
HANNIBAL-LAGRANGE	11/28/07	65-54	W	22	59	.373	5	21	.238	16	20	.800	9	23	32	43.0	14	12	6	5	9	65	80.8
ST. MARYS	12/1/07	64-42	W	24	61	.393	3	22	.136	13	22	.591	21	21	42	42.8	9	10	13	4	21	64	77.4
at Rockhurst	12/08/07	75-83	L	23	66	.348	6	19	.316	23	33	.697	21	16	37	41.8	24	13	12	2	9	75	77.0
vs Montevallo	12/18/07	66-60	W	21	52	.404	6	21	.286	18	30	.600	14	28	42	41.9	16	13	20	6	9	66	75.4
vs Rollins	12/19/07	79-83	L	29	66	.439	10	27	.370	11	13	.846	13	20	33	40.8	19	23	8	0	9	79	75.9
AVILA	12/29/07	89-57	W	32	67	.478	11	27	.407	14	21	.667	12	24	36	40.2	15	23	13	5	18	89	77.3
at Pittsburg State	1/2/07	74-63	W	24	55	.436	5	14	.357	21	26	.808	9	25	34	39.6	22	12	12	2	6	74	77.0
at Washburn	01/05/08	76-82	L	22	59	.373	7	25	.280	25	32	.781	10	25	35	39.2	23	8	9	3	6	76	76.9
Central Missouri		846		292	684	.427	77	242	.318	185	264	.701	156	275	431	39.2	188	174	135	41	121	846	76.9
Opponents		693		241	610	.395	67	192	.349	144	200	.720	118	275	393	35.7	217	131	203	36	53	693	63.0

Opponents		[--- TOTAL ---]					[--- 3-POINT ---]			[--- REBOUNDS ---]													
Opponent	Date	Score	W/L	FG	FGA	Pct	3FG	FGA	Pct	FT	FTA	Pct	Off	Def	Tot	Avg	PF	A	TO	Blk	Stl	Pts	Avg
MONMOUTH (ILL.)	11/17/07	87-60	W	20	54	.370	8	26	.308	12	16	.750	7	29	36	36.0	19	11	24	3	6	60	60.0
TABOR COLLEGE	11/23/07	92-46	W	16	59	.271	3	13	.231	11	16	.688	16	22	38	37.0	13	8	22	6	6	46	53.0
LINCOLN	11/24/07	79-63	W	26	67	.388	6	25	.240	5	9	.556	7	18	25	33.0	23	14	11	2	7	63	56.3
HANNIBAL-LAGRANGE	11/28/07	65-54	W	19	48	.396	6	11	.545	10	15	.667	7	30	37	34.0	19	11	17	2	0	54	55.8
ST. MARYS	12/1/07	64-42	W	17	46	.370	3	13	.231	5	6	.833	9	20	29	33.0	18	13	26	2	4	42	53.0
at Rockhurst	12/08/07	75-83	L	25	47	.532	4	11	.364	29	33	.879	8	26	34	33.2	28	12	18	5	5	83	58.0
vs Montevallo	12/18/07	66-60	W	23	67	.343	8	16	.500	6	14	.429	18	23	41	34.3	21	7	17	2	8	60	58.3
vs Rollins	12/19/07	79-83	L	28	55	.509	13	26	.500	14	16	.875	9	26	35	34.4	15	20	14	2	4	83	61.4
AVILA	12/29/07	89-57	W	22	59	.373	2	12	.167	11	17	.647	16	26	42	35.2	17	6	28	1	5	57	60.9
at Pittsburg State	1/2/08	74-63	W	20	54	.370	4	19	.211	19	25	.760	12	25	37	35.4	21	15	16	5	3	63	61.1
at Washburn	1/5/08	76-82	L	25	54	.463	10	20	.500	22	33	.667	9	30	39	35.7	23	14	10	6	5	82	63.0
Opponents		693		241	610	.395	67	192	.349	144	200	.720	118	275	393	35.7	217	131	203	36	53	693	63.0
Central Missouri		846		292	684	.427	77	242	.318	185	264	.701	156	275	431	39.2	188	174	135	41	121	846	76.9

2007-2008 Mules Basketball Superlatives

UCM Individual Highs

POINTS- 22	Luellen,Tremaine vs Lincoln (11/24/07)
FIELD GOALS MADE- 9	Luellen,Tremaine vs Lincoln (11/24/07)
FIELD GOAL ATT- 13	Luellen,Tremaine vs Lincoln (11/24/07)
FG PCT (min 5 made)- .833 (5-6)	Young,Joe vs Hannibal LaGrange (11/28/07)
	Luellen,Tremaine vs. Avila (12/29/07)
3 PT FG MADE- 4	Dudley,Fred vs. Rollins (12/19/07)
3 PT FG ATTEMPTS- 10	Four Times
3-PT FG PCT - 1.000 (3-3)	Luellen,Tremaine vs. Avila (12/29/07)
FREE THROWS MADE-13	Wollbrinck,Kevin vs. Washburn (1/5/08)
FREE THROW ATT- 15	Wollbrinck,Kevin vs. Washburn (1/5/08)
FT PCT (min 3 made)- 1.000 (11-11)	Wollbrinck,Kevin vs Hannibal LaG (11/28/07)
REBOUNDS- 11	Luellen,Tremaine vs Lincoln (11/24/07)
ASSISTS- 9	Miller,Josiah vs Tabor (11/23/07)
STEALS- 5	Byrd,De'Andre vs. Rockhurst (12/8/07)
	Wollbrinck,Kevin vs. St. Mary's (12/1/07)
	Byrd,De'Andre vs. Avila (12/29/07)
BLOCKED SHOTS- 4	Thomas,Skip vs. St. Mary's (12/1/07)
	Thomas,Skip vs. Montevallo (12/18/07)
TURNOVERS- 6	Luellen,Tremaine vs. Montevallo (12/18/07)
FOULS- 5	six times

Opponent Individual Highs

POINTS- 30	Reibel,Jonny vs. Rollins (12/19/07)
FIELD GOALS MADE- 9	Humphrey,Terrill vs. Montevallo (12/18/07)
FIELD GOAL ATT- 19	Humphrey,Terrill vs. Montevallo (12/18/07)
FG PCT (min 5 made)- .833 (5-6)	Martin,Drew vs. Rockhurst (12/8/07)
3 PT FG MADE- 5	Hogan,Kevin vs. Rollins (12/19/07)
3 PT FG ATTEMPTS- 9	Sharpe,Jeremy vs. Rollins (12/19/07)
3-PT FG PCT (min 2 made)- 1.000 (2-2)	Turner,Eric vs. Montevallo (12/18/07)
	Arnold,Eric vs. Avila (12/29/07)
FREE THROWS MADE- 11	Reibel,Jonny vs. Rollins (12/19/07)
FREE THROW ATT- 11	Reibel,Jonny vs. Rollins (12/19/07)
FT PCT (min 3 made)- 1.000 (11-11)	Reibel,Jonny vs. Rollins (12/19/07)
REBOUNDS- 16	Miranda,DeAndre vs. Montevallo (12/18/07)
ASSISTS- 10	Mata,Ralph vs Lincoln (11/24/07)
STEALS- 5	Mata,Ralph vs Lincoln (11/24/07)
BLOCKED SHOTS- 3	Torson,John vs. Rockhurst (12/8/07)
	Stoeker,Mike vs Tabor (11/23/07)
	Vanselow,Zack vs Tabor (11/23/07)
TURNOVERS- 9	Wayne McPike vs Hannibal LaGrange (11/28/07)
FOULS- 5	Five times

Team and Opponents Highs

Mules:

POINTS	92	vs Tabor (11/23/07)
FIELD GOALS MADE	36	vs Tabor (11/23/07)
FIELD GOAL ATT	72	vs Tabor (11/23/07)
FG PERCENTAGE	.500 (36-72)	vs Tabor (11/23/07)
3 PT FG MADE	12	vs Tabor (11/23/07)
3 PT FG ATTEMPTS	28	vs Tabor (11/23/07)
3 PT FG PERCENTAGE	.429 (12-28)	vs Tabor (11/23/07)
FREE THROWS MADE	25	vs. Washburn (1/5/08)
FREE THROW ATT	33	vs. Rockhurst (12/8/07)
FT PERCENTAGE	.846 (11-13)	vs Rollins (12/19/07)
REBOUNDS	52	vs Lincoln (11/24/07)
ASSISTS	28	vs Tabor (11/23/07)
STEALS	21	vs. St. Mary's (12/1/07)
BLOCKED SHOTS	7	vs Monmouth (Ill.) (11/17/07)
TURNOVERS	20	vs Montevallo (12/18/07)
FOULS	24	vs. Rockhurst (12/8/07)

Opponents:

POINTS	83	vs. Rockhurst (12/8/07)
		vs. Rollins (12/19/07)
FIELD GOALS MADE	28	vs. Rollins (12/19/07)
FIELD GOAL ATT	67	vs Lincoln (11/24/07)
		vs. Montevallo (12/18/07)
FG PERCENTAGE	.532 (25-47)	vs. Rockhurst (12/8/07)
3 PT FG MADE	13	vs. Rollins (12/19/07)
3 PT FG ATTEMPTS	26	vs Monmouth (Ill.) (11/17/07)
		vs. Rollins (12/19/07)
3 PT FG PERCENTAGE	.545 (6-11)	vs Hannibal LaGrange (11/28/07)
FREE THROWS MADE	29	vs. Rockhurst (12/8/07)
FREE THROW ATT	33	vs. Rockhurst (12/8/07)
		vs. Washburn (1/5/08)
FT PERCENTAGE	.879 (29-33)	vs. Rockhurst (12/8/07)
REBOUNDS	41	vs. Montevallo (12/18/07)
ASSISTS	20	vs. Rollins (12/19/07)
STEALS	8	vs. Montevallo (12/18/07)
BLOCKED SHOTS	6	vs. Tabor (11/23/07)
		vs. Washburn (1/5/08)
TURNOVERS	28	vs. Avila (12/29/07)
FOULS	28	vs. Rockhurst (12/8/07)

Team and Opponents Lows

Mules:

POINTS	64	vs. St. Mary's (12/1/07)
FIELD GOALS MADE	21	vs. Montevallo (12/18/07)
FIELD GOAL ATT	52	vs. Montevallo (12/18/07)
FG PERCENTAGE	.348 (23-66)	vs. Rockhurst (12/8/07)
3 PT FG MADE	3	vs. St. Mary's (12/1/07)
3 PT FG ATTEMPTS	14	vs Lincoln (11/24/07)
		at Pittsburg State (1/2/08)
3 PT FG PERCENTAGE	.136 (3-22)	vs. St. Mary's (12/1/07)
FREE THROWS MADE	8	vs Tabor (11/23/07)
FREE THROW ATT	12	vs Tabor (11/23/07)
FT PERCENTAGE	.591 (13-22)	vs. St. Mary's (12/1/07)
REBOUNDS	32	vs Hannibal LaGrange (11/28/07)
ASSISTS	8	vs. Washburn (1/5/08)
STEALS	5	vs Lincoln (11/24/07)
BLOCKED SHOTS	0	vs. Rollins (12/19/07)
TURNOVERS	6	vs Hannibal LaGrange (11/28/07)
FOULS	9	vs. St. Mary's (12/1/07)

Opponents:

POINTS	42	vs. St. Mary's (12/1/07)
FIELD GOALS MADE	16	vs Tabor (11/23/07)
FIELD GOAL ATT	46	vs. St. Mary's (12/1/07)
FG PERCENTAGE	.271 (16-59)	vs Tabor (11/23/07)
3 PT FG MADE	2	vs. Avila (12/29/07)
3 PT FG ATTEMPTS	11	vs. Rockhurst (12/8/07)
		vs Hannibal LaGrange (11/28/07)
3 PT FG PERCENTAGE	.167 (2-12)	vs. Avila (12/29/07)
FREE THROWS MADE	5	vs Lincoln (11/24/07)
		vs. St. Mary's (12/1/07)
FREE THROW ATT	6	vs. St. Mary's (12/1/07)
FT PERCENTAGE	.429 (6-14)	vs. Montevallo (12/18/07)
REBOUNDS	25	vs Lincoln (11/24/07)
ASSISTS	6	vs. Avila (12/29/07)
STEALS	0	vs Hannibal LaGrange (11/28/07)
BLOCKED SHOTS	1	vs. Avila (12/29/07)
TURNOVERS	10	vs. Washburn (1/5/08)
FOULS	13	vs Tabor (11/23/07)

2007-2008 Mules Game-By-Game Leaders

Opponent	Date	Score	WL	ATTEND	POINTS	REBOUNDS	ASSISTS	STEALS	BLOCKS
MONMOUTH COLLEGE	11/17/07	87-60	W	1900	13-Luellen,Tremaine	7-Wollbrinck,Kevin	4-Byrd,De'Andre	3-Miller,Josiah	3-Wollbrinck,Kevin
TABOR COLLEGE	11/23/07	92-46	W	1100	15-Taylor,Carvelle	9-Thomas,Skip	9-Miller,Josiah	3-Oakley,Tyler	2-Byrd,De'Andre
LINCOLN	11/24/07	79-63	W	1150	22-Luellen,Tremaine	11-Luellen,Tremaine	5-Wollbrinck,Kevin	2-Byrd,De'Andre	1-Thomas,Skip
HANNIBAL LAGRANGE	11/28/07	65-54	W	1800	15-Wollbrinck,Kevin	9-Wollbrinck,Kevin	5-Miller,Josiah	3-Taylor,Carvelle	2-Thomas,Skip
ST. MARYS	12/1/07	64-42	W	1900	14-Thomas,Skip	9-Thomas,Skip	2-Taylor,Carvelle	5-Wollbrinck,Kevin	4-Thomas,Skip
at Rockhurst	12/08/07	75-83	L	625	18-Young,Joe	9-Wollbrinck,Kevin	5-Young,Joe	5-Byrd,De'Andre	1-Oakley,Tyler
vs Montevallo	12/18/07	66-60	W	55	15-Young,Joe	12-Thomas,Skip	4-Wollbrinck,Kevin	2-Wollbrinck,Kevin	4-Thomas,Skip
vs Rollins	12/19/07	79-83	L	130	17-Young,Joe	9-Thomas,Skip	6-Byrd,De'Andre	2-Miller,Josiah	None
AVILA	12/29/07	89-57	W	1150	14-Byrd,De'Andre	8-Wollbrinck,Kevin	5-Byrd,De'Andre	5-Byrd,De'Andre	2-Henderson,Esian
at Pittsburg State	1/2/08	74-63	W	2567	19-Young,Joe	7-Wollbrinck,Kevin	5-Wollbrinck,Kevin	2-Thomas,Skip	1-Luellen,Tremaine
at Washburn	01/05/08	76-82	L	3350	19-Byrd,De'Andre	10-Thomas,Skip	2-Byrd,De'Andre	3-Byrd,De'Andre	2-Thomas,Skip

2007-2008 MIAA Preseason Coaches Poll

School	Points
1. Northwest Missouri (9)	81
2. Central Missouri (1)	68
3. Pittsburg State	65
4. Emporia State	51
5. Missouri Western	41
6. Southwest Baptist	35
7. Fort Hays State	34
8. Truman	27
9. Washburn	26
10. Missouri Southern	22

Points awarded on a 9-8-7-6-5-4-3-2-1 basis.

First place votes in parentheses ()

Coaches could not vote for their own school.

21 - Paul Banister
Forward

6-8 * 225 * Senior-3L

Wildwood, Missouri * Lafayette High School



As a Senior: Has played in five games.

As a Junior: Played in 18 games as a junior, averaging 5.8 minutes per game... He logged a season high 17 minutes against Bacone College (Nov 24) and had a season-high five rebounds against St. Edwards (Mar 10) in the first round of the NCAA Tournament... also played a big role in the MIAA Championship game, coming off the bench for eight minutes of play to defeat Pittsburg State (Mar 4).

As a Sophomore: He appeared in eight games, averaging just over three minutes per outing ... he had a season-high five rebounds and 11 minutes vs. Haskell Indian Nations and a career-best two assists vs. William Penn.

As a Freshman: He appeared in 12 games as a freshman in 2004-05, seven in conference action ... he averaged 0.8 points and 1.3 rebounds per game ... he had a season-high four points and eight rebounds vs. Westminster ... he played 18 minutes in that contest, the only time he went into double-digits all season ... he also had a blocked shot, a steal, and an assist ... he also had three points vs. St. Edward's and three rebounds vs. Missouri-Rolla.

In High School: Lettered all four years for head coach Dave Porter ... as a senior he averaged 6.1 points and 8.1 rebounds per game while hitting 56 percent of his field goals ... his numbers went up to 8.0 points and 10.1 boards in conference action, as he helped lead Lafayette High to a 28-4 record and a third place finish at the Missouri Class 5 State Tournament ... earned all-conference and all-district honors as a sophomore, junior, and senior, and as a senior was also nominated for McDonald's All-America accolades ... a solid student-athlete out of Lafayette, came on an academic scholarship in addition to his athletic aid.

Career Highs	
Points	4 vs. Westminster, 11/26/04
Rebounds	8 vs. Westminster, 11/26/04
Assists	2 vs. William Penn, 11/22/05
Field Goals Made	2 vs. Westminster, 11/26/04
3-Point FGs Made	-0-
Free Throws Made	1 vs. Ashland, 12/18/04; vs. St. Edward's 11/27/04; vs. William Penn, 11/22/05, vs. ENMU 11/25/06
Blocked Shots	1 vs. Westminster, 11/26/04; vs. Hannibal-LaGrange, 11/15/05; vs. Haskell, 11/25/05; vs. Missouri Southern, 1/6/07; vs. Tabor, 11/23/07

Personal: Business major with a 3.65 GPA ... born July 23, 1985 ... son of Ron and Terri Banister... He is also the president of the SAAC.

Career Statistics

Year	GP	GS	Min	Avg	----Total----			--- 3-Point---			---Rebounds---														
					FG	FGA	Pct	FG	FGA	Pct	FT	FTA	Pct	Off	Def	Tot	Avg	PF	FO	Ast	TO	Blk	Stl	Pts	Avg
2004-05	12	0	43	3.6	4	11	.364	0	1	.000	2	4	.500	8	7	15	1.3	10	0	2	3	1	1	10	0.8
2005-06	8	0	27	3.4	2	2	1.000	0	0	.000	1	4	.250	3	6	9	1.1	7	0	3	5	3	1	5	0.6
2006-07	18	0	104	5.8	5	8	.625	0	1	.000	2	5	.400	6	13	19	1.1	8	0	3	5	2	2	12	0.7
2007-08	5	0	35	7.0	2	5	.400	0	0	.000	0	1	.000	2	4	6	1.2	5	0	3	3	1	1	4	0.8
TOTAL	43	0	209	4.9	13	26	.500	0	2	.000	5	14	.357	19	30	49	1.1	30	0	11	16	7	5	31	0.7

2007-08 Individual Game-by-Game

Opponent	Date	GS	Min	FG	FGA	Pct	3FG	FGA	Pct	FT	FTA	Pct	Off	Def	Tot	Avg	PF	FO	A	TO	Blk	Stl	Pts	Avg
MONMOUTH (ILL.)	11/17/07		8	1	3	.333	0	0	.000	0	0	.000	2	2	4	4.0	2	0	1	0	0	0	2	2.0
TABOR COLLEGE	11/23/07		10	0	0	.000	0	0	.000	0	0	.000	0	1	1	2.5	2	0	1	1	1	1	0	1.0
LINCOLN	11/24/07		0	0	0	.000	0	0	.000	0	0	.000	0	0	0	1.7	0	0	0	0	0	0	0	0.7
ST. MARYS	12/1/07		4	0	0	.000	0	0	.000	0	1	.000	0	0	0	1.3	0	0	0	1	0	0	0	0.5
AVILA	12/29/07		13	1	2	.500	0	0	.000	0	0	.000	0	1	1	1.2	1	0	1	1	0	0	2	0.8
Totals		0	35	2	5	.400	0	0	.000	0	1	.000	2	4	6	1.2	5	0	3	3	1	1	4	0.8

54 - Walter Battle
Forward
6-6 * 265 * Junior-Tr

Chicago, Illinois * Labette (Kan.) Community College

As a Junior: Came in off a preseason injury... has played in nine games.

Before UCM: Played for head coach Armando Johnson and earned Jayhawk Conference Freshman of the Year after averaging 16.4 points and eight rebounds per game... also grabbed second-team all-conference for his performance as a freshman... played though injuries as a sophomore to average 10.4 points and 8.6 boards per outing... Preseason No. 9 ranked player by Juco Junction... attended Simeon Vocational School in Chicago... also participated in martial arts and possesses a third degree black belt.

Personal: Criminal Justice major... born September 7, 1983 ... son of the late Walter Battle and Debra Kelly.



Career Highs

Points5 vs. Montevallo, 12/18/07
Rebounds5 vs. Washburn, 1/5/08
Assists2 vs. Rockhurst, 12/8/07
Field Goals Made2, vs. Pittsburg State, 1/2/08
3-Point FGs Made-0-
Free Throws Made3 vs. Montevallo, 12/18/07
Steals1, three times, last vs. Montevallo, 12/18/07
Blocked Shots ..1 vs. Monmouth, 11/17/07; vs. Montevallo, 12/18/07

Career Statistics

Year.....	GP	GS	Min	Avg	----Total----			--- 3-Point---			---Rebounds---														
					FG	FGA	Pct	FG	FGA	Pct	FT	FTA	Pct	Off	Def	Tot	Avg	PF	FO	Ast	TO	Blk	Stl	Pts	Avg
2007-08.....	9	0	79	8.8	7	17	.412	0	0	.000	7	13	.538	6	10	16	1.8	10	1	3	7	2	3	21	2.3

2007-08 Individual Game-by-Game

Opponent	Date	GS	Min	FG	FGA	Pct	3FG	FGA	Pct	FT	FTA	Pct	Off	Def	Tot	Avg	PF	FO	A	TO	Blk	Stl	Pts	Avg
MONMOUTH (ILL.)	11/17/07		5	1	11.000	0	0	0.000	1	2	.500	1	1	2	2.0	0	0	0	2	1	1	1	3	3.0
LINCOLN	11/24/07		5	0	0.000	0	0	0.000	0	0	0.000	0	0	0	1.0	1	0	0	1	0	0	0	0	1.5
HANNIBAL-LAGRANGE	11/28/07		9	1	2.500	0	0	0.000	1	2	.500	1	2	3	1.7	0	0	0	1	0	0	3	2.0	
ST. MARYS	12/1/07		11	1	2.500	0	0	0.000	0	0	0.000	0	2	2	1.8	2	0	0	2	0	1	2	2.0	
at Rockhurst	12/08/07		7	0	1.000	0	0	0.000	0	0	0.000	0	0	0	1.4	1	0	2	1	0	0	0	1.6	
vs Montevallo	12/18/07		10	1	3.333	0	0	0.000	3	6	.500	1	1	2	1.5	0	0	0	0	1	1	1	5	2.2
vs Rollins	12/19/07		5	0	2.000	0	0	0.000	0	0	0.000	1	0	1	1.4	0	0	1	0	0	0	0	0	1.9
at Pittsburg State	1/2/08		11	2	4.500	0	0	0.000	0	1	1.000	0	1	1	1.4	5	1	0	0	0	0	4	2.1	
at Washburn	1/5/08		16	1	2.500	0	0	0.000	2	21	.095	2	3	5	1.8	1	0	0	0	0	0	4	2.3	
Totals		0	79	7	17.412	0	0	0.000	7	13	.538	6	10	16	1.8	10	1	3	7	2	3	21	2.3	

23 - De'Andre Byrd
Guard


6-2 * 198 * Junior-Tr

Cincinnati, Ohio * Vincennes (Ind.) University

As a Junior: Has seen action in every game, starting the last five at point guard... tallied 14 points, along with five assists and five steals against Avila (Dec. 29)... followed that with 15 points against No. 16 Pittsburg State (Jan. 2)... Tallied a career-high 19 points against No. 25 Washburn (Jan. 5)...

Before UCM: Played for head coach Everick Sullivan, earning all-region and was team captain two years... helped the squad to the national tournament and averaged nine points, six assists, and five rebounds per game... attended Taft Technology High School in Cincinnati and played there for head coach Mark Mitchell... earned all-conference as a sophomore, junior and senior while grabbing league MVP honors in his final two seasons... also garnered third-team all-state and second-team all-state in his final two years, winning the conference title both years as well... as a senior, he was a McDonalds All-American nominee and averaged 16 points, eight rebounds, seven assists, and three steals per outing... Street & Smith named him a top five player in Cincinnati... also lettered two seasons for the football squad.

Personal: Undecided on a major... son of Kevin Britten and Rhonda Byrd.



Career Highs

Points19, vs. Washburn, 1/5/08
Rebounds7, vs. Lincoln, 11/24/07
Assists6, vs. Rollins, 12/19/07
Field Goals Made8, vs. Washburn, 1/5/08
3-Point FGs Made3, vs. Avila, 12/29/07; vs. Washburn, 1/5/08
Free Throws Made5, vs. St. Mary's, 12/1/07
Steals5, at Rockhurst, 12/8/07; vs. Avila, 12/29/07
Blocked Shots2, vs. Tabor, 11/23/07

Career Statistics

Year.....	GP	GS	Min	Avg	----Total----			--- 3-Point---			---Rebounds---										Pts	Avg			
					FG	FGA	Pct	FG	FGA	Pct	FT	FTA	Pct	Off	Def	Tot	Avg	PF	FO	Ast			TO	Blk	Stl
2007-08.....	11	6	224	20.4	31	65	.477	9	20	.450	18	32	.563	16	25	41	3.7	24	2	28	14	6	25	89	8.1

2007-08 Individual Game-by-Game

Opponent	Date	GS	Min	FG	FGA	Pct	3FG	FGA	Pct	FT	FTA	Pct	Off	Def	Tot	Avg	PF	FO	A	TO	Blk	Stl	Pts	Avg	
MONMOUTH (ILL.)	11/17/07	*	17	1	7	.143	0	3	.000	0	1	.000	2	2	4	4.0	1	0	4	1	0	1	2	2.0	
TABOR COLLEGE	11/23/07		14	1	2	.500	0	1	.000	0	0	.000	0	2	2	3.0	3	0	1	1	2	2	2	2.0	
LINCOLN	11/24/07		19	2	7	.286	0	0	.000	2	6	.333	5	2	7	4.3	0	0	3	1	0	2	6	3.3	
HANNIBAL-LAGRANGE	11/28/07		7	1	4	.250	0	1	.000	0	0	.000	0	0	0	3.3	1	0	0	1	1	1	2	3.0	
ST. MARYS	12/1/07		14	0	1	.000	0	0	.000	5	7	.714	2	2	4	3.4	0	0	1	0	0	2	5	3.4	
at Rockhurst	12/08/07		26	1	5	.200	0	0	.000	4	7	.571	3	3	6	3.8	5	1	2	2	0	5	6	3.8	
vs Montevallo	12/18/07	*	20	2	3	.667	0	0	.000	3	4	.750	1	2	3	3.7	4	0	4	3	1	2	7	4.3	
vs Rollins	12/19/07	*	22	4	6	.667	2	21	.000	1	11	.000	1	1	2	3.5	5	1	6	0	0	2	11	5.1	
AVILA	12/29/07	*	22	5	8	.625	3	5	.600	1	2	.500	0	3	3	3.4	0	0	5	1	0	5	14	6.1	
at Pittsburg State	1/2/08	*	27	6	8	.750	1	2	.500	2	3	.667	2	3	5	3.6	3	0	0	2	1	0	15	7.0	
at Washburn	1/5/08	*	36	8	14	.571	3	6	.500	0	1	.000	0	5	5	3.7	2	0	2	2	1	3	19	8.1	
Totals			6	224	31	65	.477	9	20	.450	18	32	.563	16	25	41	3.7	24	2	28	14	6	25	89	8.1

15 - Fred Dudley
Forward
6-4 * 187 * Senior-1L



South Bend, Indiana * Kirkwood (Iowa) Community College

As a Senior: Has played in every game, scoring 10 against Tabor (Nov. 23)... Set a career-high with 16 points against fourth ranked Rollins (Dec. 19)...

As a Junior: Played in every game... scored a career-high 11 points against Washburn (Feb 24) to clinch a share of the MIAA regular season title... had 10 points against Sterling (Dec 20)... averaged 5.6 points per game and hit 27 three pointers in MIAA play... also had 10 against Missouri Western (Jan 10) ... did it again vs. Missouri Southern (Feb 14).

At Kirkwood: A third-team junior college All-American, Dudley helped Kirkwood Community College to conference and regional titles last season. He averaged 15.4 points per game and six boards per outing while earning first-team all-region and making the all-tournament teams on both the regional and national levels. Dudley also participated in the NJCAA All-Star Game that season. He attended LaSalle High School in South Bend, Ind.

Personal: Accounting major... born June 10, 1980 ... son of Leslie... he and his wife Tiffany have a one-year old son, Fred Dudley III.

Career Highs

Points16, vs. Rollins, 12/19/07
Rebounds6, vs. Tabor, 11/23/07
Assists5 vs. Missouri Western, 1/10/07
Field Goals Made6, vs. Rollins, 12/19/07
3-Point FGs Made4, vs. Rollins, 12/19/07
Free Throws Made2, at Northwest Missouri, 2/3/07
Steals2 , five times, last vs. Washburn, 1/5/08
Blocked Shots1 vs. Missouri Southern, 1/6/07; vs. Missouri Western, 1/10/07; vs. Tabor, 11/23/07; vs. Avila, 12/29/07

Career Statistics

Year	GP	GS	Min	Avg	[----Total----]			[--- 3-Point---]			[---Rebounds---														
					FG	FGA	Pct	FG	FGA	Pct	FT	FTA	Pct	Off	Def	Tot	Avg	PF	FO	Ast	TO	Blk	Stl	Pts	Avg
2006-07	35	0	618	17.7	54	156	.346	40	123	.325	5	10	.500	13	47	60	1.7	26	0	23	26	3	16	153	4.4
2007-08	11	3	138	12.5	20	50	.400	11	34	.324	0	2	.000	10	15	25	2.3	9	0	9	7	2	4	51	4.6
TOTAL	46	3	756	16.4	74	206	.359	51	157	.325	5	12	.417	23	62	85	1.8	35	0	32	33	5	20	204	4.4

2007-08 Individual Game-by-Game

Opponent	Date	GS	Min	FG	FGA	Pct	3FG	FGA	Pct	FT	FTA	Pct	Off	Def	Tot	Avg	PF	FO	A	TO	Blk	Stl	Pts	Avg
MONMOUTH (ILL.)	11/17/07		15	4	6	.667	1	2	.500	0	0	.000	1	1	2	2.0	0	0	0	0	0	1	9	9.0
TABOR COLLEGE	11/23/07		14	4	7	.571	2	4	.500	0	0	.000	2	4	6	4.0	0	0	2	1	1	0	10	9.5
LINCOLN	11/24/07		8	0	1	.000	0	1	.000	0	0	.000	1	3	4	4.0	0	0	1	4	0	0	0	6.3
HANNIBAL-LAGRANGE	11/28/07		11	0	5	.000	0	4	.000	0	0	.000	1	2	3	3.8	1	0	0	0	0	0	0	4.8
ST. MARYS	12/1/07		13	1	3	.333	1	3	.333	0	0	.000	0	3	3	3.6	0	0	1	0	0	0	3	4.4
at Rockhurst	12/08/07		12	3	4	.750	2	3	.667	0	2	.000	3	0	3	3.5	1	0	1	0	0	0	8	5.0
vs Montevallo	12/18/07		9	0	2	.000	0	2	.000	0	0	.000	0	1	1	3.1	0	0	0	1	0	1	0	4.3
vs Rollins	12/19/07		27	6	13	.462	4	10	.400	0	0	.000	2	0	2	3.0	3	0	2	0	0	0	16	5.8
AVILA	12/29/07	*	10	2	6	.333	1	3	.333	0	0	.000	0	1	1	2.8	0	0	2	0	1	0	5	5.7
at Pittsburg State	1/2/08	*	10	0	2	.000	0	1	.000	0	0	.000	0	0	0	2.5	2	0	0	1	0	0	0	5.1
at Washburn	1/5/08	*	9	0	1	.000	0	1	.000	0	0	.000	0	0	0	2.3	2	0	0	0	0	2	0	4.6
Totals		3	138	20	50	.400	11	34	.324	0	2	.000	10	15	25	2.3	9	0	9	7	2	4	51	4.6

10 - Nathan Frazier
Guard
6-1 * 170 * Junior-2L

Versailles, Missouri * Versailles High School



As a Junior: Has played in eight games at guard... Had a season-high 10 points against No. 25 Washburn (Jan. 5)...

As a Sophomore: Suffered a season ending injury after playing minutes at the point in 17 of the first 18 games... tied a career-high with seven points against Central Methodist before besting that with 11 against Sterling College for his first-ever double figure performance.

As a Freshman: Saw action in six games... He suffered a broken hand vs. William Penn and after missing eight contests made his return vs. Southwestern Oklahoma ... he averaged 1.5 points and 0.5 rebounds in 7.0 minutes of action per game... in the exhibition vs. Livin' the Dream he had 15 points, four rebounds, and a team-high six assists.

In High School: He was a two-time all-state pick at Versailles High School after a record-breaking career ... a three-year starter, is the school's all-time leader in steals, is second in assists, and finished with 1,441 points ... he shot a record 53 percent from three-point land as a junior and averaged 19.8 points per game as a senior ... he was also named all-district and all-conference in his final three years, and as a senior was all-state.

Personal: Computer Information Systems major with a 3.11 GPA ... born November 10, 1986 ... son of Steve and Tara Grantham.

Career Highs

Points11 vs. Sterling College, 12/20/06
Rebounds6 vs. Avila, 12/29/07
Assists3, three times, last vs. Monmouth, 11/17/07
Field Goals Made4 vs. Sterling College, 12/20/06
3-Point FGs Made3 vs. Sterling College, 12/20/06
Free Throws Made4 vs. Monmouth, 11/17/07
Steals3 vs. Westminster College, 12/5/06
Blocked Shots1, vs. Avila, 12/29/07

Career Statistics

Year	GP	GS	Min	Avg	----Total----			--- 3-Point---			---Rebounds---														
					FG	FGA	Pct	FG	FGA	Pct	FT	FTA	Pct	Off	Def	Tot	Avg	PF	FO	Ast	TO	Blk	Stl	Pts	Avg
2005-06	6	0	42	7.0	2	6	.333	0	1	.000	5	9	.556	1	2	3	0.5	7	0	6	3	0	1	9	1.5
2006-07	17	0	190	11.2	19	36	.528	9	21	.429	10	15	.667	0	12	12	0.7	13	0	15	20	0	7	57	3.4
2007-08	9	0	107	11.9	7	18	.389	3	9	.333	15	19	.789	8	5	13	1.4	7	0	10	5	1	4	32	3.6
TOTAL	32	0	339	10.6	28	60	.467	12	31	.387	30	43	.698	9	19	28	0.9	27	0	31	28	1	12	98	3.1

2007-08 Individual Game-by-Game

Opponent	Date	GS	Min	FG	FGA	Pct	3FG	FGA	Pct	FT	FTA	Pct	Off	Def	Tot	Avg	PF	FO	A	TO	Blk	Stl	Pts	Avg
MONMOUTH (ILL.)	11/17/07		16	0	3	.000	0	2	.000	4	4	1.000	0	0	0	0.0	1	0	3	1	0	1	4	4.0
TABOR COLLEGE	11/23/07		9	0	1	.000	0	1	.000	1	2	.500	1	0	1	0.5	1	0	2	1	0	1	1	2.5
LINCOLN	11/24/07		1	0	0	.000	0	0	.000	0	0	.000	0	0	0	0.3	0	0	0	0	0	0	0	1.7
HANNIBAL-LAGRANGE	11/28/07		23	2	3	.667	1	2	.500	0	2	1.000	2	1	3	1.0	2	0	2	0	0	0	5	2.5
ST. MARY'S	12/1/07		13	1	3	.333	1	11	.000	2	21	.000	1	0	1	1.0	0	0	0	0	0	0	5	3.0
at Rockhurst	12/08/07		9	1	2	.500	0	0	.000	0	0	.000	1	1	2	1.2	0	0	0	1	0	0	2	2.8
AVILA	12/29/07		13	1	2	.500	0	1	.000	3	31	.000	3	3	6	1.9	2	0	1	2	1	1	5	3.1
at Pittsburg State	1/2/08		8	0	0	.000	0	0	.000	0	0	.000	0	0	0	1.6	0	0	1	0	0	1	0	2.8
at Washburn	1/5/08		15	2	4	.500	1	2	.500	5	6	.833	0	0	0	1.4	1	0	1	0	0	0	10	3.6
Totals		0	107	7	18	.389	3	9	.333	15	19	.789	8	5	13	1.4	7	0	10	5	1	4	32	3.6

30 - Esian Henderson
Forward


6-7 * 189 * Junior-Tr

Kansas City, Missouri * North Central Missouri College

As a Junior: Has seen action in four games...

Before UCM: The Kansas City native averaged 14.1 points and 6.4 rebounds per outing for head coach Steve Richman... He also earned a selection to the all-region team last season as a sophomore, helping his squad to an 18-10 mark... graduated from Ruskin High School in Kansas City.

Personal: Business Marketing major... born June 14, 1985 ... son of Cynthia Taylor.



Career Highs

Points 2, three times, last vs. Avila, 12/29/07
Rebounds 2 vs. Tabor, 11/23/07
Assists 1 vs. Tabor, 11/23/07
Field Goals Made 1 vs. Tabor, 11/23/07; vs. Avila, 12/29/07
3-Point FGs Made 0-
Free Throws Made 2 vs. Monmouth, 11/17/07
Steals 1, vs. Avila, 12/29/07
Blocked Shots 2, vs. Avila, 12/29/07

Career Statistics

Year.....	GP	GS	Min	Avg	----Total----			--- 3-Point---			---Rebounds---			PF	FO	Ast	TO	Blk	Stl	Pts	Avg				
					FG	FGA	Pct	FG	FGA	Pct	FT	FTA	Pct									Off	Def	Tot	Avg
2007-08.....	4	0	24	6.0	2	7	.286	0	2	.000	2	2	1.000	0	3	3	0.8	3	0	1	1	2	1	6	1.5

2007-08 Individual Game-by-Game

Opponent	Date	GS	Min	FG	FGA	Pct	3FG	FGA	Pct	FT	FTA	Pct	Off	Def	Tot	Avg	PF	FO	A	TO	Blk	Stl	Pts	Avg
MONMOUTH (ILL.)	11/17/07		3	0	2	.000	0	1	.000	2	2	1.000	0	0	0	0.0	0	0	0	0	0	0	2	2.0
TABOR COLLEGE	11/23/07		5	1	11	.000	0	0	.000	0	0	.000	0	2	2	1.0	2	0	1	1	0	0	2	2.0
ST. MARYS	12/1/07		1	0	0	.000	0	0	.000	0	0	.000	0	0	0	0.7	0	0	0	0	0	0	0	1.3
AVILA	12/29/07		15	1	4	.250	0	1	.000	0	0	.000	0	1	1	0.8	1	0	0	0	2	1	2	1.5
Totals		0	24	2	7	.286	0	2	.000	2	2	1.000	0	3	3	0.8	3	0	1	1	2	1	6	1.5

11 - Victor Lee
Guard

6-1 * 177 * Junior-2L

Lee's Summit, Missouri * Raymore-Peculiar High School


As a Junior: Saw action in four games, recording first career three pointer against Tabor...

As a Sophomore: Played in 13 games, averaging three minutes per outing... logged a career-high 12 minutes against Bacone... also had two steals against Central Methodist and two rebounds against Eastern New Mexico.

As a Freshman: He made the team as a walk-on and appeared in six games ... scored his first bucket vs. Haskell Indian Nations, when he also grabbed his first two collegiate rebounds ... had a blocked shot in his first college game vs. Hannibal-LaGrange.

In High School: A two-time all-conference pick for head coach Ryan Moody at Raymore-Peculiar High School ... he also earned the Hustle Award at both the Liberty and William Jewell Tournaments his senior year ... he helped lead Ray-Pec to the Suburban Small Eight Conference title.

Personal: Business Education/Broadcasting Media major ... born November 21, 1986 ... son of Victor and Sharon Lee.



Career Highs

Points	3, vs. Tabor, 11/23/07
Rebounds	2 vs. Haskell Indian Nations, 11/25/05, vs. Eastern New Mexico, 11/25/06; vs. Avila, 12/29/07
Assists	2 vs. Haskell Indian Nations, 11/25/05
Field Goals Made	1, 4 times, last vs. Tabor, 11/23/07
3-Point FGs Made	1 vs. Tabor, 11/23/07
Free Throws Made	2, vs. Missouri Southern, 2/14/07
Steals	2 vs. Central Methodist, 11/21/06
Blocked Shots	1 vs. Hannibal LaGrange, 11/15/05

Career Statistics

Year	GP	GS	Min	Avg	----Total----			--- 3-Point---			---Rebounds---														
					FG	FGA	Pct	FG	FGA	Pct	FT	FTA	Pct	Off	Def	Tot	Avg	PF	FO	Ast	TO	Blk	Stl	Pts	Avg
2005-06	6	0	24	4.0	1	8	.125	0	5	.000	0	0	.000	0	2	2	0.3	3	0	2	0	1	1	2	0.3
2006-07	13	0	39	3.0	2	11	.182	0	6	.000	2	2	1.000	0	4	4	0.3	4	0	0	1	0	2	6	0.5
2007-08	4	0	8	2.0	1	3	.333	1	11	.000	0	0	.000	0	2	2	0.5	3	0	0	0	0	0	3	0.8
TOTAL	23	0	71	3.1	4	22	.182	1	12	.083	2	2	1.000	0	8	8	0.3	10	0	2	1	1	3	11	0.5

2007-08 Individual Game-by-Game

Opponent	Date	GS	Min	FG	FGA	Pct	3FG	FGA	Pct	FT	FTA	Pct	Off	Def	Tot	Avg	PF	FO	A	TO	Blk	Stl	Pts	Avg
MONMOUTH (ILL.)	11/17/07			2	0	1.000	0	0	0.000	0	0	0.000	0	0	0	0.0	2	0	0	0	0	0	0	0.0
TABOR COLLEGE	11/23/07			3	1	11.000	1	11.000	0	0	0.000	0	0	0	0.0	0	0	0	0	0	0	0	3	1.5
ST. MARYS	12/1/07			1	0	0.000	0	0.000	0	0	0.000	0	0	0	0.0	1	0	0	0	0	0	0	0	1.0
AVILA	12/29/07			2	0	1.000	0	0.000	0	0	0.000	0	2	2	0.5	0	0	0	0	0	0	0	0	0.8
Totals		0		8	1	3.333	1	11.000	0	0	0.000	0	2	2	0.5	3	0	0	0	0	0	0	3	0.8

32 - Tremaine Luellen
Guard

6-4 * 189 * Sophomore-Tr

Memphis, Tennessee * Northeastern Oklahoma A&M College

As a Sophomore: Started the first eight games... recorded first career double-double with 22 point, 11 rebound performance against Lincoln (11/24/07)...

Before UCM: Played for head coach Dustin Grover as a freshman and averaged 13.7 points, 4.0 assists and 4.1 rebounds per game last season to earn all-conference honors... he comes to UCM as a sophomore and is the cousin of former Mules All-MIAA guard Corey Brown... went to Melrose High School in Memphis and averaged 17 points, five assists, and five rebounds a game as a senior.

Personal: Undecided on a major... born February 15, 1984 ... son of Tonya Luellen.



Career Highs

Points22 vs. Lincoln, 11/24/07
Rebounds11 vs. Lincoln, 11/24/07
Assists2, seven times, last vs. Avila, 12/29/07
Field Goals Made9 vs. Lincoln, 11/24/07
3-Point FGs Made3, vs. Avila, 12/29/07
Free Throws Made4, vs. Rollins, 12/19/07
Steals3 vs. St. Mary's, 12/1/07
Blocked Shots1 vs. Monmouth, 11/17/07


Career Statistics

Year.....	GP	GS	Min	Avg	----Total----			--- 3-Point---			---Rebounds---														
					FG	FGA	Pct	FG	FGA	Pct	FT	FTA	Pct	Off	Def	Tot	Avg	PF	FO	Ast	TO	Blk	Stl	Pts	Avg
2007-08.....	11	8	234	21.3	45	90	.500	11	27	.407	14	27	.519	15	31	46	4.2	18	1	17	17	2	11	115	10.5

2007-08 Individual Game-by-Game

Opponent	Date	GS	Min	FG	FGA	Pct	3FG	FGA	Pct	FT	FTA	Pct	Off	Def	Tot	Avg	PF	FO	A	TO	Blk	Stl	Pts	Avg
MONMOUTH (ILL.)	11/17/07	*	20	5	7	.714	2	21	.000	1	3	.333	1	0	1	1.0	3	0	2	1	1	2	13	13.0
TABOR COLLEGE	11/23/07	*	21	4	12	.333	0	1	.000	2	3	.667	1	6	7	4.0	2	0	2	1	0	1	10	11.5
LINCOLN	11/24/07	*	33	9	13	.692	2	5	.400	2	5	.400	2	9	11	6.3	0	0	2	2	0	1	22	15.0
HANNIBAL-LAGRANGE	11/28/07	*	18	4	10	.400	1	4	.250	0	0	.000	0	1	1	5.0	1	0	2	1	0	1	9	13.5
ST. MARYS	12/1/07	*	26	4	10	.400	0	2	.000	0	0	.000	3	1	4	4.8	0	0	1	0	0	3	8	12.4
at Rockhurst	12/08/07	*	19	2	8	.250	0	0	.000	3	7	.429	2	1	3	4.5	4	0	0	2	0	1	7	11.5
vs Montevallo	12/18/07	*	29	6	10	.600	2	5	.400	0	3	.000	4	2	6	4.7	1	0	2	6	0	0	14	11.9
vs Rollins	12/19/07	*	13	1	6	.167	0	2	.000	4	4	1.000	1	2	3	4.5	1	0	2	0	0	0	6	11.1
AVILA	12/29/07		15	5	6	.833	3	3	1.000	0	0	.000	0	2	2	4.2	0	0	2	2	0	2	13	11.3
at Pittsburg State	1/2/08		30	3	5	.600	1	2	.500	2	2	1.000	1	4	5	4.3	1	0	2	1	1	0	9	11.1
at Washburn	1/5/08		10	2	3	.667	0	1	.000	0	0	.000	0	3	3	4.2	5	1	0	1	0	0	4	10.5
Totals			8	234	45	.500	11	27	.407	14	27	.519	15	31	46	4.2	18	1	17	17	2	11	115	10.5

3 - Josiah Miller
Guard
5-11 * 175 * Junior-Tr



Muncie, Indiana * John A. Logan (Ill.) Community College

As a Junior: Has played in every game... recorded season-high nine assists against Tabor College (11/23/07)... tallied a career-high 10 points against Avila (Dec. 29)...

Before UCM: The Great Rivers Athletic Conference Player of the Year, Miller helped head coach Mark Imhoff's squad to a 27-5 overall record and a sixth place national finish last season... He also earned all-region and all-conference accolades and averaged 14.5 points and hit 55 percent of his shots last season... In his first season there, he was named the conference freshman of the year... attended Muncie Central High School and helped his squad to a conference title and a state runner-up finish while being named a top 40 player in Indiana.

Personal: Business Management major... born March 21, 1986 ... son of Johnny and Leah Miller.

Career Highs

Points10 vs. Avila, 12/29/07
Rebounds5 vs. Tabor, 11/23/07
Assists9 vs. Tabor, 11/23/07
Field Goals Made3, three times, last vs. Avila, 12/29/07
3-Point FGs Made1, four times, last vs. Avila, 12/29/07
Free Throws Made4, vs. Avila, 12/29/07
Steals3, two times, last vs. Tabor, 11/23/07
Blocked Shots0

Career Statistics

Year	GP	GS	Min	Avg	----Total----			--- 3-Point---			---Rebounds---			PF	FO	Ast	TO	Blk	Stl	Pts	Avg				
					FG	FGA	Pct	FG	FGA	Pct	FT	FTA	Pct									Off	Def	Tot	Avg
2007-08	11	5	172	15.6	16	41	.390	5	19	.263	13	18	.722	3	18	21	1.9	19	0	28	13	0	13	50	4.5

2007-08 Individual Game-by-Game

Opponent	Date	GS	Min	FG	FGA	Pct	3FG	FGA	Pct	FT	FTA	Pct	Off	Def	Tot	Avg	PF	FO	A	TO	Blk	Stl	Pts	Avg
MONMOUTH (ILL.)	11/17/07		12	3	6	.500	1	3	.333	1	2	.500	0	1	1	1.0	0	0	1	0	0	3	8	8.0
TABOR COLLEGE	11/23/07	*	19	3	5	.600	1	3	.333	0	0	.000	0	5	5	3.0	3	0	9	2	0	3	7	7.5
LINCOLN	11/24/07	*	21	1	2	.500	0	1	.000	2	2	1.000	1	2	3	3.0	2	0	3	2	0	0	4	6.3
HANNIBAL-LAGRANGE	11/28/07	*	24	1	7	.143	1	4	.250	2	2	1.000	0	0	0	2.3	2	0	5	0	0	2	5	6.0
ST. MARYS	12/1/07	*	14	2	4	.500	0	2	.000	0	2	.000	1	2	3	2.4	0	0	2	2	0	2	4	5.6
at Rockhurst	12/08/07	*	11	0	3	.000	0	2	.000	0	0	.000	0	0	0	2.0	0	0	2	0	0	0	0	4.7
vs Montevallo	12/18/07		20	0	1	.000	0	0	.000	0	0	.000	0	2	2	2.0	3	0	2	1	0	0	0	4.0
vs Rollins	12/19/07		18	2	4	.500	1	2	.500	2	2	1.000	1	3	4	2.3	4	0	1	3	0	2	7	4.4
AVILA	12/29/07		16	3	7	.429	0	1	.000	4	4	1.000	0	0	0	2.0	2	0	2	2	0	0	10	5.0
at Pittsburg State	1/2/08		13	1	2	.500	1	1	1.000	2	4	.500	0	3	3	2.1	2	0	0	1	0	1	5	5.0
at Washburn	1/5/08		4	0	0	.000	0	0	.000	0	0	.000	0	0	0	1.9	1	0	1	0	0	0	0	4.5
Totals		5	172	16	41	.390	5	19	.263	13	18	.722	3	18	21	1.9	19	0	28	13	0	13	50	4.5


00 - Tyler Oakley
Forward

6-8 * 220 * Freshman-HS

Ozark, Missouri * Ozark High School

As a Freshman: Has played in 10 games...

In high school: A product of Ozark High School, Oakley played for head coach Steve Hunter... averaged 18.3 points and 9.1 rebounds per game as a senior... he garnered first-team all-conference honors in his final three seasons... a two-time all-state pick, he helped his team to a fourth place finish in Missouri and averaged 16.5 points and 10.1 boards per game as a junior... also earned first-team all-district and all-tournament team honors two years in a row at the Coffeyville and Kaminski Classic tournaments... led the team with 49 blocks and hit an outstanding 59 percent from the field as a junior... the class five all-state pick was also a McDonald's All-American Nominee... led the squad to one conference and two district titles and also was a member of the football squad... he earned first-team all-conference two times and second-team all-state once as a wide receiver for the two-time conference and district champion football team.



Personal: Criminal Justice major... born August 2, 1988 ... son of Robert Oakley and Laura Coffey.

Career Highs

Points	.8, twice, last vs. Avila, 12/29/07
Rebounds	.7 vs. Monmouth, 11/17/07
Assists	.3 vs. Tabor, 11/23/07
Field Goals Made	.3, twice, last vs. Avila, 12/29/07
3-Point FGs Made	.0
Free Throws Made	.2, three times, last vs. Avila, 12/29/07
Steals	.3 vs. Tabor, 11/23/07; vs. Avila, 12/29/07
Blocked Shots	.2 vs. Tabor, 11/23/07

Career Statistics

Year	GP	GS	Min	Avg	----Total----			--- 3-Point---			---Rebounds---														
					FG	FGA	Pct	FG	FGA	Pct	FT	FTA	Pct	Off	Def	Tot	Avg	PF	FO	Ast	TO	Blk	Stl	Pts	Avg
2007-08	10	0	116	11.6	11	20	.550	0	0	.000	8	18	.444	9	18	27	2.7	11	0	5	3	4	8	30	3.0

2007-08 Individual Game-by-Game

Opponent	Date	GS	Min	FG	FGA	Pct	3FG	FGA	Pct	FT	FTA	Pct	Off	Def	Tot	Avg	PF	FO	A	TO	Blk	Stl	Pts	Avg
MONMOUTH (ILL.)	11/17/07		18	2	4	.500	0	0	.000	2	4	.500	2	5	7	7.0	1	0	0	1	0	0	6	6.0
TABOR COLLEGE	11/23/07		11	1	11	.000	0	0	.000	1	2	.500	1	2	3	5.0	0	0	3	0	2	3	3	4.5
LINCOLN	11/24/07		2	0	0	.000	0	0	.000	0	0	.000	0	0	0	3.3	0	0	0	0	0	0	0	3.0
HANNIBAL-LAGRANGE	11/28/07		5	0	0	.000	0	0	.000	0	0	.000	0	0	0	2.5	0	0	0	0	0	0	0	2.3
ST. MARYS	12/1/07		11	1	2	.500	0	0	.000	0	0	.000	1	1	2	2.4	1	0	0	1	0	0	2	2.2
at Rockhurst	12/08/07		12	0	1	.000	0	0	.000	0	0	.000	0	3	3	2.5	0	0	0	0	1	0	0	1.8
vs Rollins	12/19/07		17	3	4	.750	0	0	.000	2	3	.667	1	3	4	2.7	2	0	2	0	0	2	8	2.7
AVILA	12/29/07		21	3	6	.500	0	0	.000	2	7	.286	3	1	4	2.9	3	0	0	0	1	3	8	3.4
at Pittsburg State	1/2/08		6	0	0	.000	0	0	.000	0	0	.000	0	1	1	2.7	3	0	0	0	0	0	0	3.0
at Washburn	1/5/08		13	1	2	.500	0	0	.000	1	2	.500	1	2	3	2.7	1	0	0	1	0	0	3	3.0=
Totals		0	116	11	20	.550	0	0	.000	8	18	.444	9	18	27	2.7	11	0	5	3	4	8	30	3.0

Tyler Richardson
Guard

6-1 * 175 * Freshman-Rs


Springfield, Missouri * Kickapoo High School

As a Freshman: Played in seven games... hit two threes against Tabor in second ever game...

In 2006-07: Redshirted after coming into the season with an injury out of high school.

In High School: A first-team All-Ozarks, all-district, all-conference, and all-state selection, Richardson helped Kickapoo High School and coach Roy Green to a runner up finish in the state playoffs as a senior. He led the team with 195 assists last season, including a game where he dished out 16. He also had an outing in which he hit 10 three-pointers. As a junior, he led Kickapoo to a third place finish in state and the title at the Tournament of Champions.

Personal: Business Management major... born February 11, 1988 ... son of Angie Richardson.



Career Highs

Points6 vs. Tabor, 11/23/07; vs. Avila, 12/29/07
Rebounds1 vs. Monmouth, 11/17/07
Assists4 vs. Avila, 12/29/07
Field Goals Made2 vs. Tabor, 11/23/07; vs. Avila, 12/29/07
3-Point FGs Made2 vs. Tabor, 11/23/07; vs. Avila, 12/29/07
Free Throws Made2 vs. Tabor, 11/23/07
Steals2 vs. Avila, 12/29/07
Blocked Shots0

Career Statistics

Year.....	GP	GS	Min	Avg	----Total----			--- 3-Point---			---Rebounds---			PF	FO	Ast	TO	Blk	Stl	Pts	Avg				
					FG	FGA	Pct	FG	FGA	Pct	FT	FTA	Pct									Off	Def	Tot	Avg
2007-08.....	7	0	41	5.9	4	10	.400	4	10	.400	2	2	1.000	0	1	1	0.1	4	0	6	2	0	4	14	2.0

2007-08 Individual Game-by-Game

Opponent	Date	GS	Min	FG	FGA	Pct	3FG	FGA	Pct	FT	FTA	Pct	Off	Def	Tot	Avg	PF	FO	A	TO	Blk	Stl	Pts	Avg
MONMOUTH (ILL.)	11/17/07		7	0	1	.000	0	1	.000	2	2	1.000	0	1	1	1.0	0	0	0	0	0	0	2	2.0
TABOR COLLEGE	11/23/07		8	2	21	.000	2	21	.000	0	0	.000	0	0	0	0.5	2	0	2	1	0	1	6	4.0
HANNIBAL-LAGRANGE	11/28/07		3	0	0	.000	0	0	.000	0	0	.000	0	0	0	0.3	0	0	0	0	0	0	0	2.7
ST. MARYS	12/1/07		3	0	0	.000	0	0	.000	0	0	.000	0	0	0	0.3	0	0	0	0	0	0	0	2.0
AVILA	12/29/07		12	2	4	.500	2	4	.500	0	0	.000	0	0	0	0.2	1	0	4	1	0	2	6	2.8
at Pittsburg State	1/2/08		5	0	2	.000	0	2	.000	0	0	.000	0	0	0	0.2	1	0	0	0	0	1	0	2.3
at Washburn	1/5/08		3	0	1	.000	0	1	.000	0	0	.000	0	0	0	0.1	0	0	0	0	0	0	0	2.0
Totals		0	41	4	10	.400	4	10	.400	2	2	1.000	0	1	1	0.1	4	0	6	2	0	4	14	2.0

5 - Carvelle Taylor
Guard


6-0 * 185 * Junior-Tr

Atlanta, Georgia * Coastal Georgia Community College

As a Junior: Started first three games, played in every game but one... scored a team-high 15 points against Tabor (Nov. 23)...

Before UCM: Was the 13th leading scorer in NJCAA Division I at 21 points per outing last year... Helped head coach Gerald Cox's squad to a 20-12 record while earning first-team all-region and all-conference... also averaged four assists per game as a sophomore... attended Henry County High School and played for head coach Clint Satterfield where he averaged 27 points and eight assists per game as a senior... grabbed first-team all-state and all-conference for his efforts.

Personal: Criminal Justice major... born December 26, 1985.



Career Highs

Points15 vs. Tabor, 11/23/07
Rebounds 4 vs. Lincoln, 11/24/07
Assists 2 vs. Monmouth, 11/17/07; vs. St. Mary's, 12/1/07
Field Goals Made6 vs. Tabor, 11/23/07
3-Point FGs Made3 vs. Tabor, 11/23/07
Free Throws Made3, vs. Montevallo, 12/18/07
Steals4 vs. St. Mary's, 12/1/07
Blocked Shots0

Career Statistics

Year.....	GP	GS	Min	Avg	----Total----			--- 3-Point---			---Rebounds---														
					FG	FGA	Pct	FG	FGA	Pct	FT	FTA	Pct	Off	Def	Tot	Avg	PF	FO	Ast	TO	Blk	Stl	Pts	Avg
2007-08.....	10	3	155	15.5	18	58	.310	7	35	.200	6	8	.750	6	12	18	1.8	10	0	7	9	0	14	49	4.9

2007-08 Individual Game-by-Game

Opponent	Date	GS	Min	FG	FGA	Pct	3FG	FGA	Pct	FT	FTA	Pct	Off	Def	Tot	Avg	PF	FO	A	TO	Blk	Stl	Pts	Avg	
MONMOUTH (ILL.)	11/17/07	*	17	3	9	.333	2	6	.333	0	0	.000	1	1	2	2.0	2	0	2	1	0	1	8	8.0	
TABOR COLLEGE	11/23/07	*	15	6	12	.500	3	7	.429	0	0	.000	0	0	0	1.0	0	0	0	0	0	1	15	11.5	
LINCOLN	11/24/07	*	19	0	6	.000	0	1	.000	0	0	.000	1	3	4	2.0	3	0	0	2	0	2	0	7.7	
HANNIBAL-LAGRANGE	11/28/07		22	2	8	.250	0	4	.000	2	21	.000	0	2	2	2.0	2	0	1	0	0	3	6	7.3	
ST. MARYS	12/1/07		12	2	7	.286	0	5	.000	1	2	.500	1	2	3	2.2	0	0	2	0	0	4	5	6.8	
at Rockhurst	12/08/07		15	2	6	.333	1	4	.250	0	0	.000	1	0	1	2.0	1	0	0	1	0	0	5	6.5	
vs Montevallo	12/18/07		15	1	4	.250	1	4	.250	3	4	.750	0	0	0	1.7	0	0	0	2	0	0	6	6.4	
vs Rollins	12/19/07		10	1	2	.500	0	1	.000	0	0	.000	0	1	1	1.6	0	0	1	1	0	0	2	5.9	
AVILA	12/29/07		14	1	3	.333	0	2	.000	0	0	.000	1	2	3	1.8	1	0	1	1	0	3	2	5.4	
at Washburn	1/5/08		16	0	1	.000	0	1	.000	0	0	.000	1	1	2	1.8	1	0	0	1	0	0	0	4.9	
Totals			3	155	18	58	.310	7	35	.200	6	8	.750	6	12	18	1.8	10	0	7	9	0	14	49	4.9


33 - Skip Thomas
Forward

6-7 * 210 * Junior-Tr

Austin, Texas * Temple (Texas) Junior College

As a Junior: Has started every game... Scored double figure points in six games... Had a career-high 18 points against Lincoln (11/24/07)... Followed that with a career-high three steal, four block performance against St. Mary's (12/1/07) while tallying a team-high 14 points...

Before UCM: A third-team NJCAA All-American and North Texas Junior College Athletic Conference Player of the Year as a sophomore, Daniel 'Skip' Thomas led head coach Kirby Johnson's squad to a 23-7 record last year... He averaged 16 points and eight rebounds per game while ranking 18th in the nation with a 64.7 field goal percentage last season... He was a first-team all-conference and all-region selection last season as well... attended Lyndon B. Johnson High School in Austin and played for head coach Freddie Roland... earned all-conference as a junior and a senior and was a McDonald's All-American nominee.



Personal: Criminal Justice major... born October 18, 1985 ... son of Roy Thomas and Talisa Lee.

Career Highs

Points18 vs. Lincoln, 11/24/07
Rebounds12 vs. Montevallo, 12/18/07
Assists1, five times, last vs. Avila, 12/29/07
Field Goals Made8 vs. Lincoln, 11/24/07
3-Point FGs Made0-
Free Throws Made4, vs. Rockhurst, 12/8/07
Steals3 vs. St. Mary's, 12/1/07
Blocked Shots	...4 vs. St. Mary's, 12/1/07; vs. Montevallo, 12/18/07

Career Statistics

Year.....	GP	GS	Min	Avg	----Total----			--- 3-Point---			---Rebounds---														
					FG	FGA	Pct	FG	FGA	Pct	FT	FTA	Pct	Off	Def	Tot	Avg	PF	FO	Ast	TO	Blk	Stl	Pts	Avg
2007-08.....	11	11	295	26.8	47	103	.456	0	1	.000	16	19	.842	29	52	81	7.4	14	0	10	21	14	11	110	10.0

2007-08 Individual Game-by-Game

Opponent	Date	GS	Min	FG	FGA	Pct	3FG	FGA	Pct	FT	FTA	Pct	Off	Def	Tot	Avg	PF	FO	A	TO	Blk	Stl	Pts	Avg	
MONMOUTH (ILL.)	11/17/07	*	19	4	7	.571	0	0	.000	2	21	.000	2	3	5	5.0	0	0	1	1	1	1	10	10.0	
TABOR COLLEGE	11/23/07	*	22	5	12	.417	0	0	.000	0	1	.000	4	5	9	7.0	0	0	0	3	0	0	10	10.0	
LINCOLN	11/24/07	*	33	8	12	.667	0	0	.000	2	21	.000	2	6	8	7.3	2	0	1	3	1	0	18	12.7	
HANNIBAL-LAGRANGE	11/28/07	*	27	4	10	.400	0	0	.000	0	0	.000	2	4	6	7.0	1	0	1	1	2	2	8	11.5	
ST. MARYS	12/1/07	*	30	6	10	.600	0	0	.000	2	4	.500	7	2	9	7.4	2	0	1	0	4	3	14	12.0	
at Rockhurst	12/08/07	*	27	5	10	.500	0	0	.000	4	41	.000	1	4	5	7.0	3	0	0	2	0	1	14	12.3	
vs Montevallo	12/18/07	*	33	2	8	.250	0	0	.000	0	0	.000	1	11	12	7.7	2	0	0	2	4	1	4	11.1	
vs Rollins	12/19/07	*	34	4	9	.444	0	0	.000	0	0	.000	4	5	9	7.9	1	0	0	2	0	1	8	10.8	
AVILA	12/29/07	*	12	4	6	.667	0	0	.000	0	0	.000	1	1	2	7.2	2	0	1	1	0	0	8	10.4	
at Pittsburg State	1/2/08	*	33	4	14	.286	0	1	.000	6	61	.000	3	3	6	7.1	1	0	4	3	0	2	14	10.8	
at Washburn	1/5/08	*	25	1	5	.200	0	0	.000	0	0	.000	2	8	10	7.4	0	0	1	3	2	0	2	10.0	
Totals			11	295	47	103	.456	0	1	.000	16	19	.842	29	52	81	7.4	14	0	10	21	14	11	110	10.0

22 - Kyle Weymuth
Forward
6-4 * 190 * Senior-1L



Cole Camp, Missouri * State Fair Community College

As a Senior: Played in four games...

As a Junior: Played in 12 games... had a career-high six points and 11 minutes against Bacone (Nov 24)... also set career-highs in both rebounds and steals against Westminster College (Dec 5).

At State Fair: He played for coach Dale Kimberling at State Fair Community College and for coach Eric Barns at Hannibal-LaGrange as a freshman.

In High School: An all-conference, all-area, and all-district selection at Benton County High School for coach Tom Ward... helped them to conference titles in his final three seasons... he played in the Lions Club All-Star Game as a senior... also lettered in baseball and golf, earning all-conference and all-district honors on the links.

Personal: Business Marketing major... born December 27, 1985 ... son of Ken and Kim Weymuth.

Career Highs

Points6, vs. Bacone College, 11/24/06
Rebounds3, vs. Westminster College, 12/5/06
Assists2, vs. Bacone College, 11/24/06
Field Goals Made2, vs. Bacone College, 11/24/06
3-Point FGs Made1, vs. Bacone College, 11/24/06
Free Throws Made1, vs. Bacone College, 11/24/06
Steals1, vs. Westminster College, 12/5/06
Blocked Shots1 vs. Sterling College, 12/20/06

Career Statistics

Year.....	GP	GS	Min	Avg	----Total----			--- 3-Point---			---Rebounds---														
					FG	FGA	Pct	FG	FGA	Pct	FT	FTA	Pct	Off	Def	Tot	Avg	PF	FO	Ast	TO	Blk	Stl	Pts	Avg
2006-07.....	12	0	40	3.3	4	10	.400	1	6	.167	1	3	.333	2	4	6	0.5	2	0	6	1	1	1	10	0.8
2007-08.....	4	0	11	2.8	0	3	.000	0	2	.000	0	0	.000	0	1	1	0.3	0	0	1	1	0	0	0	0.0
TOTAL.....	16	0	51	3.2	4	13	.308	1	8	.125	1	3	.333	2	5	7	0.4	2	0	7	2	1	1	10	0.6

2007-08 Individual Game-by-Game

Opponent	Date	GS	Min	FG	FGA	Pct	3FG	FGA	Pct	FT	FTA	Pct	Off	Def	Tot	Avg	PF	FO	A	TO	Blk	Stl	Pts	Avg
MONMOUTH (ILL.)	11/17/07			3	0	0.000	0	0	0.000	0	0	0.000	0	1	1	1.0	0	0	0	0	0	0	0	0.0
TABOR COLLEGE	11/23/07			5	0	2.000	0	1	0.000	0	0	0.000	0	0	0	0.5	0	0	1	1	0	0	0	0.0
ST. MARYS	12/1/07			1	0	0.000	0	0	0.000	0	0	0.000	0	0	0	0.3	0	0	0	0	0	0	0	0.0
AVILA	12/29/07			2	0	1.000	0	1	0.000	0	0	0.000	0	0	0	0.3	0	0	0	0	0	0	0	0.0
Totals		0	11	0	3	.000	0	2	.000	0	0	.000	0	1	1	0.3	0	0	1	1	0	0	0	0.0

12 - Kevin Wollbrinck

Forward

6-4 * 210 * Senior-1L

St. Louis, Missouri * St. Louis Community College at Meramec


As a Senior: Has started every game... set career highs in points, rebounds, blocks, and assists in the first three games... tallied a career-high 19 points against No. 25 Washburn (Jan. 5), going 13-of-15 from the line...

As a Junior: Played in 32 games... led the team with seven rebounds against Sterling... scored a career-high five points against St. Edward's (Mar 10) and then matched it with another five-point outing against Montevallo (Mar 22) in the Elite Eight, hitting a big three-pointer in the first half to help the Mules advance to the Final Four.

At Meramec: The team captain and a first-team all-region selection, Wollbrinck led Meramec to conference championships in each of the past two seasons. He was also a first-team all conference selection for head coach Randy Albrecht, taking third in the national tournament as a freshman. Last season, he helped the Magic make an appearance in the regional title game while averaging 12.3 points, five rebounds, and 4.5 assists per game.

In High School: Lettered four years for head coach Bill Moyer at Francis Howell North High School... A three-year starter, he was an all-conference and all-district selection as both a junior and a senior... Also was an all-conference selection in both football and track.

Personal: Political Science major with a 3.06 grade point average... born October 2, 1985 ... son of David and Barbara Wollbrinck.



Career Highs

Points	19 vs. Washburn, 1/5/08
Rebounds	10, vs. Montevallo, 12/18/07
Assists	5 vs. Lincoln, 11/24/07
Field Goals Made	6 vs. Lincoln, 11/24/07
3-Point FGs Made	1, vs. Missouri Southern, 2/14/07; vs. Northwest Missouri, 3/11/07; vs. Montevallo, 3/22/07
Free Throws Made	11, vs. HLC, 11/28/07; at Rockhurst, 12/8/07
Steals	5, vs. St. Mary's, 12/1/07
Blocked Shots	3, vs. Monmouth, 11/17/07


Career Statistics

Year	GP	GS	Min	Avg	Total			3-Point			Rebounds			PF	FO	Ast	TO	Blk	Stl	Pts	Avg				
					FG	FGA	Pct	FG	FGA	Pct	FT	FTA	Pct									Off	Def	Tot	Avg
2006-07	32	0	223	7.0	10	38	.263	3	10	.300	19	24	.792	11	32	43	1.3	31	0	16	17	5	11	42	1.3
2007-08	11	11	306	27.8	30	69	.435	0	6	.000	63	77	.818	27	47	74	6.7	24	1	28	18	5	11	123	11.2
TOTAL	43	11	529	12.3	40	107	.374	3	16	.188	82	101	.812	38	79	117	2.7	55	1	44	35	10	22	165	3.8

2007-08 Individual Game-by-Game

Opponent	Date	GS	Min	FG	FGA	Pct	3FG	FGA	Pct	FT	FTA	Pct	Off	Def	Tot	Avg	PF	FO	A	TO	Blk	Stl	Pts	Avg	
MONMOUTH (ILL.)	11/17/07	*	26	3	4	.750	0	0	.000	2	6	.333	1	6	7	7.0	2	0	2	1	3	0	8	8.0	
TABOR COLLEGE	11/23/07	*	26	3	5	.600	0	0	.000	4	41	.000	3	2	5	6.0	1	0	1	0	0	2	10	9.0	
LINCOLN	11/24/07	*	35	6	12	.500	0	0	.000	6	61	.000	3	6	9	7.0	2	0	5	1	0	0	18	12.0	
HANNIBAL-LAGRANGE	11/28/07	*	33	2	4	.500	0	0	.000	11	111	.000	2	7	9	7.5	1	0	1	2	2	0	15	12.8	
ST. MARYS	12/1/07	*	23	2	7	.286	0	2	.000	1	2	.500	2	3	5	7.0	3	0	2	5	0	5	5	11.2	
at Rockhurst	12/08/07	*	29	2	7	.286	0	0	.000	11	12	.917	6	3	9	7.3	5	1	1	3	0	1	15	11.8	
vs Montevallo	12/18/07	*	36	3	6	.500	0	0	.000	9	12	.750	2	8	10	7.7	2	0	4	2	0	2	15	12.3	
vs Rollins	12/19/07	*	24	2	3	.667	0	0	.000	0	1	.000	0	2	2	7.0	2	0	4	1	0	0	4	11.3	
AVILA	12/29/07	*	18	1	3	.333	0	0	.000	4	5	.800	4	4	8	7.1	1	0	1	1	0	0	6	10.7	
at Pittsburg State	1/2/08	*	30	3	7	.429	0	0	.000	2	3	.667	1	6	7	7.1	1	0	5	1	0	0	8	10.4	
at Washburn	1/5/08	*	26	3	11	.273	0	4	.000	13	15	.867	3	0	3	6.7	4	0	2	1	0	1	19	11.2	
Totals			11	306	30	69	.435	0	6	.000	63	77	.818	27	47	74	6.7	24	1	28	18	5	11	123	11.2

1 - Joe Young
Guard
6-2 * 200 * Junior-Tr



Battle Creek, Michigan * Kellogg (Mich.) Community College

As a Junior: Has played every game, starting the last eight... scored double figures in every game but one... Set a career-high with 18 points against Rockhurst (12/8/07)... set another career-high against No. 16 Pittsburg State with 19 points and hit a 75-foot three-pointer at the halftime buzzer to give Central Missouri the lead...

Before UCM: Helped KCC and head coach Clint Stout to a number 15 national ranking and a 25-7 overall record... He was the Most Valuable Player of the Western Conference of the MJCAA last season while averaging 23.3 points per game... Young ranked fifth in the nation, hitting 86 percent of his free throws, and sixth in the nation in scoring... He also hit 40 percent of his three-point attempts last season to earn all-region honors... He played for head coach Mike McDonald at NCAA Division I Canisius (N.Y.) College as a freshman where he started 15 games and averaged 11 points in those outings... attended Battle Creek Central High School where he won two letters two all-conference selections... was a second-team all-state pick by the Detroit Free Press as a senior after averaging 24 points a game.

Personal: Communications major... born March 9, 1987 ... son of Priscilla Young.

Career Highs

Points19, at Pittsburg State, 1/2/08
Rebounds4, vs. HLC, 11/28/07
Assists5, at Rockhurst, 12/8/07
Field Goals Made7, at Rockhurst, 12/8/07
3-Point FGs Made3, four times, last vs. Rollins, 12/19/07
Free Throws Made7, at Pittsburg State, 1/2/08
Steals2, three times, last vs. Rollins, 12/19/07
Blocked Shots1, vs. Monmouth, 11/17/07; at Rockhurst, 12/8/07

Career Statistics

Year.....	GP	GS	Min	Avg	----Total----			--- 3-Point---			---Rebounds---														
					FG	FGA	Pct	FG	FGA	Pct	FT	FTA	Pct	Off	Def	Tot	Avg	PF	FO	Ast	TO	Blk	Stl	Pts	Avg
2007-08.....	11	8	255	23.2	51	125	.408	26	76	.342	21	26	.808	5	20	25	2.3	27	1	18	14	2	11	149	13.5

2007-08 Individual Game-by-Game

Opponent	Date	GS	Min	FG	FGA	Pct	3FG	FGA	Pct	FT	FTA	Pct	Off	Def	Tot	Avg	PF	FO	A	TO	Blk	Stl	Pts	Avg	
MONMOUTH (ILL.)	11/17/07		12	3	5	.600	2	4	.500	2	21.000		1	1	2	2.0	2	0	0	2	1	2	10	10.0	
TABOR COLLEGE	11/23/07		18	5	9	.556	3	7	.429	0	0.000		1	1	2	2.0	1	0	3	1	0	1	13	11.5	
LINCOLN	11/24/07		24	3	8	.375	2	6	.333	3	4.750		0	3	3	2.3	3	0	1	1	0	0	11	11.3	
HANNIBAL-LAGRANGE	11/28/07	*	18	5	6	.833	2	21	1.000	0	1.000		1	3	4	2.8	3	0	0	0	0	0	12	11.5	
ST. MARYS	12/1/07	*	23	4	12	.333	1	7	.143	2	21.000		1	1	2	2.6	0	0	0	2	0	1	11	11.4	
at Rockhurst	12/08/07	*	33	7	19	.368	3	10	.300	1	11.000		0	1	1	2.3	4	0	5	0	1	1	18	12.5	
vs Montevallo	12/18/07	*	28	6	15	.400	3	10	.300	0	1.000		1	1	2	2.3	4	0	1	3	0	2	15	12.9	
vs Rollins	12/19/07	*	30	6	17	.353	3	10	.300	2	21.000		0	2	2	2.3	1	0	4	1	0	2	17	13.4	
AVILA	12/29/07	*	15	3	8	.375	2	6	.333	0	0.000		0	2	2	2.2	1	0	3	1	0	1	8	12.8	
at Pittsburg State	1/2/08	*	27	5	11	.455	2	5	.400	7	71.000		0	3	3	2.3	3	0	0	3	0	1	19	13.4	
at Washburn	1/5/08	*	27	4	15	.267	3	9	.333	4	6.667		0	2	2	2.3	5	1	1	0	0	0	15	13.5	
Totals			8	255	51	125	.408	26	76	.342	21	26	.808	5	20	25	2.3	27	1	18	14	2	11	149	13.5

2007-08 Game-by-Game Summaries and Box Scores

~ Mules 87, Monmouth 60 ~

November 17 * Warrensburg, Mo.

(WARRENSBURG, Mo.) – The University of Central Missouri Mules got points from 14 different players and cruised to an 87-60 win over Monmouth College in the season opener Saturday at the UCM Multipurpose Building.

The Mules (1-0) fell behind 7-3 early in the contest but quickly went on a 13-0 run and took the lead for good at the 15:52 mark of the opening half. Central Missouri got the advantage to 12 thanks to a three from junior guard Josiah Miller, but the Fighting Scots (0-1) showed some fight to cut it back to one with 8:25 left.

Central Missouri was up to the task though and ran off 12 more unanswered points, five of which came from junior Carvelle Taylor. The Mules scored the final nine points of the half to put it out of reach at 46-28. Joe Young and Walter Battle, both in their first action of the season after sitting out of the CBE Classic, scored seven of those final nine.

Tremaine Luellen led the Mules with 11 at the break on a perfect 4-of-4 from the floor. The Mules pulled away with defense though, forcing 13 Monmouth turnovers in the half, compared to only six of their own. The Mules also out-rebounded the smaller Fighting Scots by a 25-to-15 margin (including 9-to-1 on the offensive glass).

Central Missouri led by double digits the entire second stanza and moved its advantage to as much as 30 on a couple occasions. Skip Thomas and Fred Dudley led the offensive charge in half two with eight and six points, respectively. They combined to shoot 6-of-6 from the floor.

The Mules got their bench in the game early and finished with the 27 point victory. The three players in double-figures were Luellen with 13, Thomas with 10 and Young with 10. Kevin Wollbrinck and Tyler Oakley each had seven boards while Miller led the defense with three steals. Point guard De'Andre Byrd dished out four helpers and Wollbrinck added three blocks to his well-rounded night.

Central Missouri forced 24 turnovers in the outing and hit 45 percent from the floor. Monmouth had only one player in double-figures and shot 37 percent.

Monmouth - 60

Player	FG-A	3-Pt	FT-A	R	PF	A	Pts
Cook	3-9	1-4	1-1	2	2	1	8
Terwelp	4-5	0-0	1-3	8	2	3	9
Grant	0-0	0-0	0-0	2	1	0	0
Scholten	4-7	4-7	0-0	1	3	0	12
Tanney	2-6	2-4	0-0	5	0	0	6
Hoffman	0-1	0-0	0-0	1	1	0	0
Turner	1-3	1-3	2-4	1	1	0	5
Gruber	1-6	0-3	0-0	2	2	5	2
Morrow	1-4	0-1	2-2	0	1	2	4
Weyeneth	0-1	0-0	0-0	0	2	0	0
Hinkle	2-6	0-3	4-4	0	1	0	8
Morgan	0-0	0-0	0-0	0	0	0	0
Wrage	1-4	0-1	2-2	5	1	0	4
Peurach	1-1	0-0	0-0	3	2	0	2
Haskett	0-1	0-0	0-0	2	0	0	0
TEAM				4			
TOTALS	20-54	8-26	12-16	36	19	11	60

Central Missouri - 87

Player	FG-A	3-Pt	FT-A	R	PF	A	Pts
Wollbrinck	3-4	0-0	2-6	7	2	2	8
Thomas	4-7	0-0	2-2	5	0	1	10
Taylor	3-9	2-6	0-0	2	2	2	8
Byrd	1-7	0-3	0-1	4	1	4	2
Luellen	5-7	2-2	1-3	1	3	2	13
Oakley	2-4	0-0	2-4	7	1	0	6
Young	3-5	2-4	2-2	2	2	0	10
Miller	3-6	1-3	1-2	1	0	1	8
Richardson	0-1	0-1	2-2	1	0	0	2
Frazier	0-3	0-2	4-4	0	1	3	4
Lee	0-1	0-0	0-0	0	2	0	0
Dudley	4-6	1-2	0-0	2	0	0	9
Banister	1-3	0-0	0-0	4	2	1	2
Weymuth	0-0	0-0	0-0	1	0	0	0
Henderson	0-2	0-1	2-2	0	0	0	2
Battle	1-1	0-0	1-2	2	0	0	3
TEAM				3			
TOTALS	30-66	8-24	19-30	42	16	16	87

Halftime Score: UCM 46, MC 28 **Game Totals:** FG%: UCM 45.5, MC 37.0; 3FG%: UCM 33.3, MC 30.8; FT%: UCM 63.3, MC 75.0; TO:UCM 11, MC 24; Blocks: UCM 7, MC 3; Steals: UCM 13, MC 6.

~ Mules 92, Tabor 46 ~

November 23 * Warrensburg, Mo.

(WARRENSBURG, Mo.) – The University of Central Missouri Mules had six players in double-figures and dished out 28 assists on their way to a 92-46 victory over Tabor College on Friday night in the Holiday Inn Express / KOKO 1450 / 98.5 The BAR Thanksgiving Classic.

The Mules (2-0) won for the 25th consecutive time in the Multipurpose Building after a slow start. They didn't score their first

bucket of the game until the 17:13 mark on a Carvelle Taylor three pointer. The bucket sparked a 10-0 run and UCM never looked back, leading the rest of the way.

The Mules had several runs in the half and stretched the advantage to as much as 25 by the 4:18 mark. They forced 12 Tabor turnovers and out-scored the Bluejays 20-to-6 in the paint to coast to a 44-21 halftime lead. Taylor led all scorers with 10 at the break.

Central Missouri shot 57 percent in the second half and hit 7-of-11 from three-point range. 11 different players also tallied points in the stanza, led by eight from Joe Young.

UCM forced 22 turnovers in the game and held the Bluejays to only 27 percent from the field. The Mules finished hitting 50 percent of their shots while out-rebounding Tabor by eight.

The key to the game was the Mules in the paint and in transition. They out-scored TC 20-to-2 on the fastbreak (including two thundering dunks from Tremaine Luellen), and 42-to-14 in the paint.

Taylor led six Mules in double-figures with 15 while Young had 13 on the night. Four Mules finished with 10 points in Kevin Wollbrinck, Fred Dudley, Luellen, and Thomas. Josiah Miller dished out a season-high nine assists in his first start, and had three steals to match his effort from last week. Thomas was the man on the boards with nine.

Tabor - 46

Player	FG-A	3-Pt	FT-A	R	PF	A	Pts
Thomas	3-10	0-0	0-0	10	1	1	6
Vanselow	0-6	0-3	3-4	2	3	1	3
Whitelaw	4-11	0-1	2-2	4	2	0	10
Hett	2-5	0-1	0-0	5	0	3	4
Roussell	0-8	0-3	0-2	4	1	0	0
De Blonk	3-7	2-3	4-5	2	1	0	12
Good	1-1	1-1	0-0	0	0	2	3
Baar	0-0	0-0	0-0	0	0	0	0
Nelson	0-1	0-0	2-2	0	2	1	2
Stoeker	3-6	0-0	0-1	4	2	0	6
Funk	0-4	0-1	0-0	1	1	0	0
TEAM				6			
TOTALS	16-59	3-13	11-16	38	13	8	46

Central Missouri - 92

Player	FG-A	3-Pt	FT-A	R	PF	A	Pts
Wollbrinck	3-5	0-0	4-4	5	1	1	10
Thomas	5-12	0-0	0-1	9	0	0	10
Miller	3-5	1-3	0-0	5	3	9	7
Taylor	6-12	3-7	0-0	0	0	0	15
Luellen	4-12	0-1	2-3	7	2	2	10
Oakley	1-1	0-0	1-2	3	0	3	3
Young	5-9	3-7	0-0	2	1	3	13
Richardson	2-2	2-2	0-0	0	2	2	6
Frazier	0-1	0-1	1-2	1	1	2	1
Lee	1-1	1-1	0-0	0	0	0	3
Dudley	4-7	2-4	0-0	6	0	2	10
Banister	0-0	0-0	0-0	1	2	1	0
Weymuth	0-2	0-1	0-0	0	0	1	0
Byrd	1-2	0-1	0-0	0	0	1	0
Henderson	1-1	0-0	0-0	2	2	1	2
TEAM				3			
TOTALS	36-72	12-28	8-12	46	17	28	92

Halftime Score: UCM 44, TC 21 **Game Totals:** FG%: UCM 50.0, TC 27.1; 3FG%: UCM 42.9, TC 23.1; FT%: UCM 66.7, TC 68.8; TO:UCM 14, TC 22; Blocks: UCM 6, TC 6; Steals: UCM 16, TC 6.

~ Mules 79, Lincoln 63 ~

November 24 * Warrensburg, Mo.

(WARRENSBURG, Mo.) – The University of Central Missouri Mules got their first test of the season on Saturday night against Lincoln and prevailed by a 79-63 margin. The Blue Tigers had a brief advantage early in the second half, but UCM quickly gained the lead and took it to double digits for good with just more than five minutes remaining.

Central Missouri got 18 points from Tremaine Luellen in the first half and led the entire stanza. UCM used a 28-15 rebound advantage in the period to keep the advantage. The Mules jumped out to an 18-8 lead early and moved the advantage to as much as 11 by the 8:48 mark. The Blue Tigers made a run though, cutting it to three with 3:40 before the break. Central Missouri closed the half on a 7-3 run though, and took a 36-29 lead into halftime.

The Mules had 10 turnovers in the half and hit only 6-of-13 from the line but out-shot the Blue Tigers with a 44-to-36 percent advantage.

Lincoln came out in the second period on a 13-4 run to take a 42-40 lead at the 16:18 mark. Kevin Wollbrinck kicked off a big half with a layup a few seconds later though, and the Mules never trailed again in the game. They pounded it inside against the smaller Blue Tigers, and the forward tandem of Wollbrinck and Skip Thomas had 12 and 14 in the second period, respectively. The Mules held Lincoln to only 10 rebounds in the half and finished the game with a commanding 52-25 advantage on the boards.

Central Missouri stretched its lead to as many as 17 on several occasions in the final five minutes, getting a couple big threes from Joe Young. The Mules also shored up the free throw issue in the final stanza, hitting 11-of-12.

UCM finished the night hitting 47 percent from the field while holding Lincoln to only 38 percent, including 6-of-25 from three.

Luellen finished with his first ever double-double, scoring 22 points and grabbing 11 rebounds. Wollbrinck had a career-high 18 points, nine rebounds, and five assists in the game as well. Thomas tallied 18 points and pulled down eight boards while Young had all 11 of his points in the second half.

Lincoln - 63

Player	FG-A	3-Pt	FT-A	R	PF	A	Pts
Hutchingson	7-15	0-1	2-2	4	4	1	16
Boone	4-9	0-2	0-0	3	4	0	8
Lucchesi	8-18	3-9	3-7	3	4	0	22
Mata	3-12	2-7	0-0	3	3	10	8
Spearman	3-10	1-6	0-0	4	1	2	7
Williams	0-0	0-0	0-0	0	1	0	0
Wilde	0-0	0-0	0-0	0	2	0	0
Harris	1-2	0-0	0-0	0	2	0	2
Akajiobi	0-0	0-0	0-0	0	2	0	0
Bradbarry	0-1	0-0	0-0	1	2	1	0
TEAM				4			
TOTALS	26-67	6-25	5-9	25	23	14	63

Central Missouri - 79

Player	FG-A	3-Pt	FT-A	R	PF	A	Pts
Wollbrinck	6-12	0-0	6-6	9	2	5	18
Thomas	8-12	0-0	2-2	8	2	1	18
Miller	1-2	0-1	2-2	3	2	3	4
Taylor	0-6	0-1	0-0	4	3	0	0
Luellen	9-13	2-5	2-5	11	0	2	22
Oakley	0-0	0-0	0-0	0	0	0	0
Young	3-8	2-6	3-4	3	3	1	11
Frazier	0-0	0-0	0-0	0	0	0	0
Dudley	0-1	0-1	0-0	4	0	1	0
Banister	0-0	0-0	0-0	0	0	0	0
Byrd	2-7	0-0	2-6	7	0	3	6
Battle	0-0	0-0	0-0	0	1	0	0
TEAM				3			
TOTALS	29-61	4-14	17-25	52	13	16	79

Halftime Score: UCM 36, LU 29 **Game Totals:** FG%: UCM 47.5, LU 38.8; 3FG%: UCM 28.6, LU 24.0; FT%: UCM 68.0, LU 55.6; TO:UCM 17, LU 11; Blocks: UCM 1, LU 2; Steals: UCM 5, LU 7.

~ Mules 65, Hannibal LaGrange 54 ~

November 28 * Warrensburg, Mo.

(WARRENSBURG, Mo.) – It wasn't pretty, but the University of Central Missouri Mules grabbed a 65-54 decision over the Hannibal LaGrange Trojans on Wednesday night at the Multi.

UCM shot only 37 percent from the floor and got out-rebounded by five, but turned 17 HLC turnovers into 25 points to get the win. The Mules allowed the Trojans to score only four points off six turnovers.

Central Missouri (4-0) started the game off slow as they let the Trojans jump out to a 5-0 lead and didn't score until the 17:33 mark. UCM took its first lead of the half on a three pointer by Josiah Miller a couple minutes later but couldn't shake HLC. The Trojans never got behind by more than seven points and frustrated the Mules with their zone defense. It went into the half with UCM leading 29-24, the fewest amount of points scored by the Mules in a half this year.

Central Missouri was led by Kevin Wollbrinck with eight points on 8-of-8 free throw shooting at the break. The Trojans held a slight shooting edge over the Mules with a 35-to-32 percent advantage.

Joe Young took over early in the second half though, scoring the first eight points of the period in less than two minutes. Central Missouri would lead by double-figures the rest of the night and stretched the advantage to as many as 22 with 6:22 remaining on another Young jumper.

The Trojans fought back late to trim the lead to 11 by the final buzzer. The key to the second half was the turnovers though. The Mules committed only one miscue while forcing HLC into nine on the other end.

Wollbrinck finished the night with 15 points and nine rebounds while Young tallied 12 points in 18 minutes and hit his first five shots of the game (finished 5-of-6). Miller also dished out five assists to lead the Mules.

2007-08 Game-by-Game Summaries and Box Scores

Hannibal-LaGrange - 54

Player	FG-A	3-Pt	FT-A	R	PF	A	Pts
Skuggedal	3-6	1-2	0-0	11	5	1	7
Michalas	5-10	0-0	0-0	8	3	1	10
Vegar	0-2	0-0	0-0	1	2	6	0
Benjamin	4-13	2-4	1-2	9	3	1	11
McPike	4-6	1-1	2-4	3	3	2	11
Smith	2-8	1-2	2-3	0	1	0	7
Reading	0-1	0-0	0-0	2	1	0	0
Ayers	1-2	1-2	5-6	2	1	0	8
TEAM				1			
TOTALS	19-48	6-11	10-15	37	19	11	54

Central Missouri - 65

Player	FG-A	3-Pt	FT-A	R	PF	A	Pts
Wollbrinck	2-4	0-0	11-11	9	1	1	15
Thomas	4-10	0-0	0-0	6	1	1	8
Young	5-6	2-2	0-1	4	3	0	12
Miller	1-7	1-4	2-2	0	2	5	5
Luellen	4-10	1-4	0-0	1	1	2	9
Oakley	0-0	0-0	0-0	0	0	0	0
Richardson	0-0	0-0	0-0	0	0	0	0
Taylor	2-8	0-4	2-2	2	2	1	6
Frazier	2-3	1-2	0-2	3	2	2	5
Dudley	0-5	0-4	0-0	3	1	0	0
Byrd	1-4	0-1	0-0	0	1	0	2
Battle	1-2	0-0	1-2	3	0	0	3
TEAM				1			
TOTALS	22-59	5-21	16-20	32	14	12	65

Halftime Score: UCM 29, HLC 24 **Game Totals:** FG%: UCM 37.3, HLC 39.6; 3FG%: UCM 23.8, HLC 54.5; FT%: UCM 80.0, HLC 66.7; TOs:UCM 6, HLC 17;Blocks: UCM 5, HLC 2; Steals: UCM 9, HLC 0.

~ Mules 64, St. Mary's 42 ~

December 1 * Warrensburg, Mo.

(WARRENSBURG, Mo.) – The University of Central Missouri Mules used a stellar defensive effort to post a 64-42 regional win Saturday over St. Mary's (Texas) University in the Multi. The Mules were three steals shy of the school record with a total of 21 on the day.

The Mules (5-0) jumped into the lead early and never looked back as there were no ties or lead changes in the game. UCM continued its dominance at home with its national best 28th consecutive win at the Multi. Central Missouri also held St. Mary's to a season-low 42 points, the fewest since the Mules held St. Edward's to 39 in the first round of the NCAA Tournament last season.

The Mules scored the first six points of the game before St. Mary's would cut to one at 8-7. Central Missouri countered that with another run though, and this time it would be too much for the Rattlers. A 12-0 spurt moved the lead to 13 and the Mules would lead by double-digits the rest of the night.

UCM went into the break with a commanding 38-19 lead on 46 percent shooting, while forcing STMU into 15 turnovers and 33 percent from the floor. The Mules also dominated on the glass with a 19-to-11 advantage. Tremaine Luellen led all scorers in the half with eight points while eight different players combined for 13 steals.

The Mules kept their foot on the gas for the first 11 minutes of the second stanza, moving the lead to as much as 28 before bringing in the bench late. The exclamation point came at the 3:16 mark though, when Skip Thomas grabbed an offensive rebound and slammed home a thunderous, crowd pleasing dunk. He was the show in the final period, scoring eight points and pulling down six boards to go with his three blocks. Joe Young also heated up, tallying seven second period points.

Despite hitting only 30 percent of its shots in the final half, UCM forced 11 more turnovers and held the Rattlers to only 38 percent.

Thomas led all players on the day with 14 points, nine rebounds (seven offensive), and four blocks. Young was the only other double-figure performer in the game with 11 as no St. Mary players cracked the mark. Kevin Wollbrinck led the steals race with five as the Mules scored 31 points off turnovers in the game.

St. Mary's - 42

Player	FG-A	3-Pt	FT-A	R	PF	A	Pts
Anthony	0-0	0-0	2-2	1	1	0	2
Owens	4-7	0-0	0-0	1	3	1	8
Williams	1-7	0-0	0-0	5	3	0	2
Bellard	1-5	1-5	0-0	2	1	2	3
Coleman	3-7	1-2	2-2	3	3	3	9
Richardson	1-2	0-0	0-0	1	2	2	4
Harbert	1-5	1-4	0-0	3	0	2	3
Jewasko	0-2	0-0	0-0	2	1	1	0
Hawkins	1-4	0-2	0-0	3	1	0	2
Morey	1-3	0-0	0-0	2	2	0	2
Tata	2-2	0-0	1-2	2	1	0	5
Barisic	2-2	0-0	0-0	0	0	0	4
TEAM				4			
TOTALS	17-46	3-13	5-6	29	18	13	42

Central Missouri - 64

Player	FG-A	3-Pt	FT-A	R	PF	A	Pts
Wollbrinck	2-7	0-2	1-2	5	3	2	5
Thomas	6-10	0-0	2-4	9	2	1	14
Young	4-12	1-7	2-2	2	0	0	11
Miller	2-4	0-2	0-2	3	0	2	4
Luellen	4-10	0-2	0-0	4	0	1	8
Oakley	1-2	0-0	0-0	2	1	0	2
Richardson	0-0	0-0	0-0	0	0	0	0
Taylor	2-7	0-5	1-2	3	0	2	5
Frazier	1-3	1-1	2-2	1	0	0	5
Lee	0-0	0-0	0-0	0	1	0	0
Dudley	1-3	1-3	0-0	3	0	1	3
Banister	0-0	0-0	0-1	0	0	0	0
Weymuth	0-0	0-0	0-0	0	0	0	0
Byrd	0-1	0-0	5-7	4	0	1	5
Henderson	0-0	0-0	0-0	0	0	0	0
Battle	1-2	0-0	0-0	2	2	0	2
TEAM				3			
TOTALS	24-61	3-22	13-22	42	9	10	64

Halftime Score: UCM 38, STMU 19 **Game Totals:** FG%: UCM 39.3, STMU 37.0; 3FG%: UCM 13.6, STMU 23.1; FT%: UCM 59.1, STMU 83.3; TOs:UCM 13, STMU 26 ;Blocks: UCM 4, STMU 2; Steals: UCM 21, STMU 4.

~ Mules 75, Rockhurst 83 ~

December 8 * Kansas City, Mo.

(Kansas City, Mo.) – For the first time this season, the No. 18 University of Central Missouri Mules dropped a game, falling to the hot-shooting Rockhurst University Hawks on the road by an 83-75 margin. RU nailed 53 percent from the floor and 88 percent from the four line to get past UCM's 35 percent shooting and 70 percent from the charity stripe.

Central Missouri (5-1) played from behind the entire first half as the Hawks nailed 59 percent from the floor and answered every run with one big shot after another. Leading scorer Joey Deas hit for 12 points in the period while Al Smith chipped in with nine. Rockhurst led by as many as 12 before the Mules made a run late in the half, cutting it to 35-31 on a Fred Dudley three pointer. By the 1:15 mark though, Rockhurst had it back to a nine point advantage and went into the break up 40-33. It was the most points UCM had allowed in a half this year, until the second period trumped that.

UCM was led by Kevin Wollbrinck with nine points while Joe Young tallied seven in the half. The Mules struggled shooting the ball as they hit only 32 percent.

Central Missouri showed some fight in the next stanza though, chipping at a 12-point lead and getting it down to 62-60 with 4:31 left on a Young three. The Hawks answered with four points to get it back in control and actually moved the lead to eight on a John Torson dunk at the 1:35 mark, but UCM kept fighting. The Mules cut it to three on several occasions under a minute, but the Hawks won the free throw shooting contest down the stretch to seal the win.

Rockhurst hit 29-of-33 from the line in the game while UCM managed 23-of-33. The Mules actually out-rebounded the bigger Hawks and forced them into 19 turnovers but in the end UCM couldn't hit enough shots to keep up.

Deas led four Hawks in double-figures with 24, while Young paced the Mules with 18 points. Wollbrinck finished the day with 15 points and nine boards while Skip Thomas put up 14. Young also dished out five assists and DeAndre Byrd came off the bench for a defensive spark with five steals.

Central Missouri - 75

Player	FG-A	3-Pt	FT-A	R	PF	A	Pts
Wollbrinck	2-7	0-0	11-12	9	5	1	15
Thomas	5-10	0-0	4-4	5	3	0	14
Young	7-19	3-10	1-1	1	4	5	18
Miller	0-3	0-2	0-0	0	0	2	0
Luellen	2-8	0-0	3-7	3	4	0	7
Oakley	0-1	0-0	0-0	3	0	0	0
Taylor	2-6	1-4	0-0	1	1	0	5
Frazier	1-2	0-0	0-0	2	0	0	2
Dudley	3-4	2-3	0-2	3	1	1	8
Byrd	1-5	0-0	4-7	6	5	2	6
Battle	0-1	0-0	0-0	0	1	2	0
TEAM				4			
TOTALS	23-66	6-19	23-33	37	24	13	75

Rockhurst - 83

Player	FG-A	3-Pt	FT-A	R	PF	A	Pts
Smith	4-6	1-1	3-4	9	4	2	12
Martin	5-6	0-0	7-8	7	5	0	17
Torson	4-8	0-0	2-3	7	4	1	10
Deas	6-11	2-4	10-10	2	3	4	24
Knust	3-5	0-1	2-2	1	5	2	8
Hill	0-0	0-0	0-0	0	0	0	0
Meyer	2-5	1-3	0-0	1	4	0	5
Kwajah	0-4	0-2	3-4	0	1	2	3
Rawley	1-2	0-0	2-2	4	2	1	4
TEAM				3			
TOTALS	25-47	4-11	29-33	34	28	12	83

Halftime Score: UCM 33, RU 40 **Game Totals:** FG%: UCM 34.8, RU 53.2; 3FG%: UCM 31.6, RU 36.4; FT%: UCM 69.7, RU 87.9; TOs:UCM 11, RU 19 ;Blocks: UCM 2, RU 5; Steals: UCM 9, RU 5.

~ Mules 66, Montevallo 60 ~ December 18 * Las Vegas, Mo.

(Las Vegas, Nev.) – The University of Central Missouri Mules made it five wins in a row at the Las Vegas High Desert Classic on Tuesday with a 66-60 come from behind win over Montevallo. Kevin Wollbrinck tallied his first career double-double with 15 points and 10 rebounds to lead the Mules.

Central Missouri (6-1) jumped out to a 14-6 lead early in the game over their Elite Eight opponent from last season, but the Falcons chipped away, tying it at 17 by the 6:09 mark. Montevallo got its first lead of the day a couple minutes later on a three from Shon Caston at 20-19. The Falcons extended that advantage to six with less than a minute to play but a De'Andre Byrd layup with seven seconds remaining sent the Mules into the break down 32-28.

Central Missouri's recent shooting woes continued in the half as they drilled only 33 percent from the floor while the Falcons took 13 more shots and pulled down 12 offensive rebounds. Terrill Humphrey led UM with 11 first period points while Wollbrinck put up 10.

UCM tied it up early in the second stanza before Humphrey and Joe Young traded three pointers to knot it back at 38 with just over 16 minutes left. Central Missouri took control shortly after that though, going on a 7-0 run. The Mules would lead the rest of the day, getting their advantage to as many as 11 in the midpoint of the period.

Young and Tremaine Luellen led the second half attack, going for 10 and 11 respectively. The Mules also shot 48 percent in the period and out-rebounded the Falcons by a 21-to-16 margin. They also held UM to only 34 percent shooting in the game.

Pool free throw shooting by UCM kept the Falcons alive in the outing as they cut it to a two-point lead with just under five minutes remaining. Young answered for UCM though, nailing a three-pointer with 4:23 on the clock to stretch it back to five. Central Missouri hit five of its final six charity tosses to close out the game though.

Young finished the night with 15 while Luellen put up 14 on the day. Skip Thomas was big on the glass, pulling down a career-high 12 rebounds and registering four blocks. Humphrey led all scorers on the night though, with 23 points.

Central Missouri - 66

Player	FG-A	3-Pt	FT-A	R	PF	A	Pts
Wollbrinck	3-6	0-0	9-12	10	2	4	15
Thomas	2-8	0-0	0-0	12	2	0	4
Young	6-15	3-10	0-1	2	4	1	15
Byrd	2-3	0-0	3-4	3	4	4	7
Luellen	6-10	2-5	0-3	6	1	2	14
Miller	0-1	0-0	0-0	2	3	2	0
Taylor	1-4	1-4	3-4	0	0	0	6
Dudley	0-2	0-2	0-0	1	0	0	0
Battle	1-3	0-0	3-6	2	0	0	5
TEAM				4			
TOTALS	21-52	6-21	18-30	42	16	13	66

Montevallo - 60

Player	FG-A	3-Pt	FT-A	R	PF	A	Pts
Lovell	0-0	0-0	0-0	0	0	0	0
Brown	1-8	0-0	1-2	2	5	0	3
Gist	1-5	1-1	0-0	3	1	1	3
Dortch	0-4	0-2	0-0	0	3	1	0
Humphrey	9-19	4-7	1-3	5	1	1	23
Turner	3-4	2-2	2-3	1	2	0	10
Caston	3-7	1-3	0-0	3	4	2	7
Hewitt	0-3	0-1	0-0	2	2	0	0
Miranda	3-10	0-0	1-3	16	0	2	7
Carlyle	3-7	0-0	1-3	2	3	0	7
TEAM				7			
TOTALS	23-67	8-16	6-14	41	21	7	60

Halftime Score: UCM 28, UM 32 **Game Totals:** FG%: UCM 40.4, UM 34.3; 3FG%: UCM 28.6, UM 50.0; FT%: UCM 60.0, UM 42.9; TOs:UCM 20, UM 17 ;Blocks: UCM 6, UM 2; Steals: UCM 9, UM 8.

2007-08 Game-by-Game Summaries and Box Scores

~ Mules 79, Rollins 83 ~

December 19 * Las Vegas, Nev.

(Las Vegas, Nev.) – Central Missouri almost pulled off a big upset of the No. 4 Rollins College Tars in the championship game of the Las Vegas High Desert Classic, but it was too much Jonny Reibel in the end as he led them to an 83-79 win. The All-American senior had a game-high 30 points along with 10 rebounds and nine assists to grab tournament MVP honors.

It was a crazy game of runs and it looked as if the Tars would run away with the win, starting on a 23-5 spurt to open the contest. The Mules missed their first 10 shots but they would finish the half on a flurry. They proceeded to go on a 32-8 run over the next seven minutes to take a six point lead at the 4:19 mark. Seven three pointers from Fred Dudley, Joe Young, and De'Andre Byrd sparked the rally.

The Mules looked as if they would go into the break with a six point spread but Kevin Hogan drilled a three-pointer at the buzzer and was fouled for a four-point play to cut the UCM advantage to 45-43. Dudley had 14 at the break while Young picked up 11. Hogan and Reibel each had 13 for the Tars.

The second period was a whole different ball game though for the Mules. They went 0-for-8 from three while the Tars drilled 6-of-12 attempts, including three of those from Reibel. Even with the discrepancy, UCM expanded its lead with the emergence of the inside game. After being tied at 55, the Mules went on a 12-0 run, sparked by six points from Tremaine Luellen with just more than 11 minutes to play. Rollins fought back though, cutting the advantage to one by the 4:54 mark. Central Missouri held on for the next few minutes and was up by three with 2:43 left, but that would be the last time the Mules would score a point.

A Nick Wolf lay-in with 2:30 left cut it back to one and the two squads went on a drought until Reibel took it to the hole for the go-ahead bucket with less than 30 seconds left. It was the first lead for Rollins since the first half, but that is all they needed as Dudley's three attempt was off the mark and Reibel drilled his two free throws. Young's tying three-point try with two seconds left was blocked to end the threat.

Young finished the day with 17 points to lead UCM while Dudley put up a career-high 16 in the outing. De'Andre Byrd also set a career-high with 11 points while Skip Thomas crashed the boards for nine rebounds.

Rollins - 83

Player	FG-A	3-Pt	FT-A	R	PF	A	Pts
Sweeney	2-4	0-0	0-0	5	2	3	4
Reichel	3-9	0-2	1-2	6	4	2	7
Hogan	6-11	5-7	2-3	4	1	3	19
Sharpe	5-12	4-9	0-0	3	2	1	14
Reibel	8-13	3-6	11-11	10	2	9	30
Wolf	4-5	1-2	0-0	7	1	1	9
Ferranti	0-1	0-0	0-0	0	0	0	0
Blanchard	0-0	0-0	0-0	0	0	0	0
Gibbs	0-0	0-0	0-0	0	3	1	0
TOTALS	28-55	13-26	14-16	35	15	20	83

Central Missouri - 79

Player	FG-A	3-Pt	FT-A	R	PF	A	Pts
Wollbrinck	2-3	0-0	0-1	2	2	4	4
Thomas	4-9	0-0	0-0	9	1	0	8
Young	6-17	3-10	2-2	2	1	4	17
Byrd	4-6	2-2	1-1	2	5	6	11
Luellen	1-6	0-2	4-4	3	1	2	6
Oakley	3-4	0-0	2-3	4	2	2	8
Miller	2-4	1-2	2-4	4	4	1	7
Taylor	1-2	0-1	0-0	1	0	1	2
Dudley	6-13	4-10	0-0	2	3	2	16
Battle	0-2	0-0	0-0	1	0	1	0
TEAM				3			
TOTALS	29-66	10-27	11-13	33	19	23	79

Halftime Score: UCM 45, RC 43 **Game Totals:** FG%: UCM 43.9, RC 50.9; 3FG%: UCM 37.0, RC 50.0; FT%: UCM 84.6, RC 87.5; **TOS:** UCM 8, RC 14; **Blocks:** UCM 0, RC 2; **Steals:** UCM 9, RC 4.

~ Mules 89, Avila 57 ~

December 29 * Warrensburg, Mo.

(WARRENSBURG, Mo.) – De'Andre Byrd sparked the Central Missouri Mules performance on both ends of the floor and helped them roll to an 89-57 win over Avila University (Mo.) Saturday afternoon in the final tune-up before MIAA play. He tallied a career-high 14 points along with five assists and five steals in the outing.

The Mules (7-2) grabbed an early 7-0 lead and never looked back as the defense didn't allow an Eagle bucket until five minutes had gone off the clock. The game-opening run got to as much as 19-6, and UCM didn't let the advantage drop below double-digits the rest of the day. Central Missouri forced 15 turnovers in the period and went into the half with a 41-21 lead.

Tremaine Luellen led the balanced attack with eight points at the break while Tyler Richardson hit for six points, four assists, and two steals. The Mules hit only 39 percent from the floor but scored 16 points off turnovers and hit seven threes.

Central Missouri came out in the next period on fire, getting the margin to 35 in the first six minutes. Byrd had four of his five steals in the 25-8 run. 15 players got time in the game, including 13 that scored points and had double-digit minutes.

The Mules shot a blistering 56 percent in the period and had 21 more points off turnovers (37 total). They forced Avila into 28 miscues on the day while holding them to 37 percent from the floor. UCM also got out and ran in the game, scoring 18 fast-break points and nabbing 18 steals.

Luellen finished with 13 points while Josiah Miller tallied a career-high 10 points on the day. Kevin Wollbrinck pulled down eight rebounds to lead UCM in that category.

Avila - 57

Player	FG-A	3-Pt	FT-A	R	PF	A	Pts
Williams	4-8	0-0	2-3	8	5	0	10
Marler	0-6	0-0	0-0	5	0	0	0
Arnold	2-2	0-0	2-2	1	0	6	6
Cochran	1-3	0-1	0-0	0	0	2	2
Young	7-13	0-4	3-3	3	2	1	17
Douglas	3-8	0-1	0-1	4	2	3	6
Schmidt	1-6	0-3	4-5	5	1	1	6
Gill	0-1	0-0	1-2	6	3	0	1
Thompson	2-3	0-1	1-2	4	1	0	5
Sills	0-1	0-0	0-0	0	0	1	0
Prindiville	2-8	0-0	0-1	2	2	0	4
TEAM				3			
TOTALS	22-59	2-12	11-17	42	17	6	57

Central Missouri - 89

Player	FG-A	3-Pt	FT-A	R	PF	A	Pts
Wollbrinck	1-3	0-0	4-5	8	1	1	6
Thomas	4-6	0-0	0-0	2	2	1	8
Young	3-8	2-6	0-0	2	1	3	8
Dudley	2-6	1-3	0-0	1	0	2	5
Byrd	5-8	3-5	1-2	3	0	5	14
Oakley	3-6	0-0	2-7	4	3	0	8
Miller	3-7	0-1	4-4	0	2	2	10
Richardson	2-4	2-4	0-0	0	1	4	6
Taylor	1-3	0-2	0-0	3	1	1	2
Frazier	1-2	0-1	3-3	6	2	1	5
Lee	0-1	0-0	0-0	2	0	0	0
Banister	1-2	0-0	0-0	1	1	1	2
Weymuth	0-1	0-1	0-0	0	0	0	0
Henderson	1-4	0-1	0-0	1	1	0	2
Luellen	5-6	3-3	0-0	2	0	2	13
TEAM				1			
TOTALS	32-67	11-27	14-21	36	15	23	89

Halftime Score: UCM 41, AU 21 **Game Totals:** FG%: UCM 47.8, AU 37.3; 3FG%: UCM 40.7, AU 16.7; FT%: UCM 66.7, AU 64.7; **TOS:** UCM 13, AU 28; **Blocks:** UCM 5, AU 1; **Steals:** UCM 18, AU 5.

~ Mules 74, Pittsburg State 63 ~

January 2 * Pittsburg, Kan.

(Pittsburg, Kan.) – The University of Central Missouri Mules used a second half run to pull away for a 74-63 MIAA opening win, and they did it against the undefeated and 16th ranked Pittsburg State Gorillas on Wednesday night at John Lance Arena in Pittsburg, Kan.

The Mules (8-2, 1-0 MIAA) almost went into the break down by a 32-30 margin when PSU's Michael Hutchinson hit a jumper from the baseline in the waning seconds, but Central Missouri junior guard Joe Young drilled a 60-foot bomb at the buzzer to give the Mules a halftime lead.

The Mules hit 50 percent in the period and out-rebounded the Gorillas (9-1, 0-1 MIAA) by a couple in the half. Skip Thomas hit for 10 points in the stanza while Young went in with seven. Hutchinson and PSU leading scorer Cory Abercrombie each had seven for the Gorillas.

The Mules, who defeated Pitt State for the sixth time in a row, started the second period on an 11-4 run and never looked back. Young and De'Andre Byrd sparked the spurt, scoring all 11 points. The Gorillas cut it to five with 10:59 left but Central Missouri was up to the test, going on an 11-2 rally to put the score at 57-43 with 7:14 remaining. PSU could only get as close as eight the rest of the way as the Mules hit their free throws down the stretch to seal the victory.

Central Missouri hit 43 percent for the game and held Pitt State to 37 percent from the floor, 13 percent below their season average. UCM also hit 80 percent from the foul line on the night. The Mules also drilled 4-of-8 from three in the second half, while PSU was 1-of-9.

Young led the Mules with a career-high 19 points, while Byrd set his career-high in points for the fourth consecutive game with 15. Thomas finished with 14 while Tremaine Luellen had nine.

Central Missouri - 74

Player	FG-A	3-Pt	FT-A	R	PF	A	Pts
Wollbrinck	3-7	0-0	2-3	7	1	5	8
Thomas	4-13	0-0	6-6	6	1	4	14
Young	5-11	2-5	7-7	3	3	0	19
Dudley	0-2	0-1	0-0	0	2	0	0
Byrd	6-8	1-2	2-3	5	3	0	15
Oakley	0-0	0-0	0-0	1	3	0	0
Miller	1-2	1-1	2-4	3	2	0	5
Richardson	0-2	0-2	0-0	0	1	0	0
Frazier	0-0	0-0	0-0	0	0	1	0
Luellen	3-5	1-2	2-2	5	1	2	9
Battle	2-4	0-0	0-1	1	5	0	4
TEAM				3			
TOTALS	24-55	5-14	21-26	34	22	12	74

Pittsburg State - 63

Player	FG-A	3-Pt	FT-A	R	PF	A	Pts
Lang	1-2	0-0	0-2	3	4	0	2
Hutchingson	3-5	1-2	0-0	10	2	8	7
Abercrombie	5-10	0-0	10-11	9	4	0	20
Windom	2-10	1-5	3-4	4	4	6	8
Taylor	4-12	0-4	2-4	5	1	0	10
Roe	1-2	1-2	0-0	0	0	0	3
Magana	3-8	1-5	2-2	2	5	0	9
McCoy	0-3	0-0	2-2	2	0	1	2
Burris	1-2	0-1	0-0	0	1	0	2
TOTALS	20-54	4-19	19-25	37	21	15	63

Halftime Score: UCM 33, PSU 32 **Game Totals:** FG%: UCM 43.6, PSU 37.0; 3FG%: UCM 35.7, PSU 21.1; FT%: UCM 80.8, PSU 76.0; **TOS:** UCM 12, PSU 16; **Blocks:** UCM 2, PSU 5; **Steals:** UCM 6, PSU 3.

~ Mules 76, Washburn 82 ~

January 5 * Topeka, Kan.

(Topeka, Kan.) – The No. 25 Washburn Ichabods went on a 23-5 second half run to get past the Central Missouri Mules by an 82-76 margin on Saturday night at Lee Arena. It was the first WU win in the series since January 3 of 2004.

The Mules (8-3, 1-1 MIAA) jumped out early on the Ichabods (9-2, 1-1 MIAA) and held the advantage the entire half. UCM pushed it to as much as 11 by the 9:21 mark but WU had a run at the lead. They cut it to a couple with 5:14 remaining but two threes by De'Andre Byrd pushed it back in control of the Mules. The Ichabods got back in it at the 2:11 mark with a three-pointer from Andrew Meile but neither team could score in the final two minutes to gain momentum.

Central Missouri went into the break with a 44-39 advantage, getting big points from Nathan Frazier off the bench with 10. Byrd tallied 12 in the half and WU's Angel Santiago had 15. Central Missouri hit 52 percent from the floor while the 'Bods tallied 40 percent and took seven more shots.

The Mules extended their advantage to nine in the first three minutes of the half, but went cold after that, scoring five points over the next 10 minutes. The Ichabods scored 23 during that stretch, including four three-pointers. Washburn was up by 14 with five minutes left thanks in part to their hot shooting (55 percent in the second half) and stellar interior defense. The Mules post players were held to only 6-of-20 from the field and the Ichabods had the rebound edge by four. Paul Byers and Kyle Snyder had 12 and 13 rebounds, respectively, and keyed the WU defense inside.

UCM showed some fight though. It chipped at the lead over the next four minutes, getting it down to four at 80-76 with 31 seconds remaining on a Byrd lay-up. WU hit its free throws though, and the Mules failed to convert from three in the final seconds to get any closer.

Central Missouri only managed to hit 26 percent in the second half compared to Washburn's 55 percent. WU also drilled 50 percent of its three-pointers compared to 28 percent for UCM in the game.

Byrd set a career-high for the fifth consecutive game with 19 points while Kevin Wollbrinck hit 13-of-15 from the free throw line and tallied a career-high with 19 as well. Joe Young put up 15 while Frazier failed to score in the second half and finished with 10. Skip Thomas was the leading rebounder with 10. Santiago led four WU double-figure scorers with 22 points.

Central Missouri - 76

Player	FG-A	3-Pt	FT-A	R	PF	A	Pts
Wollbrinck	3-11	0-4	13-15	3	4	2	19
Thomas	1-5	0-0	0-0	10	0	1	2
Young	4-15	3-9	4-6	2	5	1	15
Dudley	0-1	0-1	0-0	0	2	0	0
Byrd	8-14	3-6	0-1	5	2	2	19
Oakley	1-2	0-0	1-2	3	1	0	3
Miller	0-0	0-0	0-0	0	1	1	0
Richardson	0-1	0-1	0-0	0	0	0	0
Taylor	0-1	0-1	0-0	2	1	0	0
Frazier	2-4	1-2	5-6	0	1	1	10
Luellen	2-3	0-1	0-0	3	5	0	4
Battle	1-2	0-0	2-2	5	1	0	4
TEAM				2			
TOTALS	22-59	7-25	25-32	35	23	8	76

2007-08 Game-by-Game Summaries and Box Scores

Washburn - 82

Player.....	FG-A	3-Pt	FT-A	R	PF	A	Pts
Byers.....	5-7	1-2	1-2	12	5	2	12
Kimble.....	1-3	0-0	0-0	1	4	0	2
Meile.....	2-4	1-2	3-4	3	1	0	8
Scott.....	4-8	2-2	0-2	3	2	5	10
Williams.....	2-8	2-4	4-6	0	3	1	10
Santiago.....	6-11	3-6	7-8	2	2	3	22
Hargett.....	1-3	1-3	5-7	1	1	0	8
DeCoteau.....	0-0	0-0	0-0	0	1	0	0
Sisk.....	4-8	0-0	0-0	1	1	1	8
Snyder.....	0-2	0-1	2-4	13	3	2	2

TOTALS **25-54** **10-20** **22-33** **39** **23** **14** **82**

Halftime Score: UCM 44, WU 39 **Game Totals:** FG%: UCM 37.3, WU 46.3; 3FG%: UCM 28.0, WU 50.0; FT%: UCM 78.1, WU 66.7; TOs: UCM 9, WU 10; Blocks: UCM 3, WU 6; Steals: UCM 6, WU 5.
