



# 2007-08 UNIVERSITY OF CENTRAL MISSOURI MULES BASKETBALL GAME NOTES

## 2007-08 UCM Mules Basketball Schedule

### November

12-13 O'Reilly Auto Parts/CBE Classic (Columbia, Mo.)  
 12 vs. Fordham (N.Y.) (exhibition) . . . . . L 76-66  
 13 vs. Central Michigan (exhibition) . . . . . W 75-70  
 17 **Monmouth (Ill.)** . . . . . **W 87-60**  
 23-24 **Holiday Inn Express/KOKO/98.5 The BAR**  
**Thanksgiving Classic**  
 23 **Tabor (Kan.) College** . . . . . **W 92-46**  
 24 **Lincoln (Mo.) University** . . . . . **W 79-63**  
 28 **Hannibal-LaGrange (Mo.)** . . . . . **W 65-54**

### December

1 **St. Mary's (Texas)** . . . . . **W 64-42**  
 8 at Rockhurst (Mo.) . . . . . L 83-75  
 18-19 Las Vegas High Desert Classic  
 18 vs. Montevallo (Ala.) . . . . . 3:00 p.m. (CDT)  
 19 vs. Rollins (Fla.) . . . . . 3:00 p.m. (CDT)  
 29 **Avila (Mo.)** . . . . . **2:00 p.m.**

### January

2 at Pittsburg State \* . . . . . 7:30 p.m.  
 5 at Washburn \* . . . . . 7:30 p.m.  
 9 **Southwest Baptist \*** . . . . . **7:30 p.m.**  
 12 **Missouri Southern \*** . . . . . **3:30 p.m.**  
 16 at Missouri Western \* . . . . . 7:30 p.m.  
 19 **Emporia State \*** . . . . . **3:30 p.m.**  
 23 at Fort Hays State \* . . . . . 7:30 p.m.  
 26 at Northwest Missouri State \* . . . . . 3:30 p.m.  
 30 **Truman State \*** . . . . . **7:30 p.m.**

### February

2 **Pittsburg State \*** . . . . . **3:30 p.m.**  
 6 at Truman State \* . . . . . 7:30 p.m.  
 9 **Northwest Missouri State \*** . . . . . **3:30 p.m.**  
 11 **Fort Hays State \*** . . . . . **7:30 p.m.**  
 16 at Emporia State \* . . . . . 7:30 p.m.  
 20 at Missouri Southern \* . . . . . 7:30 p.m.  
 23 **Missouri Western \*** . . . . . **3:30 p.m.**  
 26 at Southwest Baptist \* . . . . . 7:30 p.m.

### March

1 **Washburn** . . . . . **3:30 p.m.**  
 6-9 MIAA Tournament (Kansas City, Mo.) . . . . . TBA

Home games in bold. All times are Central time.  
 \* MIAA Game

Catch all the Mules Action on KOKO-1450 / 98.5  
 The BAR and KTBG the Bridge 90.9/104.9, or on the  
 Internet at [www.warrensburgradio.com](http://www.warrensburgradio.com)  
 Keep up with Mules home games via live stats at  
[www.ucmo.edu/athletics](http://www.ucmo.edu/athletics)  
 Also keep you can watch all the MIAA games at  
[www.themiasa.tv](http://www.themiasa.tv) for \$4.00 via live webcast

### Media Contact

University of Central Missouri  
 Rob McCutcheon, Athletics Media Relations Director  
 Office: (660) 543-4312  
 Cell: (660) 441-1845; Fax: (660) 543-8034  
 Email: [rmccutcheon@ucmo.edu](mailto:rmccutcheon@ucmo.edu)

## University of Central Missouri Mules (5-1) vs. University of Montevallo Falcons (5-3) and No. 4 Rollins College Tars (6-0)

Tuesday, December 18, 2007 - 1:00 p.m. (Pacific time)  
 Wednesday, December 19, 2007 - 1:00 p.m. (Pacific time)  
 Las Vegas, Nev. \* Jerry Tarkanian Basketball Academy  
 Officials: TBA

UCM Media Relations Director: Rob McCutcheon \* 203 Multipurpose Building; Warrensburg, Mo. 64093  
 Office - 660-543-4312 \* Cell - 660-441-1845 \* Fax - 660-543-8034 \* Email - [rmccutcheon@ucmo.edu](mailto:rmccutcheon@ucmo.edu)  
 Radio: Central Missouri Sports Network (Shawn Jones play-by-play and Greg Hassler color)

### University of Central Missouri Mules

#### Probable Starters

P	No.	Name	Ht.	Wt.	Year	PPG	RPG	APG	Steals	Hometown
G	1	Joe Young	6-2	200	Jr-Tr	12.5	2.3	1.5	5	Battle Creek, Mich.
G	3	Josiah Miller	5-11	175	Jr-Tr	4.7	2.0	3.7	10	Muncie, Ind.
G	32	Tremaine Luellen	6-4	189	So-Tr	11.5	4.5	1.5	9	Memphis, Tenn.
F	12	Kevin Wollbrinck	6-4	215	Sr.-IL	11.8	7.3	2.0	8	St. Louis, Mo.
F	33	Skip Thomas	6-7	210	Jr.-Tr	12.3	7.0	0.7	7	Austin, Texas

### University of Montevallo Falcons

#### Probable Starters

P	No.	Name	Ht.	Wt.	Year	PPG	RPG	APG	Steals	Hometown
G	10	DeSean Gist	6-2	190	Jr.	3.0	1.0	1.1	6	Brooklyn, N.Y.
G	23	Taurus Dortch	6-2	185	So.	12.5	4.1	3.8	12	Birmingham, Ala.
G	35	Terrill Humphrey	6-3	190	Jr.	14.6	2.6	1.5	9	St. Augustine, Fla.
F	32	Anthony Brown	6-7	220	So.	10.0	7.4	1.0	6	Birmingham, Ala.
F	33	DeAndre Miranda	6-7	215	Jr.	6.3	5.3	0.9	4	Peoria, Ill.

### Rollins College Tars

#### Probable Starters

P	No.	Name	Ht.	Wt.	Year	PPG	RPG	APG	Steals	Hometown
G	14	Kevin Hogan	6-4	185	Jr.	11.2	3.2	1.3	3	Pensacola, Fla.
G	15	Jeremy Sharpe	6-6	180	Fr.	11.3	2.3	1.7	10	St. Louis, Mo.
G	22	Jonny Reibel	6-2	180	Sr.	18.0	3.0	7.8	15	Chicago, Ill.
F	34	Greg Sweeney Jr.	6-6	220	Jr.	5.3	4.2	2.2	5	Cincinnati, Ohio
C	50	Craig Reichel	6-8	250	Jr.	11.5	6.8	2.2	7	Schaumburg, Ill.

### The Game:

The Mules head out to host the 15th annual Las Vegas High Desert Classic on Tuesday and Wednesday. The always tough field includes fourth ranked Rollins, seventh ranked Drury, and two Elite Eight teams from last season in Central Missouri and Montevallo. The Mules will face the Falcons on Tuesday before squaring off with the undefeated Tars on Wednesday; both games will be broadcast at 3:00 p.m. Central time in Warrensburg.

### Mules can't catch Hawks, fall 83-75

(Kansas City, Mo.) – For the first time this season, the No. 18 University of Central Missouri Mules dropped a game, falling to the hot-shooting Rockhurst University Hawks on the road by an 83-75 margin. RU nailed 53 percent from the floor and 88 percent from the foul line to get past UCM's 35 percent shooting and 70 percent from the charity stripe.

Central Missouri (5-1) played from behind the entire first half as the Hawks nailed 59 percent from the floor and answered every run with one big shot after another. Leading scorer Joey Deas hit for 12 points in the period while Al Smith chipped in with nine. Rockhurst led by as many as 12 before the Mules made a run late in the half, cutting it to 35-31 on a Fred Dudley three pointer. By the 1:15 mark though, Rockhurst had it back to a nine point advantage and went into the break up 40-33. It was the most points UCM had allowed



## 2007-08 University of Central Missouri Mules Numerical Roster

No.	Name	Position	Ht.	Wt.	Year -exp	Hometown	Previous School
00	Tyler Oakley	Forward	6-8	220	Freshman-HS	Ozark, Mo.	Ozark High School
1	Joe Young	Guard	6-2	200	Junior-Tr	Battle Creek, Mich.	Kellogg Community College (Mich.)
3	Josiah Miller	Guard	5-11	175	Junior-Tr	Muncie, Ind.	John A. Logan Community College (Ill.)
4	Tyler Richardson	Guard	6-1	185	Freshman-Rs	Springfield, Mo.	Kickapoo High School
5	Carvelle Taylor	Guard	6-0	185	Junior-Tr	Atlanta, Ga.	Coastal Georgia Community College
10	Nathan Frazier	Guard	6-1	182	Junior-2L	Versailles, Mo.	Versailles High School
11	Victor Lee	Guard	6-1	187	Junior-2L	Lee's Summit, Mo.	Raymore-Peculiar High School
12	Kevin Wollbrinck	Forward	6-4	215	Senior-1L	St. Louis, Mo.	Meramac Community College (Mo.)
14	Brad Harper	Forward	6-5	225	Freshman-HS	Warrensburg, Mo.	Warrensburg High School
15	Fred Dudley	Guard	6-4	187	Senior-1L	South Bend, Ind.	Kirkwood Community College (Iowa)
21	Paul Banister	Center	6-8	232	Senior-3L	St. Louis, Mo.	Lafayette High School
22	Kyle Weymuth	Guard	6-3	206	Senior-1L	Cole Camp, Mo.	State Fair Community College (Mo.)
23	De'Andre Byrd	Guard	6-2	198	Junior-Tr	Cincinnati, Ohio	Vincennes University
30	Esian Henderson	Forward	6-7	189	Junior-Tr	Kansas City, Mo.	North Central Missouri College
32	Tremaine Luellen	Guard	6-4	189	Sophomore-Tr	Memphis, Tenn.	Northeastern Oklahoma A&M College
33	Skip Thomas	Forward	6-7	210	Junior-Tr	Austin, Texas	Temple Junior College (Texas)
54	Walter Battle	Center	6-6	265	Junior-Tr	Chicago, Ill.	Labette Community College (Kan.)

**Head Coach:** Kim Anderson    **Assistant Coaches:** Brad Loos, Nelson Haggerty, Corey Brown, & Brett Cochran

### Pronunciation Guide

**Kevin Wollbrinck** - WOOL-brinck  
**Kyle Weymuth** - WHY-muth

**Tremaine Luellen** - Tre-MAYNE Lew-ELL-en  
**Carvelle Taylor** - CAR-vell

**Josiah Miller** - Joe-SIGH-uh  
**Esian Henderson** - EE-shawn

### Anderson joins Mule coaching elite

Mules head coach Kim Anderson got win number 115 against St. Mary's on December 1 in only his sixth season (115-45). He is now alone in fourth place on the UCM coaching list (out of 23 coaches), passing Lynn Nance, who was an outstanding 114-35 in five seasons from 1980-85. Up next on the list is Jim Wooldridge, who had a 131-48 mark in six seasons (1985-91).

### Home Court Dominance

UCM finished its first undefeated season at home since the 1984 season in 2006-07. With the win over St. Mary's on Wednesday, Central Missouri is 49-3 at the Multipurpose Building in the last four seasons under Anderson. **They have a 29-0 record against non-conference opponents at home during that span as well.** Against MIAA teams, the Mules are 24-3 at home in the last three years. They have also won 15 in a row at home against MIAA teams.

**They have won their last 28 games at the Multi, which is now the longest streak in the nation (Winona State lost to Division III St. Thomas last week).** The last loss in the Multi was to Emporia on January 14 of 2006.

### Attendance Leaders

The Mules led all of NCAA Division II in attendance last season with 3,640 fans per game. Central Missouri also ranked highly when put up against Division I schools. The Mules had better attendance than approximately 60 percent of their D-I counterparts and averaged more than schools like the University of Colorado and the University of Miami (Fla.).

### Mules Basketball All-Time

Central Missouri Mules basketball is in its 102nd season. The Mules have produced an all-time record of 1456-874. The Mules are the second winningest program in NCAA Division II basketball history (trailing only Central Washington).

Central Missouri has won three national titles--the NAIB titles in 1936-37 (the first ever collegiate basketball championship) and 1937-38, and the NCAA-II title in 1984 at Springfield, Mass.

The Mules have also claimed 20 regular season conference titles (the most of any modern-day MIAA team), four MIAA tournament crowns, and have advanced to the NCAA Tournament 19 times.

### Double-Figure Delight

Central Missouri has had six different players score double figure points this season. The only Mule to do it in every game though, is junior Joe Young. Three

players have done it at least three times in Tremaine Luellen, Skip Thomas, and Kevin Wollbrinck. The only player with a double-double though, is Luellen.

### Wollbrinck steps up

Senior forward Kevin Wollbrinck averaged only 1.3 points and 1.3 rebounds a game last season for the Mules. He also averaged only seven minutes per contest in 2006-07.

So far this season though, he is averaging 11.8 points and 7.3 rebounds a game, while playing a team-high 28.7 minutes per contest.

### Mule Ball

Central Missouri made the term "Mule Ball" a house hold name last year. Turning defense into offense is how it is commonly described and it has forced 119 turnovers (20 per game) from its opponents this season. The "Mule Ball" style of play has converted those turnovers into 148 points in six games (24.7 points per game).

### Viva Las Vegas

In the 15th year of the Las Vegas High Desert Classic, the University of Central Missouri is 20-8. Anderson has an 8-2 mark in Sin City as the Mules will be playing their 29th and 30th games this season. The Mules have won their last four games in the High Desert Classic and have not lost since 2004-05.

### The Good Young

Junior guard **Joe Young** has proven to be the Mules most explosive scorer so far this season by putting up points in quickly. He is averaging a team-high 12.5 points and set a career-high with 18 against Rockhurst.

He is also the only Mule to score double-figure points in all five games.

### A December Thing

Central Missouri will play its third and fourth games in the month of December in Las Vegas. The Mules are 13-2 the last three seasons in the month and are 1-1 this year, breaking a 12-game winning streak with the loss to Rockhurst last week.

### Shooting Woes

Central Missouri started out the season shooting at least 45 percent in the first three games but have since slipped into a slump. The last three games have seen the Mules hit only 37 percent from the floor (69-of-186) and 22.6 percent from three point land (14-of-62).



## 2007-2008 NABC Division II Poll (as of 12/11)

Team	Record	Pts
1. Bentley (6 first-place votes)	8-0	198
2. Grand Valley State (2)	10-0	192
3. South Dakota	8-0	182
<b>4. Rollins</b>	<b>6-0</b>	<b>173</b>
5. Winona State	10-1	167
6. Cal State-San Bernardino	7-0	163
<b>7. Drury</b>	<b>6-0</b>	<b>147</b>
8. St. Cloud State	8-0	137
9. Seattle	5-0	129
10. Southwestern Oklahoma State	8-0	109
11. Brigham Young-Hawaii	3-0	100
12. Nebraska-Omaha	7-0	99
<b>13. Northwest Missouri State</b>	<b>5-1</b>	<b>98</b>
14. Augusta State	4-1	96
15. South Carolina Aiken	6-0	94
16. Findlay	5-2	86
<b>17. Pittsburg State</b>	<b>6-0</b>	<b>52</b>
<b>18. Emporia State</b>	<b>4-2</b>	<b>50</b>
19. Seattle Pacific	4-1	47
20. Mount Olive	4-1	41
21. Central Oklahoma	8-2	40
22. Virginia Union	2-1	39
23. West Liberty State	7-0	26
24. Florida Tech	8-0	23
25. Bellarmine	6-1	17



## 2007-2008 MIAA Standings

MIAA			Overall			
W	L	Pct.	W	L	Pct.	
Pittsburg State (17)	0	0	.000	6	0	1.000
Washburn	0	0	.000	6	1	.857
<b>Central Missouri</b>	<b>0</b>	<b>0</b>	<b>.000</b>	<b>5</b>	<b>1</b>	<b>.833</b>
Fort Hays State	0	0	.000	5	1	.833
Missouri Western	0	0	.000	5	1	.833
Northwest Missouri (13)	0	0	.000	5	1	.833
Missouri Southern	0	0	.000	6	2	.750
Southwest Baptist	0	0	.000	5	2	.714
Emporia State (18)	0	0	.000	4	2	.667
Truman	0	0	.000	1	5	.167

NABC Division II Coaches Poll final ranking in parenthesis

### Monday, December 17

MSSU @ Newman (Kan.)  
 NWMSU vs. Ouachita Baptist (Ark.) .....10:30 AM, @ St. Mary's  
 MWSU vs. Central Oklahoma ..... 12:45 PM, @ St. Mary's  
 ESU vs. Angelo (Texas) State .....3:00 PM, @ St. Mary's  
 WU vs. Southeastern Oklahoma State, .....5:15 PM, @ St. Mary's  
 PSU @ St. Mary's (Texas) ..... 7:30 PM

### Tuesday, December 18

NWMSU vs. Central Oklahoma .....10:30 AM, @ St. Mary's  
 ESU vs. Ouachita Baptist (Ark.) .....12:45 PM, @ St. Mary's  
 MWSU vs. Southeastern Oklahoma State .....3:00 PM, @ St. Mary's  
 UCM vs. Montevallo (Ala.) .....3:00 PM, @ Las Vegas, Nev.  
 PSU vs. Angelo (Texas) State .....5:15 PM, @ St. Mary's  
 Evangel (Mo.) @ SBU .....7:00 PM  
 WU @ St. Mary's (Texas) ..... 7:30 PM

### Wednesday, December 19

UCM vs. Rollins (Fla.) .....3:00 PM, @ Las Vegas, Nev.  
 TSU @ Southern Illinois-Edwardsville .....7:30 PM

## Rollins College

### - General Information -

**Location** .....Winter Park, Fla.  
**President** .....Dr. Lewis Duncan  
**Enrollment** .....1,759  
**Conference** .....Sunshine State Conference  
**Nickname** .....Tars  
**Colors** .....Blue and Gold  
**Athletics Director** .....Pennie Parker  
**Sports Information Director** .....Nate Weyant  
**Phone** .....(407) 646-2661  
**FAX** .....(407) 646-1555  
**Email** .....nweyant@rollins.edu  
**Web Site** .....www.rollins.edu/athletics

### - Basketball Information -

**Head Coach** .....Tom Klusman  
**Alma Mater** .....Rollins ('76)  
**Record and Years** .....490-286 (28th year)  
**Overall Record** .....same  
**Assistant Coaches** .....Kyle Frakes and Brad Ash  
**2006-07 Record** .....25-7 (13-3, first in the SSC)

## Last Time They Met

### Central Missouri - 81

Player	FG-A	3-Pt	FT-A	R	PF	A	Pts
Sommerset	5-12	0-1	4-7	5	2	0	14
Brooks	2-4	0-0	2-2	3	3	0	6
Jones	2-7	2-5	4-5	2	4	4	10
Wright	4-11	1-3	7-9	12	1	3	16
Williams	4-10	2-4	12-14	8	4	3	22
Stoker	2-4	0-0	5-6	6	2	1	9
Frazier	0-0	0-0	2-2	0	0	1	2
Dudley	0-3	0-2	0-0	1	2	0	0
Taylor	0-0	0-0	2-2	1	3	0	2
<b>TOTALS</b>	<b>19-51</b>	<b>5-15</b>	<b>38-47</b>	<b>42</b>	<b>21</b>	<b>12</b>	<b>81</b>

### Rollins - 74

Player	FG-A	3-Pt	FT-A	R	PF	A	Pts
Codrey	1-2	0-1	2-2	1	4	2	4
Reichel	5-14	3-6	2-2	8	4	1	15
Troupe	5-7	2-3	0-0	4	5	0	12
Thinnes	2-8	0-4	6-7	3	4	0	10
Reibel	6-15	3-8	10-10	1	3	11	25
Hogan	2-8	1-4	0-0	4	2	0	5
Kuhlman	0-0	0-0	0-0	0	5	0	0
Kolosey	0-0	0-0	0-2	2	3	0	0
Sweeney	1-2	1-2	0-0	3	3	0	3
<b>TOTALS</b>	<b>22-56</b>	<b>10-28</b>	<b>20-23</b>	<b>29</b>	<b>33</b>	<b>14</b>	<b>74</b>

**Halftime Score:** UCM 30, RC 26 **Game Totals:** FG%: UCM 37.3, RC 39.3; 3FG%: UCM 33.3, RC 35.7; FT%: UCM 80.9, RC 87.0; TOs: UCM 15, RC 17; Blocks: UCM 3, RC 2; Steals: UCM 7, RC 9

### Montevallo - 69

Player	FG-A	3-Pt	FT-A	R	PF	A	Pts
Plaza	4-8	0-1	0-0	3	1	3	8
Brown	5-15	1-6	8-9	2	3	1	19
Howard	1-2	0-1	1-2	2	5	1	3
Kennedy	5-12	1-2	10-11	7	5	0	21
Robinson	2-3	0-0	2-3	6	4	0	6
Urbanski	1-3	1-3	0-0	0	2	1	3
Caston	0-2	0-1	0-0	0	0	0	0
Hutchinson	0-1	0-1	0-1	0	1	0	0
Brown	3-4	0-0	3-4	2	2	0	9
Harden	0-0	0-0	0-0	0	0	0	0
<b>TOTALS</b>	<b>21-50</b>	<b>3-15</b>	<b>24-29</b>	<b>25</b>	<b>23</b>	<b>8</b>	<b>69</b>

### Central Missouri - 86

Player	FG-A	3-Pt	FT-A	R	PF	A	Pts
Stoker	3-6	0-1	9-11	5	4	0	15
Jones	2-4	1-2	0-0	3	3	0	5
Wright	9-12	1-2	5-5	5	2	6	24
Williams	3-9	1-5	2-2	1	2	5	9
Sommerset	5-9	1-2	5-8	6	4	1	16
Lee	0-0	0-0	0-0	0	0	0	0
Wollbrinck	1-2	1-1	2-3	4	2	2	5
Dudley	2-6	2-6	0-0	2	0	0	6
Banister	0-0	0-0	0-0	0	0	0	0
Weymuth	0-0	0-0	0-0	0	0	0	0
Taylor	1-1	0-0	0-0	0	5	0	2
Brooks	2-2	0-0	0-0	4	2	0	4
<b>TOTALS</b>	<b>28-51</b>	<b>7-19</b>	<b>23-29</b>	<b>32</b>	<b>24</b>	<b>14</b>	<b>86</b>

**Halftime Score:** UCM 44, UM 39 **Game Totals:** UM .420, UCM .549; 3FG%: UM .200, UCM .368; FT%: UM .828, UCM .793; TOs: UM 16, UCM 15; Blocks: UM 0, UCM 0; Steals: UM 7, UCM 9

## UCM Mules Basketball Specialty Statistics

### 2007-08 Trends

When leading at the half.....	5-0
When trailing at the half.....	0-1
When tied at the half.....	0-0
In Overtime.....	0-0
When scoring 69 points or less.....	2-0
When scoring 70-79 points.....	1-1
When scoring 80-89 points.....	1-0
When scoring 90-99 points.....	1-0
When scoring 100 points or more.....	0-0
At home.....	5-0
On the road.....	0-1
At neutral sites.....	0-0
When out-shooting opponent.....	4-0
When out-shot by opponent.....	1-1
When tied in shooting.....	0-0
When out-rebounding opponent.....	4-1
When out-rebounded by opponent.....	1-0
When tied in rebounding.....	0-0
When having fewer turnovers than opponent.....	4-1
When having more turnovers than opponent.....	1-0
When tied in turnovers.....	0-0
When shooting 50% or better from the field.....	1-0
When shooting less than 50% from the field.....	4-1
When shooting 70% or better from the FT line.....	1-0
When shooting less than 70% from the FT line.....	4-1
When shooting 30% or better from 3FG range.....	2-1
When shooting less than 30% from 3FG range.....	3-0

### 2007-08 By the Numbers

<b>Double Figure Scoring</b>	
Joe Young.....	6
Skip Thomas.....	5
Kevin Wollbrinck.....	4
Tremaine Luellen.....	3
Carvelle Taylor.....	1
Fred Dudley.....	1
<b>Games with 20+ Points</b>	
Tremaine Luellen.....	1
<b>Double-Doubles</b>	
Tremaine Luellen.....	1

<b>Games Led (or shared lead) in Scoring</b>	
Tremaine Luellen.....	2
Carvelle Taylor.....	1
Kevin Wollbrinck.....	1
Skip Thomas.....	1
Joe Young.....	1

<b>Games Led (or shared lead) in Rebounding</b>	
Kevin Wollbrinck.....	3
Skip Thomas.....	2
Tremaine Luellen.....	1

<b>Games Led (or shared lead) in Assists</b>	
Josiah Miller.....	3
Kevin Wollbrinck.....	2
De'Andre Byrd.....	1
Carvelle Taylor.....	1
Joe Young.....	1

<b>Games Led (or shared lead) in Steals</b>	
Josiah Miller.....	2
Carvelle Taylor.....	2
De'Andre Byrd.....	2
Tyler Oakley.....	1
Kevin Wollbrinck.....	1

<b>Games Led (or shared lead) in Blocked Shots</b>	
Skip Thomas.....	3
Kevin Wollbrinck.....	2
Tyler Oakley.....	2
De'Andre Byrd.....	1
Joe Young.....	1

<b>The Mules had 15 Steals.....</b>	<b>21 vs. St. Mary's (12/1/07)</b>
Opponent had 15 Steals.....	15, SW Baptist (3/5/05)
A Mule had 6 Steals.....	Zack Wright (6)
	vs. Central Methodist (11/21/06)
<b>The Mules had 6 Blocks.....</b>	<b>7 vs. Monmouth (11/17/07)</b>
Opponent had 6 Blocks.....	6, Tabor (11/23/07)
<b>A Mule had 3 Blocks.....</b>	<b>Skip Thomas (4)</b>
	vs. St. Mary's (12/1/07)
A Mule had a Triple-Double.....	Never
A Mule had a Double-Double.....	Tremaine Luellen
	vs. Lincoln (11/24/07)

### Free Throws in last 5:00

Skip Thomas.....	5-5
Josiah Miller.....	4-4
Kevin Wollbrinck.....	4-4
Tyler Richardson.....	2-2
Nathan Frazier.....	2-2
Esian Henderson.....	2-2
De'Andre Byrd.....	4-5
Joe Young.....	3-5
Tremaine Luellen.....	3-6
Tyler Oakley.....	2-4
Walter Battle.....	1-2
<b>TOTAL.....</b>	<b>32-41 (78 percent)</b>

### The Last Time it Happened

The Mules Scored 100 Pts.....	103 vs. Sterling (12/20/06)
Opponent Scored 100.....	100, NW Missouri (2/26/02)
A Mule Scored 30 Points.....	Zack Wright (30)
	vs. Fort Hays State (2/7/07)
The Mules had 50 Rebounds.....	52 vs. Lincoln (11/24/07)
Opponent had 50 Rebounds.....	51, Illinois Tech (11/26/05)
A Mule had 15 RBs.....	Darryl Sommerset (15)
	vs. Southwest Baptist (2/21/07)
<b>The Mules had 20 Assists.....</b>	<b>28 vs. Tabor (11/23/07)</b>
Opponent had 20 Assists.....	21, TSU (3/03/07)
A Mule had 10 Assists.....	Wadale Williams (10)
	vs. Hannibal-LaGrange (11/15/05)

### Starting Lineups

<b>Wollbrinck, Thomas, Young, Miller, Luellen.....</b>	<b>3</b>
<b>Wollbrinck, Thomas, Taylor, Miller, Luellen.....</b>	<b>2</b>
<b>Wollbrinck, Thomas, Taylor, Byrd, Luellen.....</b>	<b>1</b>

## 2007-2008 MIAA Preseason Coaches Poll

School	Points
1. Northwest Missouri (9)	81
2. Central Missouri (1)	68
3. Pittsburg State	65
4. Emporia State	51
5. Missouri Western	41
6. Southwest Baptist	35
7. Fort Hays State	34
8. Truman	27
9. Washburn	26
10. Missouri Southern	22

Points awarded on a 9-8-7-6-5-4-3-2-1 basis.  
 First place votes in parentheses ( )  
 Coaches could not vote for their own school.

## Active Division II Home Court Winning Streaks

School	Streak
1. Central Missouri.....	28
2. Minnesota State-Mankato.....	25
3. Bentley.....	22
4. Grand Valley State.....	17
Barton.....	17
6. Central State.....	16

# 2007-2008 University of Central Missouri Mules Basketball Statistics

**OVERALL RECORD: 5-1 MIAA RECORD: 0-0**

**Home: 5-0 Away: 0-1 Neutral: 0-0**

Player	GP	GS	Min	---TOTAL---			---3-PTS---			---REBOUNDS---			PF	FO	A	TO	Blk	Stl	Pts	Avg						
				Avg	FG	FGA	Pct	3FG	FGA	Pct	FT	FTA									Pct	Off	Def	Tot	Avg	
Young,Joe	6	3	128	21.3	27	59	.458	13	36	.361	8	10	.800	4	10	14	2.3	13	0	9	6	2	5	75	12.5	
Thomas,Skip	6	6	158	26.3	32	61	.525	0	0	.000	10	13	.769	18	24	42	7.0	8	0	4	10	8	7	74	12.3	
Wollbrinck,Kevin	6	6	172	28.7	18	39	.462	0	2	.000	35	41	.854	17	27	44	7.3	14	1	12	12	5	8	71	11.8	
Luellen,Tremaine	6	6	137	22.8	28	60	.467	5	14	.357	8	18	.444	9	18	27	4.5	10	0	9	7	1	9	69	11.5	
Taylor,Carvelle	6	3	100	16.7	15	48	.313	6	27	.222	3	4	.750	4	8	12	2.0	8	0	5	4	0	11	39	6.5	
Dudley,Fred	6	0	73	12.2	12	26	.462	6	17	.353	0	2	.000	8	13	21	3.5	2	0	5	5	1	1	30	5.0	
Miller,Josiah	6	5	101	16.8	10	27	.370	3	15	.200	5	8	.625	2	10	12	2.0	7	0	22	6	0	10	28	4.7	
Byrd,De'Andre	6	1	97	16.2	6	26	.231	0	5	.000	11	21	.524	12	11	23	3.8	10	1	11	6	3	13	23	3.8	
Frazier,Nathan	6	0	71	11.8	4	12	.333	2	6	.333	7	10	.700	5	2	7	1.2	4	0	7	3	0	2	17	2.8	
Richardson,Tyler	4	0	21	5.3	2	3	.667	2	3	.667	2	2	1.000	0	1	1	0.3	2	0	2	1	0	1	8	2.0	
Oakley,Tyler	6	0	59	9.8	4	8	.500	0	0	.000	3	6	.500	4	11	15	2.5	2	0	3	2	3	3	11	1.8	
Battle,Walter	5	0	37	7.4	3	6	.500	0	0	.000	2	4	.500	2	5	7	1.4	4	0	2	7	1	2	8	1.6	
Henderson,Esian	3	0	9	3.0	1	3	.333	0	1	.000	2	2	1.000	0	2	2	0.7	2	0	1	1	0	0	4	1.3	
Lee,Victor	3	0	6	2.0	1	2	.500	1	1	1.000	0	0	.000	0	0	0	0.0	3	0	0	0	0	0	3	1.0	
Banister,Paul	4	0	22	5.5	1	3	.333	0	0	.000	0	1	.000	2	3	5	1.3	4	0	2	2	1	1	2	0.5	
Weymuth,Kyle	3	0	9	3.0	0	2	.000	0	1	.000	0	0	.000	0	1	1	0.3	0	0	1	1	0	0	0	0.0	
TEAM.....																		11	7	18	3.0	0		0		
<b>Total.....</b>	<b>6</b>				<b>164</b>	<b>385</b>	<b>.426</b>	<b>38</b>	<b>128</b>	<b>.297</b>	<b>96</b>	<b>142</b>	<b>.676</b>	<b>98</b>	<b>153</b>	<b>251</b>	<b>41.8</b>	<b>93</b>	<b>2</b>	<b>95</b>	<b>73</b>	<b>25</b>	<b>73</b>	<b>462</b>	<b>77.0</b>	
<b>Opponents.....</b>	<b>6</b>				<b>123</b>	<b>321</b>	<b>.383</b>	<b>30</b>	<b>99</b>	<b>.303</b>	<b>72</b>	<b>95</b>	<b>.758</b>	<b>54</b>	<b>145</b>	<b>199</b>	<b>33.2</b>	<b>120</b>	<b>3</b>	<b>69</b>	<b>118</b>	<b>20</b>	<b>28</b>	<b>348</b>	<b>58.0</b>	

SCORE BY PERIODS:.....	1st	2nd	Total
Central Missouri.....	226	236	462
Opponents.....	161	187	348

DEADBALL REBOUNDS:...	OFF	DEF	TOTAL
Central Missouri.....	21	1	22
Opponents.....	13	3	16

# 2007-2008 University of Central Missouri Mules & Opponents Game-by-Game Statistics

Mules		[--- TOTAL ---]					[--- 3-POINT ---]			[--- REBOUNDS ---]													
Opponent	Date	Score	W/L	FG	FGA	Pct	3FG	FGA	Pct	FT	FTA	Pct	Off	Def	Tot	Avg	PF	A	TO	Blk	Stl	Pts	Avg
MONMOUTH (ILL.)	11/17/07	87-60	W	30	66	.455	8	24	.333	19	30	.633	14	28	42	42.0	16	16	11	7	13	87	87.0
TABOR COLLEGE	11/23/07	92-46	W	36	72	.500	12	28	.429	8	12	.667	16	30	46	44.0	17	28	14	6	16	92	89.5
LINCOLN	11/24/07	79-63	W	29	61	.475	4	14	.286	17	25	.680	17	35	52	46.7	13	16	17	1	5	79	86.0
HANNIBAL-LAGRANGE	11/28/07	65-54	W	22	59	.373	5	21	.238	16	20	.800	9	23	32	43.0	14	12	6	5	9	65	80.8
ST. MARYS	12/1/07	64-42	W	24	61	.393	3	22	.136	13	22	.591	21	21	42	42.8	9	10	13	4	21	64	77.4
at Rockhurst	12/08/07	75-83	L	23	66	.348	6	19	.316	23	33	.697	21	16	37	41.8	24	13	12	2	9	75	77.0
<b>Central Missouri</b>		<b>462</b>		<b>164</b>	<b>385</b>	<b>.426</b>	<b>38</b>	<b>128</b>	<b>.297</b>	<b>96</b>	<b>142</b>	<b>.676</b>	<b>98</b>	<b>153</b>	<b>251</b>	<b>41.8</b>	<b>93</b>	<b>95</b>	<b>73</b>	<b>25</b>	<b>73</b>	<b>462</b>	<b>77.0</b>
<b>Opponents</b>		<b>348</b>		<b>123</b>	<b>321</b>	<b>.383</b>	<b>30</b>	<b>99</b>	<b>.303</b>	<b>72</b>	<b>95</b>	<b>.758</b>	<b>54</b>	<b>145</b>	<b>199</b>	<b>33.2</b>	<b>120</b>	<b>69</b>	<b>118</b>	<b>20</b>	<b>28</b>	<b>348</b>	<b>58.0</b>

Games played: 6  
 Points/game: 77.0  
 FG Pct: 42.6  
 3FG Pct: 29.7  
 FT Pct: 67.6

Rebounds/game: 41.8  
 Assists/game: 15.8  
 Turnovers/game: 12.2  
 Assist/turnover ratio: 1.3  
 Steals/game: 12.2  
 Blocks/game: 4.2

Opponents		[--- TOTAL ---]					[--- 3-POINT ---]			[--- REBOUNDS ---]													
Opponent	Date	Score	W/L	FG	FGA	Pct	3FG	FGA	Pct	FT	FTA	Pct	Off	Def	Tot	Avg	PF	A	TO	Blk	Stl	Pts	Avg
MONMOUTH (ILL.)	11/17/07	87-60	W	20	54	.370	8	26	.308	12	16	.750	7	29	36	36.0	19	11	24	3	6	60	60.0
TABOR COLLEGE	11/23/07	92-46	W	16	59	.271	3	13	.231	11	16	.688	16	22	38	37.0	13	8	22	6	6	46	53.0
LINCOLN	11/24/07	79-63	W	26	67	.388	6	25	.240	5	9	.556	7	18	25	33.0	23	14	11	2	7	63	56.3
HANNIBAL-LAGRANGE	11/28/07	65-54	W	19	48	.396	6	11	.545	10	15	.667	7	30	37	34.0	19	11	17	2	0	54	55.8
ST. MARYS	12/1/07	64-42	W	17	46	.370	3	13	.231	5	6	.833	9	20	29	33.0	18	13	26	2	4	42	53.0
at Rockhurst	12/08/07	75-83	L	25	47	.532	4	11	.364	29	33	.879	8	26	34	33.2	28	12	18	5	5	83	58.0
<b>Opponents</b>		<b>348</b>		<b>123</b>	<b>321</b>	<b>.383</b>	<b>30</b>	<b>99</b>	<b>.303</b>	<b>72</b>	<b>95</b>	<b>.758</b>	<b>54</b>	<b>145</b>	<b>199</b>	<b>33.2</b>	<b>120</b>	<b>69</b>	<b>118</b>	<b>20</b>	<b>28</b>	<b>348</b>	<b>58.0</b>
<b>Central Missouri</b>		<b>462</b>		<b>164</b>	<b>385</b>	<b>.426</b>	<b>38</b>	<b>128</b>	<b>.297</b>	<b>96</b>	<b>142</b>	<b>.676</b>	<b>98</b>	<b>153</b>	<b>251</b>	<b>41.8</b>	<b>93</b>	<b>95</b>	<b>73</b>	<b>25</b>	<b>73</b>	<b>462</b>	<b>77.0</b>

Games played: 6  
 Points/game: 58.0  
 FG Pct: 38.3  
 3FG Pct: 30.3  
 FT Pct: 75.8

Rebounds/game: 33.2  
 Assists/game: 11.5  
 Turnovers/game: 19.7  
 Assist/turnover ratio: 0.6  
 Steals/game: 4.7  
 Blocks/game: 3.3

## 2007-2008 Mules Basketball Superlatives

### UCM Individual Highs

POINTS- 22	Luellen,Tremaine vs Lincoln (11/24/07)
FIELD GOALS MADE- 9	Luellen,Tremaine vs Lincoln (11/24/07)
FIELD GOAL ATT- 13	Luellen,Tremaine vs Lincoln (11/24/07)
FG PCT (min 5 made)- .833 (5-6)	Young,Joe vs Hannibal LaGrange (11/28/07)
3 PT FG MADE- 3	Young,Joe vs. Rockhurst (12/8/07)
	Young,Joe vs Tabor (11/23/07)
	Taylor,Carvelle vs Tabor (11/23/07)
3 PT FG ATTEMPTS- 10	vs. Rockhurst (12/8/07)
3-PT FG PCT - 1.000 (2-2)	Luellen,Tremaine vs Monmouth (11/17/07)
	Richardson,Tyler vs. Tabor (11/23/07)
	Young,Joe vs Hannibal LaGrange (11/28/07)
FREE THROWS MADE-11	Wollbrinck,Kevin vs. Rockhurst (12/8/07)
	Wollbrinck,Kevin vs Hannibal LaGrange (11/28/07)
FREE THROW ATT- 12	Wollbrinck,Kevin vs. Rockhurst (12/8/07)
FT PCT (min 3 md)- 1.000 (11-11)	Wollbrinck,Kevin vs Hannibal LaG (11/28/07)
REBOUNDS- 11	Luellen,Tremaine vs Lincoln (11/24/07)
ASSISTS- 9	Miller,Josiah vs Tabor (11/23/07)
STEALS- 5	Byrd,De'Andre vs. Rockhurst (12/8/07)
	Wollbrinck,Kevin vs. St. Mary's (12/1/07)
BLOCKED SHOTS- 4	Thomas,Skip vs. St. Mary's (12/1/07)
TURNOVERS- 5	Wollbrinck,Kevin vs. St. Mary's (12/1/07)
FOULS- 5	Wollbrinck and Byrd vs. Rockhurst (12/8/07)

### Opponent Individual Highs

POINTS- 24	Deas,Joey vs. Rockhurst (12/8/07)
FIELD GOALS MADE- 8	Lucchesi,Mario vs Lincoln (11/24/07)
FIELD GOAL ATT- 18	Lucchesi,Mario vs Lincoln (11/24/07)
FG PCT (min 5 made)- .833 (5-6)	Martin,Drew vs. Rockhurst (12/8/07)
3 PT FG MADE- 4	Scott Scholten vs Monmouth (Ill.) (11/17/07)
3 PT FG ATTEMPTS- 8	Lucchesi,Mario vs Lincoln (11/24/07)
3-PT FG PCT (min 2 made)- .667 (2-3)	De Blonk,Kyle vs Tabor (11/23/07)
FREE THROWS MADE- 10	Deas,Joey vs. Rockhurst (12/8/07)
FREE THROW ATT- 10	Deas,Joey vs. Rockhurst (12/8/07)
FT PCT (min 3 made)- 1.000 (10-10)	Deas,Joey vs. Rockhurst (12/8/07)
REBOUNDS- 11	Haakon Skuggedal vs Hannibal LaGrange (11/28/07)
ASSISTS- 10	Mata,Ralph vs Lincoln (11/24/07)
STEALS- 5	Mata,Ralph vs Lincoln (11/24/07)
BLOCKED SHOTS- 3	Torson,John vs. Rockhurst (12/8/07)
	Stoeker,Mike vs Tabor (11/23/07)
	Vanselow,Zack vs Tabor (11/23/07)
TURNOVERS- 9	Wayne McPike vs Hannibal LaGrange (11/28/07)
FOULS- 5	Three times

### Team and Opponents Highs

#### Mules:

POINTS	92	vs Tabor (11/23/07)
FIELD GOALS MADE	36	vs Tabor (11/23/07)
FIELD GOAL ATT	72	vs Tabor (11/23/07)
FG PERCENTAGE	.500 (36-72)	vs Tabor (11/23/07)
3 PT FG MADE	12	vs Tabor (11/23/07)
3 PT FG ATTEMPTS	28	vs Tabor (11/23/07)
3 PT FG PERCENTAGE	.429 (12-28)	vs Tabor (11/23/07)
FREE THROWS MADE	23	vs. Rockhurst (12/8/07)
FREE THROW ATT	33	vs. Rockhurst (12/8/07)
FT PERCENTAGE	.800 (16-20)	vs Hannibal LaGrange (11/28/07)
REBOUNDS	52	vs Lincoln (11/24/07)
ASSISTS	28	vs Tabor (11/23/07)
STEALS	21	vs. St. Mary's (12/1/07)
BLOCKED SHOTS	7	vs Monmouth (Ill.) (11/17/07)
TURNOVERS	17	vs Lincoln (11/24/07)
FOULS	24	vs. Rockhurst (12/8/07)

### Opponents:

POINTS	83	vs. Rockhurst (12/8/07)
FIELD GOALS MADE	26	vs Lincoln (11/24/07)
FIELD GOAL ATT	67	vs Lincoln (11/24/07)
FG PERCENTAGE	.532 (25-47)	vs. Rockhurst (12/8/07)
3 PT FG MADE	8	vs Monmouth (Ill.) (11/17/07)
3 PT FG ATTEMPTS	26	vs Monmouth (Ill.) (11/17/07)
3 PT FG PERCENTAGE	.545 (6-11)	vs Hannibal LaGrange (11/28/07)
FREE THROWS MADE	29	vs. Rockhurst (12/8/07)
FREE THROW ATT	33	vs. Rockhurst (12/8/07)
FT PERCENTAGE	.879 (29-33)	vs. Rockhurst (12/8/07)
REBOUNDS	38	vs. Tabor (11/23/07)
ASSISTS	14	vs Lincoln (11/24/07)
STEALS	7	vs Lincoln (11/24/07)
BLOCKED SHOTS	6	vs. Tabor (11/23/07)
TURNOVERS	26	vs. St. Mary's (12/1/07)
FOULS	28	vs. Rockhurst (12/8/07)

### Team and Opponents Low

#### Mules:

POINTS	64	vs. St. Mary's (12/1/07)
FIELD GOALS MADE	22	vs Hannibal LaGrange (11/28/07)
FIELD GOAL ATT	59	vs Hannibal LaGrange (11/28/07)
FG PERCENTAGE	.348 (23-66)	vs. Rockhurst (12/8/07)
3 PT FG MADE	3	vs. St. Mary's (12/1/07)
3 PT FG ATTEMPTS	14	vs Lincoln (11/24/07)
3 PT FG PERCENTAGE	.136 (3-22)	vs. St. Mary's (12/1/07)
FREE THROWS MADE	8	vs Tabor (11/23/07)
FREE THROW ATT	12	vs Tabor (11/23/07)
FT PERCENTAGE	.591 (13-22)	vs. St. Mary's (12/1/07)
REBOUNDS	32	vs Hannibal LaGrange (11/28/07)
ASSISTS	10	vs. St. Mary's (12/1/07)
STEALS	5	vs Lincoln (11/24/07)
BLOCKED SHOTS	1	vs Lincoln (11/24/07)
TURNOVERS	6	vs Hannibal LaGrange (11/28/07)
FOULS	9	vs. St. Mary's (12/1/07)

### Opponents:

POINTS	42	vs. St. Mary's (12/1/07)
FIELD GOALS MADE	16	vs Tabor (11/23/07)
FIELD GOAL ATT	46	vs. St. Mary's (12/1/07)
FG PERCENTAGE	.271 (16-59)	vs Tabor (11/23/07)
3 PT FG MADE	3	vs Tabor (11/23/07)
		vs. St. Mary's (12/1/07)
		vs. St. Mary's (12/1/07)
3 PT FG ATTEMPTS	11	vs. Rockhurst (12/8/07)
		vs Hannibal LaGrange (11/28/07)
3 PT FG PERCENTAGE	.231 (3-13)	vs Tabor (11/23/07)
	.231 (3-13)	vs. St. Mary's (12/1/07)
FREE THROWS MADE	5	vs Lincoln (11/24/07)
		vs. St. Mary's (12/1/07)
FREE THROW ATT	6	vs. St. Mary's (12/1/07)
FT PERCENTAGE	.556 (5-9)	vs Lincoln (11/24/07)
REBOUNDS	25	vs Lincoln (11/24/07)
ASSISTS	8	vs Tabor (11/23/07)
STEALS	0	vs Hannibal LaGrange (11/28/07)
BLOCKED SHOTS	2	vs Lincoln (11/24/07)
		vs Hannibal LaGrange (11/28/07)
		vs. St. Mary's (12/1/07)
TURNOVERS	11	vs Lincoln (11/24/07)
FOULS	13	vs Tabor (11/23/07)

## 2007-2008 Mules Game-By-Game Leaders

Opponent	Date	Score	WL	ATTEND	POINTS	REBOUNDS	ASSISTS	STEALS	BLOCKS
MONMOUTH COLLEGE	11/17/07	87-60	W	1900	13-Luellen,Tremaine	7-Wollbrinck,Kevin	4-Byrd,De'Andre	3-Miller,Josiah	3-Wollbrinck,Kevin
TABOR COLLEGE	11/23/07	92-46	W	1100	15-Taylor,Carvelle	9-Thomas,Skip	9-Miller,Josiah	3-Oakley,Tyler	2-Byrd,De'Andre
LINCOLN	11/24/07	79-63	W	1150	22-Luellen,Tremaine	11-Luellen,Tremaine	5-Wollbrinck,Kevin	2-Byrd,De'Andre	1-Thomas,Skip
HANNIBAL LAGRANGE	11/28/07	65-54	W	1800	15-Wollbrinck,Kevin	9-Wollbrinck,Kevin	5-Miller,Josiah	3-Taylor,Carvelle	2-Thomas,Skip
ST. MARYS	12/1/07	64-42	W	1900	14-Thomas,Skip	9-Thomas,Skip	2-Taylor,Carvelle	5-Wollbrinck,Kevin	4-Thomas,Skip
at Rockhurst	12/08/07	75-83	L	625	18-Young,Joe	9-Wollbrinck,Kevin	5-Young,Joe	5-Byrd,De'Andre	1-Oakley,Tyler

**21 - Paul Banister  
Forward**

**6-8 \* 225 \* Senior-3L**

**Wildwood, Missouri \* Lafayette High School**



**As a Senior:** Has played in four games.

**As a Junior:** Played in 18 games as a junior, averaging 5.8 minutes per game... He logged a season high 17 minutes against Bacone College (Nov 24) and had a season-high five rebounds against St. Edwards (Mar 10) in the first round of the NCAA Tournament... also played a big role in the MIAA Championship game, coming off the bench for eight minutes of play to defeat Pittsburg State (Mar 4).

**As a Sophomore:** He appeared in eight games, averaging just over three minutes per outing ... he had a season-high five rebounds and 11 minutes vs. Haskell Indian Nations and a career-best two assists vs. William Penn.

**As a Freshman:** He appeared in 12 games as a freshman in 2004-05, seven in conference action ... he averaged 0.8 points and 1.3 rebounds per game ... he had a season-high four points and eight rebounds vs. Westminster ... he played 18 minutes in that contest, the only time he went into double-digits all season ... he also had a blocked shot, a steal, and an assist ... he also had three points vs. St. Edward's and three rebounds vs. Missouri-Rolla.

**In High School:** Lettered all four years for head coach Dave Porter ... as a senior he averaged 6.1 points and 8.1 rebounds per game while hitting 56 percent of his field goals ... his numbers went up to 8.0 points and 10.1 boards in conference action, as he helped lead Lafayette High to a 28-4 record and a third place finish at the Missouri Class 5 State Tournament ... earned all-conference and all-district honors as a sophomore, junior, and senior, and as a senior was also nominated for McDonald's All-America accolades ... a solid student-athlete out of Lafayette, came on an academic scholarship in addition to his athletic aid.

Career Highs	
Points	4 vs. Westminster, 11/26/04
Rebounds	8 vs. Westminster, 11/26/04
Assists	2 vs. William Penn, 11/22/05
Field Goals Made	2 vs. Westminster, 11/26/04
3-Point FGs Made	-0-
Free Throws Made	1 vs. Ashland, 12/18/04; vs. St. Edward's 11/27/04; vs. William Penn, 11/22/05, vs. ENMU 11/25/06
Blocked Shots	1 vs. Westminster, 11/26/04; vs. Hannibal-LaGrange, 11/15/05; vs. Haskell, 11/25/05; vs. Missouri Southern, 1/6/07; vs. Tabor, 11/23/07

**Personal:** Business major with a 3.65 GPA ... born July 23, 1985 ... son of Ron and Terri Banister... He is also the president of the SAAC.

**Career Statistics**

Year	GP	GS	Min	Avg	----Total----			--- 3-Point---			---Rebounds---														
					FG	FGA	Pct	FG	FGA	Pct	FT	FTA	Pct	Off	Def	Tot	Avg	PF	FO	Ast	TO	Blk	Stl	Pts	Avg
2004-05	12	0	43	3.6	4	11	.364	0	1	.000	2	4	.500	8	7	15	1.3	10	0	2	3	1	1	10	0.8
2005-06	8	0	27	3.4	2	2	1.000	0	0	.000	1	4	.250	3	6	9	1.1	7	0	3	5	3	1	5	0.6
2006-07	18	0	104	5.8	5	8	.625	0	1	.000	2	5	.400	6	13	19	1.1	8	0	3	5	2	2	12	0.7
2007-08	4	0	22	5.5	1	3	.333	0	0	.000	0	1	.000	2	3	5	1.3	4	0	2	2	1	1	2	0.5
<b>TOTAL</b>	<b>42</b>	<b>0</b>	<b>196</b>	<b>4.7</b>	<b>12</b>	<b>24</b>	<b>.500</b>	<b>0</b>	<b>2</b>	<b>.000</b>	<b>5</b>	<b>14</b>	<b>.357</b>	<b>19</b>	<b>29</b>	<b>48</b>	<b>1.1</b>	<b>29</b>	<b>0</b>	<b>10</b>	<b>15</b>	<b>7</b>	<b>5</b>	<b>29</b>	<b>0.7</b>

**2007-08 Individual Game-by-Game**

Opponent	Date	GS	Min	FG	FGA	Pct	3FG	FGA	Pct	FT	FTA	Pct	Off	Def	Tot	Avg	PF	FO	A	TO	Blk	Stl	Pts	Avg
MONMOUTH (ILL.)	11/17/07		8	1	3	.333	0	0	.000	0	0	.000	2	2	4	4.0	2	0	1	0	0	0	2	2.0
TABOR COLLEGE	11/23/07		10	0	0	.000	0	0	.000	0	0	.000	0	1	1	2.5	2	0	1	1	1	1	0	1.0
LINCOLN	11/24/07		0	0	0	.000	0	0	.000	0	0	.000	0	0	0	1.7	0	0	0	0	0	0	0	0.7
ST. MARYS	12/1/07		4	0	0	.000	0	0	.000	0	1	.000	0	0	0	1.3	0	0	0	1	0	0	0	0.5
<b>Totals</b>		<b>0</b>	<b>22</b>	<b>1</b>	<b>3</b>	<b>.333</b>	<b>0</b>	<b>0</b>	<b>.000</b>	<b>0</b>	<b>1</b>	<b>.000</b>	<b>2</b>	<b>3</b>	<b>5</b>	<b>1.3</b>	<b>4</b>	<b>0</b>	<b>2</b>	<b>2</b>	<b>1</b>	<b>1</b>	<b>2</b>	<b>0.5</b>


**54 - Walter Battle**  
**Forward**  
**6-6 \* 265 \* Junior-Tr**

**Chicago, Illinois \* Labette (Kan.) Community College**

**As a Junior:** Coming in off a preseason injury... played in five games.

**Before UCM:** Played for head coach Armando Johnson and earned Jayhawk Conference Freshman of the Year after averaging 16.4 points and eight rebounds per game... also grabbed second-team all-conference for his performance as a freshman... played though injuries as a sophomore to average 10.4 points and 8.6 boards per outing... Preseason No. 9 ranked player by Juco Junction... attended Simeon Vocational School in Chicago... also participated in martial arts and possesses a third degree black belt.

**Personal:** Criminal Justice major... born September 7, 1983 ... son of the late Walter Battle and Debra Kelly.



**Career Highs**

**Points** . . . 3 vs. Monmouth, 11/17/07; vs. Hannibal-LaGrange, 11/28/07  
**Rebounds** . . . 3 vs. Hannibal-LaGrange, 11/28/07  
**Assists** . . . 2 vs. Rockhurst, 12/8/07  
**Field Goals Made** . . . 1 vs. Monmouth, 11/17/07; vs. HLC, 11/28/07  
**3-Point FGs Made** . . . 0-0  
**Free Throws Made** . . . 1 vs. Monmouth, 11/17/07; vs. HLC, 11/28/07  
**Steals** . . . 1 vs. Monmouth, 11/17/07; vs. St. Mary's, 12/1/07  
**Blocked Shots** . . . 1 vs. Monmouth, 11/17/07

**Career Statistics**

Year.....	GP	GS	Min	Avg	----Total----			--- 3-Point---			---Rebounds---														
					FG	FGA	Pct	FG	FGA	Pct	FT	FTA	Pct	Off	Def	Tot	Avg	PF	FO	Ast	TO	Blk	Stl	Pts	Avg
2007-08.....	5	0	37	7.4	3	6	.500	0	0	.000	2	4	.500	2	5	7	1.4	4	0	2	7	1	2	8	1.6

**2007-08 Individual Game-by-Game**

Opponent	Date	GS	Min	FG	FGA	Pct	3FG	FGA	Pct	FT	FTA	Pct	Off	Def	Tot	Avg	PF	FO	A	TO	Blk	Stl	Pts	Avg
MONMOUTH (ILL.)	11/17/07		5	1	11.000	0	0	0.000	1	2	.500	1	1	2	2.0	0	0	0	2	1	1	1	3	3.0
LINCOLN	11/24/07		5	0	0.000	0	0	0.000	0	0	0.000	0	0	0	1.0	1	0	0	1	0	0	0	0	1.5
HANNIBAL-LAGRANGE	11/28/07		9	1	2.500	0	0	0.000	1	2	.500	1	2	3	1.7	0	0	0	1	0	0	3	2.0	
ST. MARYS	12/1/07		11	1	2.500	0	0	0.000	0	0	0.000	0	2	2	1.8	2	0	0	2	0	1	2	2.0	
at Rockhurst	12/08/07		7	0	1.000	0	0	0.000	0	0	0.000	0	0	0	1.4	1	0	2	1	0	0	0	1.6	
<b>Totals</b>		<b>0</b>	<b>37</b>	<b>3</b>	<b>6.500</b>	<b>0</b>	<b>0</b>	<b>0.000</b>	<b>2</b>	<b>4</b>	<b>.500</b>	<b>2</b>	<b>5</b>	<b>7</b>	<b>1.4</b>	<b>4</b>	<b>0</b>	<b>2</b>	<b>7</b>	<b>1</b>	<b>2</b>	<b>8</b>	<b>1.6</b>	


**23 - De'Andre Byrd**  
**Guard**

**6-2 \* 198 \* Junior-Tr**

**Cincinnati, Ohio \* Vincennes (Ind.) University**

**As a Junior:** Has seen action in every game, starting one at point guard.

**Before UCM:** Played for head coach Everick Sullivan, earning all-region and was team captain two years... helped the squad to the national tournament and averaged nine points, six assists, and five rebounds per game... attended Taft Technology High School in Cincinnati and played there for head coach Mark Mitchell... earned all-conference as a sophomore, junior and senior while grabbing league MVP honors in his final two seasons... also garnered third-team all-state and second-team all-state in his final two years, winning the conference title both years as well... as a senior, he was a McDonalds All-American nominee and averaged 16 points, eight rebounds, seven assists, and three steals per outing... Street & Smith named him a top five player in Cincinnati... also lettered two seasons for the football squad.



**Personal:** Undecided on a major... son of Kevin Britten and Rhonda Byrd.

**Career Highs**

<b>Points</b>	.....6, vs. Lincoln, 11/24/07; vs. Rockhurst, 12/8/07
<b>Rebounds</b>	.....7, vs. Lincoln, 11/24/07
<b>Assists</b>	.....4 vs. Monmouth, 11/17/07
<b>Field Goals Made</b>	.....2, vs. Lincoln, 11/24/07
<b>3-Point FGs Made</b>	.....0
<b>Free Throws Made</b>	.....5, vs. St. Mary's, 12/1/07
<b>Steals</b>	.....5, at Rockhurst, 12/8/07
<b>Blocked Shots</b>	.....2 vs. Tabor, 11/23/07

**Career Statistics**

Year.....	GP	GS	Min	Avg	----Total----			--- 3-Point---			---Rebounds---														
					FG	FGA	Pct	FG	FGA	Pct	FT	FTA	Pct	Off	Def	Tot	Avg	PF	FO	Ast	TO	Blk	Stl	Pts	Avg
2007-08.....	6	1	97	16.2	6	26	.231	0	5	.000	11	21	.524	12	11	23	3.8	10	1	11	6	3	13	23	3.8

**2007-08 Individual Game-by-Game**

Opponent	Date	GS	Min	FG	FGA	Pct	3FG	FGA	Pct	FT	FTA	Pct	Off	Def	Tot	Avg	PF	FO	A	TO	Blk	Stl	Pts	Avg
MONMOUTH (ILL.)	11/17/07	*	17	1	7	.143	0	3	.000	0	1	.000	2	2	4	4.0	1	0	4	1	0	1	2	2.0
TABOR COLLEGE	11/23/07		14	1	2	.500	0	1	.000	0	0	.000	0	2	2	3.0	3	0	1	1	2	2	2	2.0
LINCOLN	11/24/07		19	2	7	.286	0	0	.000	2	6	.333	5	2	7	4.3	0	0	3	1	0	2	6	3.3
HANNIBAL-LAGRANGE	11/28/07		7	1	4	.250	0	1	.000	0	0	.000	0	0	0	3.3	1	0	0	1	1	1	2	3.0
ST. MARYS	12/1/07		14	0	1	.000	0	0	.000	5	7	.714	2	2	4	3.4	0	0	1	0	0	2	5	3.4
at Rockhurst	12/08/07		26	1	5	.200	0	0	.000	4	7	.571	3	3	6	3.8	5	1	2	2	0	5	6	3.8
<b>Totals</b>		<b>1</b>	<b>97</b>	<b>6</b>	<b>26</b>	<b>.231</b>	<b>0</b>	<b>5</b>	<b>.000</b>	<b>11</b>	<b>21</b>	<b>.524</b>	<b>12</b>	<b>11</b>	<b>23</b>	<b>3.8</b>	<b>10</b>	<b>1</b>	<b>11</b>	<b>6</b>	<b>3</b>	<b>13</b>	<b>23</b>	<b>3.8</b>

**15 - Fred Dudley**  
**Forward**  
**6-4 \* 187 \* Senior-1L**



**South Bend, Indiana \* Kirkwood (Iowa) Community College**

**As a Senior:** Has played in every game, scoring 10 against Tabor...

**As a Junior:** Played in every game... scored a career-high 11 points against Washburn (Feb 24) to clinch a share of the MIAA regular season title... had 10 points against Sterling (Dec 20)... averaged 5.6 points per game and hit 27 three pointers in MIAA play... also had 10 against Missouri Western (Jan 10) ... did it again vs. Missouri Southern (Feb 14).

**At Kirkwood:** A third-team junior college All-American, Dudley helped Kirkwood Community College to conference and regional titles last season. He averaged 15.4 points per game and six boards per outing while earning first-team all-region and making the all-tournament teams on both the regional and national levels. Dudley also participated in the NJCAA All-Star Game that season. He attended LaSalle High School in South Bend, Ind.

**Personal:** Accounting major... born June 10, 1980 ... son of Leslie... he and his wife Tiffany have a one-year old son, Fred Dudley III.

**Career Highs**

<b>Points</b> .....	11, at Washburn, 2/24/07
<b>Rebounds</b> .....	5 vs. Missouri Southern, 2/14/07; ..... at Missouri Western, 2/17/07
<b>Assists</b> .....	5 vs. Missouri Western, 1/10/07
<b>Field Goals Made</b> .....	4, six times, last vs. Tabor, 11/23/07
<b>3-Point FGs Made</b> .....	3 four times, last at Washburn, 2/24/07
<b>Free Throws Made</b> .....	2, at Northwest Missouri, 2/3/07
<b>Steals</b> .....	2, four times, last vs. Missouri Southern, 2/14/07
<b>Blocked Shots</b> .....	1 vs. Missouri Southern, 1/6/07; ..... vs. Missouri Western, 1/10/07; vs. Tabor, 11/23/07

**Career Statistics**

Year.....	GP	GS	Min	Avg	----Total----			--- 3-Point---			---Rebounds---														
					FG	FGA	Pct	FG	FGA	Pct	FT	FTA	Pct	Off	Def	Tot	Avg	PF	FO	Ast	TO	Blk	Stl	Pts	Avg
2006-07.....	35	0	618	17.7	54	156	.346	40	123	.325	5	10	.500	13	47	60	1.7	26	0	23	26	3	16	153	4.4
2007-08.....	6	0	73	12.2	12	26	.462	6	17	.353	0	2	.000	8	13	21	3.5	2	0	5	5	1	1	30	5.0
<b>TOTAL.....</b>	<b>41</b>	<b>0</b>	<b>691</b>	<b>16.9</b>	<b>66</b>	<b>182</b>	<b>.363</b>	<b>46</b>	<b>140</b>	<b>.329</b>	<b>5</b>	<b>12</b>	<b>.417</b>	<b>21</b>	<b>60</b>	<b>81</b>	<b>2.0</b>	<b>28</b>	<b>0</b>	<b>28</b>	<b>31</b>	<b>4</b>	<b>17</b>	<b>183</b>	<b>4.5</b>

**2007-08 Individual Game-by-Game**

Opponent	Date	GS	Min	FG	FGA	Pct	3FG	FGA	Pct	FT	FTA	Pct	Off	Def	Tot	Avg	PF	FO	A	TO	Blk	Stl	Pts	Avg
MONMOUTH (ILL.)	11/17/07		15	4	6	.667	1	2	.500	0	0	.000	1	1	2	2.0	0	0	0	0	0	1	9	9.0
TABOR COLLEGE	11/23/07		14	4	7	.571	2	4	.500	0	0	.000	2	4	6	4.0	0	0	2	1	1	0	10	9.5
LINCOLN	11/24/07		8	0	1	.000	0	1	.000	0	0	.000	1	3	4	4.0	0	0	1	4	0	0	0	6.3
HANNIBAL-LAGRANGE	11/28/07		11	0	5	.000	0	4	.000	0	0	.000	1	2	3	3.8	1	0	0	0	0	0	0	4.8
ST. MARYS	12/1/07		13	1	3	.333	1	3	.333	0	0	.000	0	3	3	3.6	0	0	1	0	0	0	3	4.4
at Rockhurst	12/08/07		12	3	4	.750	2	3	.667	0	2	.000	3	0	3	3.5	1	0	1	0	0	0	8	5.0
<b>Totals</b>		<b>0</b>	<b>73</b>	<b>12</b>	<b>26</b>	<b>.462</b>	<b>6</b>	<b>17</b>	<b>.353</b>	<b>0</b>	<b>2</b>	<b>.000</b>	<b>8</b>	<b>13</b>	<b>21</b>	<b>3.5</b>	<b>2</b>	<b>0</b>	<b>5</b>	<b>5</b>	<b>1</b>	<b>1</b>	<b>30</b>	<b>5.0</b>

# 10 - Nathan Frazier

## Guard

6-1 \* 170 \* Junior-2L

Versailles, Missouri \* Versailles High School



**As a Junior:** Has played in every game at guard...

**As a Sophomore:** Suffered a season ending injury after playing minutes at the point in 17 of the first 18 games... tied a career-high with seven points against Central Methodist before besting that with 11 against Sterling College for his first-ever double figure performance.

**As a Freshman:** Saw action in six games... He suffered a broken hand vs. William Penn and after missing eight contests made his return vs. Southwestern Oklahoma ... he averaged 1.5 points and 0.5 rebounds in 7.0 minutes of action per game... in the exhibition vs. Livin' the Dream he had 15 points, four rebounds, and a team-high six assists.

**In High School:** He was a two-time all-state pick at Versailles High School after a record-breaking career ... a three-year starter, is the school's all-time leader in steals, is second in assists, and finished with 1,441 points ... he shot a record 53 percent from three-point land as a junior and averaged 19.8 points per game as a senior ... he was also named all-district and all-conference in his final three years, and as a senior was all-state.

**Personal:** Computer Information Systems major with a 3.11 GPA ... born November 10, 1986 ... son of Steve and Tara Grantham.

### Career Highs

Points	.....11 vs. Sterling College, 12/20/06; vs. HLC, 11/28/07
Rebounds	.....3 vs. Bacone, 11/24/06
Assists	.....3, three times, last vs. Monmouth, 11/17/07
Field Goals Made	.....4 vs. Sterling College, 12/20/06
3-Point FGs Made	.....3 vs. Sterling College, 12/20/06
Free Throws Made	.....4 vs. Monmouth, 11/17/07
Steals	.....3 vs. Westminster College, 12/5/06
Blocked Shots	.....none

### Career Statistics

Year	GP	GS	Min	Avg	----Total----			--- 3-Point---			---Rebounds---														
					FG	FGA	Pct	FG	FGA	Pct	FT	FTA	Pct	Off	Def	Tot	Avg	PF	FO	Ast	TO	Blk	Stl	Pts	Avg
2005-06	6	0	42	7.0	2	6	.333	0	1	.000	5	9	.556	1	2	3	0.5	7	0	6	3	0	1	9	1.5
2006-07	17	0	190	11.2	19	36	.528	9	21	.429	10	15	.667	0	12	12	0.7	13	0	15	20	0	7	57	3.4
2007-08	6	0	71	11.8	4	12	.333	2	6	.333	7	10	.700	5	2	7	1.2	4	0	7	3	0	2	17	2.8
<b>TOTAL</b>	<b>29</b>	<b>0</b>	<b>303</b>	<b>10.4</b>	<b>25</b>	<b>54</b>	<b>.463</b>	<b>11</b>	<b>28</b>	<b>.393</b>	<b>22</b>	<b>34</b>	<b>.647</b>	<b>6</b>	<b>16</b>	<b>22</b>	<b>0.8</b>	<b>24</b>	<b>0</b>	<b>28</b>	<b>26</b>	<b>0</b>	<b>10</b>	<b>83</b>	<b>2.9</b>

### 2007-08 Individual Game-by-Game

Opponent	Date	GS	Min	FG	FGA	Pct	3FG	FGA	Pct	FT	FTA	Pct	Off	Def	Tot	Avg	PF	FO	A	TO	Blk	Stl	Pts	Avg
MONMOUTH (ILL.)	11/17/07		16	0	3	.000	0	2	.000	4	4	1.000	0	0	0	0.0	1	0	3	1	0	1	4	4.0
TABOR COLLEGE	11/23/07		9	0	1	.000	0	1	.000	1	2	.500	1	0	1	0.5	1	0	2	1	0	1	1	2.5
LINCOLN	11/24/07		1	0	0	.000	0	0	.000	0	0	.000	0	0	0	0.3	0	0	0	0	0	0	0	1.7
HANNIBAL-LAGRANGE	11/28/07		23	2	3	.667	1	2	.500	0	2	.000	2	1	3	1.0	2	0	2	0	0	0	5	2.5
ST. MARY'S	12/1/07		13	1	3	.333	1	11	.000	2	21	.000	1	0	1	1.0	0	0	0	0	0	0	5	3.0
at Rockhurst	12/08/07		9	1	2	.500	0	0	.000	0	0	.000	1	1	2	1.2	0	0	0	1	0	0	2	2.8
<b>Totals</b>		<b>0</b>	<b>71</b>	<b>4</b>	<b>12</b>	<b>.333</b>	<b>2</b>	<b>6</b>	<b>.333</b>	<b>7</b>	<b>10</b>	<b>.700</b>	<b>5</b>	<b>2</b>	<b>7</b>	<b>1.2</b>	<b>4</b>	<b>0</b>	<b>7</b>	<b>3</b>	<b>0</b>	<b>2</b>	<b>17</b>	<b>2.8</b>

**30 - Esian Henderson**  
**Forward**


**6-7 \* 189 \* Junior-Tr**

**Kansas City, Missouri \* North Central Missouri College**

**As a Junior:** Has seen action in three games...

**Before UCM:** The Kansas City native averaged 14.1 points and 6.4 rebounds per outing for head coach Steve Richman... He also earned a selection to the all-region team last season as a sophomore, helping his squad to an 18-10 mark... graduated from Ruskin High School in Kansas City.

**Personal:** Business Marketing major... born June 14, 1985 ... son of Cynthia Taylor.



**Career Highs**

Points ..... 2 vs. Monmouth, 11/17/07; vs. Tabor, 11/23/07  
 Rebounds ..... 2 vs. Tabor, 11/23/07  
 Assists ..... 1 vs. Tabor, 11/23/07  
 Field Goals Made ..... 1 vs. Tabor, 11/23/07  
 3-Point FGs Made ..... 0-  
 Free Throws Made ..... 2 vs. Monmouth, 11/17/07  
 Steals ..... 0  
 Blocked Shots ..... 0

**Career Statistics**

Year.....	GP	GS	Min	Avg	----Total----			--- 3-Point---			---Rebounds---															
					FG	FGA	Pct	FG	FGA	Pct	FT	FTA	Pct	Off	Def	Tot	Avg	PF	FO	Ast	TO	Blk	Stl	Pts	Avg	
2007-08.....	3	0	9	3.0	1	3	.333	0	1	.000	2	21	.000	0	2	2	0.7	2	0	1	1	0	0	0	4	1.3

**2007-08 Individual Game-by-Game**

Opponent	Date	GS	Min	FG	FGA	Pct	3FG	FGA	Pct	FT	FTA	Pct	Off	Def	Tot	Avg	PF	FO	A	TO	Blk	Stl	Pts	Avg
MONMOUTH (ILL.)	11/17/07		3	0	2	.000	0	1	.000	2	21	.000	0	0	0	0.0	0	0	0	0	0	0	2	2.0
TABOR COLLEGE	11/23/07		5	1	11	.000	0	0	.000	0	0	.000	0	2	2	1.0	2	0	1	1	0	0	2	2.0
ST. MARYS	12/1/07		1	0	0	.000	0	0	.000	0	0	.000	0	0	0	0.7	0	0	0	0	0	0	0	1.3
<b>Totals</b>		<b>0</b>	<b>9</b>	<b>1</b>	<b>3</b>	<b>.333</b>	<b>0</b>	<b>1</b>	<b>.000</b>	<b>2</b>	<b>21</b>	<b>.000</b>	<b>0</b>	<b>2</b>	<b>2</b>	<b>0.7</b>	<b>2</b>	<b>0</b>	<b>1</b>	<b>1</b>	<b>0</b>	<b>0</b>	<b>4</b>	<b>1.3</b>

**11 - Victor Lee**  
**Guard**

**6-1 \* 177 \* Junior-2L**

**Lee's Summit, Missouri \* Raymore-Peculiar High School**


**As a Junior:** Saw action in three games, recording first career three pointer against Tabor...

**As a Sophomore:** Played in 13 games, averaging three minutes per outing... logged a career-high 12 minutes against Bacone... also had two steals against Central Methodist and two rebounds against Eastern New Mexico.

**As a Freshman:** He made the team as a walk-on and appeared in six games ... scored his first bucket vs. Haskell Indian Nations, when he also grabbed his first two collegiate rebounds ... had a blocked shot in his first college game vs. Hannibal-LaGrange.

**In High School:** A two-time all-conference pick for head coach Ryan Moody at Raymore-Peculiar High School ... he also earned the Hustle Award at both the Liberty and William Jewell Tournaments his senior year ... he helped lead Ray-Pec to the Suburban Small Eight Conference title.

**Personal:** Business Education/Broadcasting Media major ... born November 21, 1986 ... son of Victor and Sharon Lee.



**Career Highs**

Points	3, vs. Tabor, 11/23/07
Rebounds	2 vs. Haskell Indian Nations, 11/25/05, vs. Eastern New Mexico, 11/25/06
Assists	2 vs. Haskell Indian Nations, 11/25/05
Field Goals Made	1, 4 times, last vs. Tabor, 11/23/07
3-Point FGs Made	1 vs. Tabor, 11/23/07
Free Throws Made	2, vs. Missouri Southern, 2/14/07
Steals	2 vs. Central Methodist, 11/21/06
Blocked Shots	1 vs. Hannibal LaGrange, 11/15/05

**Career Statistics**

Year	GP	GS	Min	Avg	----Total----			--- 3-Point---			---Rebounds---														
					FG	FGA	Pct	FG	FGA	Pct	FT	FTA	Pct	Off	Def	Tot	Avg	PF	FO	Ast	TO	Blk	Stl	Pts	Avg
2005-06	6	0	24	4.0	1	8	.125	0	5	.000	0	0	.000	0	2	2	0.3	3	0	2	0	1	1	2	0.3
2006-07	13	0	39	3.0	2	11	.182	0	6	.000	2	2	1.000	0	4	4	0.3	4	0	0	1	0	2	6	0.5
2007-08	3	0	6	2.0	1	2	.500	1	1	1.000	0	0	.000	0	0	0	0.0	3	0	0	0	0	0	3	1.0
<b>TOTAL</b>	<b>22</b>	<b>0</b>	<b>69</b>	<b>3.1</b>	<b>4</b>	<b>21</b>	<b>.190</b>	<b>1</b>	<b>12</b>	<b>.083</b>	<b>2</b>	<b>2</b>	<b>1.000</b>	<b>0</b>	<b>6</b>	<b>6</b>	<b>0.3</b>	<b>10</b>	<b>0</b>	<b>2</b>	<b>1</b>	<b>1</b>	<b>3</b>	<b>11</b>	<b>0.5</b>

**2007-08 Individual Game-by-Game**

Opponent	Date	GS	Min	FG	FGA	Pct	3FG	FGA	Pct	FT	FTA	Pct	Off	Def	Tot	Avg	PF	FO	A	TO	Blk	Stl	Pts	Avg
MONMOUTH (ILL.)	11/17/07			2	0	1.000	0	0	0.000	0	0	0.000	0	0	0	0.0	2	0	0	0	0	0	0	0.0
TABOR COLLEGE	11/23/07			3	1	11.000	1	1	11.000	0	0	0.000	0	0	0	0.0	0	0	0	0	0	0	3	1.5
ST. MARYS	12/1/07			1	0	0.000	0	0	0.000	0	0	0.000	0	0	0	0.0	1	0	0	0	0	0	0	1.0
<b>Totals</b>		<b>0</b>	<b>6</b>	<b>1</b>	<b>2</b>	<b>5.000</b>	<b>1</b>	<b>1</b>	<b>11.000</b>	<b>0</b>	<b>0</b>	<b>0.000</b>	<b>0</b>	<b>0</b>	<b>0</b>	<b>0.0</b>	<b>3</b>	<b>0</b>	<b>0</b>	<b>0</b>	<b>0</b>	<b>0</b>	<b>3</b>	<b>1.0</b>

**32 - Tremaine Luellen**  
**Guard**


**6-4 \* 189 \* Sophomore-Tr**

**Memphis, Tennessee \* Northeastern Oklahoma A&M College**

**As a Sophomore:** Has started every game... recorded first career double-double with 22 point, 11 rebound performance against Lincoln (11/24/07)...

**Before UCM:** Played for head coach Dustin Grover as a freshman and averaged 13.7 points, 4.0 assists and 4.1 rebounds per game last season to earn all-conference honors... he comes to UCM as a sophomore and is the cousin of former Mules All-MIAA guard Corey Brown... went to Melrose High School in Memphis and averaged 17 points, five assists, and five rebounds a game as a senior.

**Personal:** Undecided on a major... born February 15, 1984 ... son of Tonya Luellen.



**Career Highs**

Points	.22 vs. Lincoln, 11/24/07
Rebounds	.11 vs. Lincoln, 11/24/07
Assists	.2, four times, last vs. HLC, 11/28/07
Field Goals Made	.9 vs. Lincoln, 11/24/07
3-Point FGs Made	.2, twice, last vs. Lincoln, 11/24/07
Free Throws Made	.2, twice, last vs. Lincoln, 11/24/07
Steals	.3 vs. St. Mary's, 12/1/07
Blocked Shots	.1 vs. Monmouth, 11/17/07


**Career Statistics**

Year	GP	GS	Min	Avg	----Total----			--- 3-Point---			---Rebounds---			PF	FO	Ast	TO	Blk	Stl	Pts	Avg				
					FG	FGA	Pct	FG	FGA	Pct	FT	FTA	Pct									Off	Def	Tot	Avg
2007-08	6	6	137	22.8	28	60	.467	5	14	.357	8	18	.444	9	18	27	4.5	10	0	9	7	1	9	69	11.5

**2007-08 Individual Game-by-Game**

Opponent	Date	GS	Min	FG	FGA	Pct	3FG	FGA	Pct	FT	FTA	Pct	Off	Def	Tot	Avg	PF	FO	A	TO	Blk	Stl	Pts	Avg	
MONMOUTH (ILL.)	11/17/07	*	20	5	7	.714	2	21	.000	1	3	.333	1	0	1	1.0	3	0	2	1	1	2	13	13.0	
TABOR COLLEGE	11/23/07	*	21	4	12	.333	0	1	.000	2	3	.667	1	6	7	4.0	2	0	2	1	0	1	10	11.5	
LINCOLN	11/24/07	*	33	9	13	.692	2	5	.400	2	5	.400	2	9	11	6.3	0	0	2	2	0	1	22	15.0	
HANNIBAL-LAGRANGE	11/28/07	*	18	4	10	.400	1	4	.250	0	0	.000	0	1	1	5.0	1	0	2	1	0	1	9	13.5	
ST. MARYS	12/1/07	*	26	4	10	.400	0	2	.000	0	0	.000	3	1	4	4.8	0	0	1	0	0	3	8	12.4	
at Rockhurst	12/08/07	*	19	2	8	.250	0	0	.000	3	7	.429	2	1	3	4.5	4	0	0	2	0	1	7	11.5	
<b>Totals</b>			<b>6</b>	<b>137</b>	<b>28</b>	<b>60</b>	<b>.467</b>	<b>5</b>	<b>14</b>	<b>.357</b>	<b>8</b>	<b>18</b>	<b>.444</b>	<b>9</b>	<b>18</b>	<b>27</b>	<b>4.5</b>	<b>10</b>	<b>0</b>	<b>9</b>	<b>7</b>	<b>1</b>	<b>9</b>	<b>69</b>	<b>11.5</b>

**3 - Josiah Miller**  
**Guard**  
**5-11 \* 175 \* Junior-Tr**



**Muncie, Indiana \* John A. Logan (Ill.) Community College**

**As a Junior:** Has played in every game, starting all but the first one... recorded season-high nine assists against Tabor College (11/23/07)...

**Before UCM:** The Great Rivers Athletic Conference Player of the Year, Miller helped head coach Mark Imhoff's squad to a 27-5 overall record and a sixth place national finish last season... He also earned all-region and all-conference accolades and averaged 14.5 points and hit 55 percent of his shots last season... In his first season there, he was named the conference freshman of the year... attended Muncie Central High School and helped his squad to a conference title and a state runner-up finish while being named a top 40 player in Indiana.

**Personal:** Business Management major... born March 21, 1986 ... son of Johnny and Leah Miller.

**Career Highs**

Points	.....8 vs. Monmouth, 11/17/07
Rebounds	.....5 vs. Tabor, 11/23/07
Assists	.....9 vs. Tabor, 11/23/07
Field Goals Made	.....3, twice, last vs. Tabor, 11/23/07
3-Point FGs Made	.....1, three times, last vs. HLC, 11/28/07
Free Throws Made	.....2 vs. Lincoln, 11/24/07; vs. HLC, 11/28/07
Steals	.....3, two times, last vs. Tabor, 11/23/07
Blocked Shots	.....0

**Career Statistics**

Year.....	GP	GS	Min	Avg	----Total----			--- 3-Point---			---Rebounds---														
					FG	FGA	Pct	FG	FGA	Pct	FT	FTA	Pct	Off	Def	Tot	Avg	PF	FO	Ast	TO	Blk	Stl	Pts	Avg
2007-08.....	6	5	101	16.8	10	27	.370	3	15	.200	5	8	.625	2	10	12	2.0	7	0	22	6	0	10	28	4.7

**2007-08 Individual Game-by-Game**

Opponent	Date	GS	Min	FG	FGA	Pct	3FG	FGA	Pct	FT	FTA	Pct	Off	Def	Tot	Avg	PF	FO	A	TO	Blk	Stl	Pts	Avg
MONMOUTH (ILL.)	11/17/07		12	3	6	.500	1	3	.333	1	2	.500	0	1	1	1.0	0	0	1	0	0	3	8	8.0
TABOR COLLEGE	11/23/07	*	19	3	5	.600	1	3	.333	0	0	.000	0	5	5	3.0	3	0	9	2	0	3	7	7.5
LINCOLN	11/24/07	*	21	1	2	.500	0	1	.000	2	21	.000	1	2	3	3.0	2	0	3	2	0	0	4	6.3
HANNIBAL-LAGRANGE	11/28/07	*	24	1	7	.143	1	4	.250	2	21	.000	0	0	0	2.3	2	0	5	0	0	2	5	6.0
ST. MARYS	12/1/07	*	14	2	4	.500	0	2	.000	0	2	.000	1	2	3	2.4	0	0	2	2	0	2	4	5.6
at Rockhurst	12/08/07	*	11	0	3	.000	0	2	.000	0	0	.000	0	0	0	2.0	0	0	2	0	0	0	0	4.7
<b>Totals</b>		<b>5</b>	<b>101</b>	<b>10</b>	<b>27</b>	<b>.370</b>	<b>3</b>	<b>15</b>	<b>.200</b>	<b>5</b>	<b>8</b>	<b>.625</b>	<b>2</b>	<b>10</b>	<b>12</b>	<b>2.0</b>	<b>7</b>	<b>0</b>	<b>22</b>	<b>6</b>	<b>0</b>	<b>10</b>	<b>28</b>	<b>4.7</b>


**00 - Tyler Oakley  
Forward**

**6-8 \* 220 \* Freshman-HS**

**Ozark, Missouri \* Ozark High School**

**As a Freshman:** Has played in every game...

**In high school:** A product of Ozark High School, Oakley played for head coach Steve Hunter... averaged 18.3 points and 9.1 rebounds per game as a senior... he garnered first-team all-conference honors in his final three seasons... a two-time all-state pick, he helped his team to a fourth place finish in Missouri and averaged 16.5 points and 10.1 boards per game as a junior... also earned first-team all-district and all-tournament team honors two years in a row at the Coffeyville and Kaminski Classic tournaments... led the team with 49 blocks and hit an outstanding 59 percent from the field as a junior... the class five all-state pick was also a McDonald's All-American Nominee... led the squad to one conference and two district titles and also was a member of the football squad... he earned first-team all-conference two times and second-team all-state once as a wide receiver for the two-time conference and district champion football team.



**Personal:** Criminal Justice major... born August 2, 1988 ... son of Robert Oakley and Laura Coffey.

**Career Highs**

Points	.....6 vs. Monmouth, 11/17/07
Rebounds	.....7 vs. Monmouth, 11/17/07
Assists	.....3 vs. Tabor, 11/23/07
Field Goals Made	.....2 vs. Monmouth, 11/17/07
3-Point FGs Made	.....0-
Free Throws Made	.....2 vs. Monmouth, 11/17/07
Steals	.....3 vs. Tabor, 11/23/07
Blocked Shots	.....2 vs. Tabor, 11/23/07

**Career Statistics**

Year	GP	GS	Min	Avg	----Total----			--- 3-Point---			---Rebounds---					PF	FO	Ast	TO	Blk	Stl	Pts	Avg		
					FG	FGA	Pct	FG	FGA	Pct	FT	FTA	Pct	Off	Def									Tot	Avg
2007-08	6	0	59	9.8	4	8	.500	0	0	.000	3	6	.500	4	11	15	2.5	2	0	3	2	3	3	11	1.8

**2007-08 Individual Game-by-Game**

Opponent	Date	GS	Min	FG	FGA	Pct	3FG	FGA	Pct	FT	FTA	Pct	Off	Def	Tot	Avg	PF	FO	A	TO	Blk	Stl	Pts	Avg
MONMOUTH (ILL.)	11/17/07		18	2	4	.500	0	0	.000	2	4	.500	2	5	7	7.0	1	0	0	1	0	0	6	6.0
TABOR COLLEGE	11/23/07		11	1	11	0.000	0	0	.000	1	2	.500	1	2	3	5.0	0	0	3	0	2	3	3	4.5
LINCOLN	11/24/07		2	0	0	0.000	0	0	.000	0	0	0.000	0	0	0	3.3	0	0	0	0	0	0	0	3.0
HANNIBAL-LAGRANGE	11/28/07		5	0	0	0.000	0	0	.000	0	0	0.000	0	0	0	2.5	0	0	0	0	0	0	0	2.3
ST. MARYS	12/1/07		11	1	2	.500	0	0	.000	0	0	0.000	1	1	2	2.4	1	0	0	1	0	0	2	2.2
at Rockhurst	12/08/07		12	0	1	0.000	0	0	.000	0	0	0.000	0	3	3	2.5	0	0	0	0	1	0	0	1.8
<b>Totals</b>		<b>0</b>	<b>59</b>	<b>4</b>	<b>8</b>	<b>.500</b>	<b>0</b>	<b>0</b>	<b>.000</b>	<b>3</b>	<b>6</b>	<b>.500</b>	<b>4</b>	<b>11</b>	<b>15</b>	<b>2.5</b>	<b>2</b>	<b>0</b>	<b>3</b>	<b>2</b>	<b>3</b>	<b>3</b>	<b>11</b>	<b>1.8</b>

**Tyler Richardson**  
**Guard**

**6-1 \* 175 \* Freshman-Rs**

**Springfield, Missouri \* Kickapoo High School**

**As a Freshman:** Played in three games... hit two threes against Tabor in second ever game...

**In 2006-07:** Redshirted after coming into the season with an injury out of high school.

**In High School:** A first-team All-Ozarks, all-district, all-conference, and all-state selection, Richardson helped Kickapoo High School and coach Roy Green to a runner up finish in the state playoffs as a senior. He led the team with 195 assists last season, including a game where he dished out 16. He also had an outing in which he hit 10 three-pointers. As a junior, he led Kickapoo to a third place finish in state and the title at the Tournament of Champions.

**Personal:** Business Management major... born February 11, 1988 ... son of Angie Richardson.



**Career Highs**

Points	.....	.6 vs. Tabor, 11/23/07
Rebounds	.....	.1 vs. Monmouth, 11/17/07
Assists	.....	.2 vs. Tabor, 11/23/07
Field Goals Made	.....	.2 vs. Tabor, 11/23/07
3-Point FGs Made	.....	.2 vs. Tabor, 11/23/07
Free Throws Made	.....	.2 vs. Tabor, 11/23/07
Steals	.....	.1 vs. Tabor, 11/23/07
Blocked Shots	.....	.0

**Career Statistics**

Year.....	GP	GS	Min	Avg	----Total----			--- 3-Point---			---Rebounds---														
					FG	FGA	Pct	FG	FGA	Pct	FT	FTA	Pct	Off	Def	Tot	Avg	PF	FO	Ast	TO	Blk	Stl	Pts	Avg
2007-08.....	4	0	21	5.3	2	3	.667	2	3	.667	2	2	1.000	0	1	1	0.3	2	0	2	1	0	1	8	2.0

**2007-08 Individual Game-by-Game**

Opponent	Date	GS	Min	FG	FGA	Pct	3FG	FGA	Pct	FT	FTA	Pct	Off	Def	Tot	Avg	PF	FO	A	TO	Blk	Stl	Pts	Avg
MONMOUTH (ILL.)	11/17/07		7	0	1	.000	0	1	.000	2	2	1.000	0	1	1	1.0	0	0	0	0	0	0	2	2.0
TABOR COLLEGE	11/23/07		8	2	21	.000	2	21	.000	0	0	.000	0	0	0	0.5	2	0	2	1	0	1	6	4.0
HANNIBAL-LAGRANGE	11/28/07		3	0	0	.000	0	0	.000	0	0	.000	0	0	0	0.3	0	0	0	0	0	0	0	2.7
ST. MARYS	12/1/07		3	0	0	.000	0	0	.000	0	0	.000	0	0	0	0.3	0	0	0	0	0	0	0	2.0
<b>Totals</b>		<b>0</b>	<b>21</b>	<b>2</b>	<b>3</b>	<b>.667</b>	<b>2</b>	<b>3</b>	<b>.667</b>	<b>2</b>	<b>2</b>	<b>1.000</b>	<b>0</b>	<b>1</b>	<b>1</b>	<b>0.3</b>	<b>2</b>	<b>0</b>	<b>2</b>	<b>1</b>	<b>0</b>	<b>1</b>	<b>8</b>	<b>2.0</b>

**5 - Carvelle Taylor**  
**Guard**


**6-0 \* 185 \* Junior-Tr**

**Atlanta, Georgia \* Coastal Georgia Community College**

**As a Junior:** Started first three games, played in every game... scored a team-high 15 points against Tabor...

**Before UCM:** Was the 13th leading scorer in NJCAA Division I at 21 points per outing last year... Helped head coach Gerald Cox's squad to a 20-12 record while earning first-team all-region and all-conference... also averaged four assists per game as a sophomore... attended Henry County High School and played for head coach Clint Satterfield where he averaged 27 points and eight assists per game as a senior... grabbed first-team all-state and all-conference for his efforts.

**Personal:** Criminal Justice major... born December 26, 1985.



**Career Highs**

Points .....15 vs. Tabor, 11/23/07  
 Rebounds ..... 4 vs. Lincoln, 11/24/07  
 Assists ..... 2 vs. Monmouth, 11/17/07; vs. St. Mary's, 12/1/07  
 Field Goals Made ..... .6 vs. Tabor, 11/23/07  
 3-Point FGs Made ..... 3 vs. Tabor, 11/23/07  
 Free Throws Made ..... 2, vs. HLC, 11/28/07  
 Steals ..... 4 vs. St. Mary's, 12/1/07  
 Blocked Shots ..... 0

**Career Statistics**

Year.....	GP	GS	Min	Avg	----Total----			--- 3-Point---			---Rebounds---											Avg			
					FG	FGA	Pct	FG	FGA	Pct	FT	FTA	Pct	Off	Def	Tot	Avg	PF	FO	Ast	TO		Blk	Stl	Pts
2007-08.....	6	3	100	16.7	15	48	.313	6	27	.222	3	4	.750	4	8	12	2.0	8	0	5	4	0	11	39	6.5

**2007-08 Individual Game-by-Game**

Opponent	Date	GS	Min	FG	FGA	Pct	3FG	FGA	Pct	FT	FTA	Pct	Off	Def	Tot	Avg	PF	FO	A	TO	Blk	Stl	Pts	Avg	
MONMOUTH (ILL.)	11/17/07	*	17	3	9	.333	2	6	.333	0	0	.000	1	1	2	2.0	2	0	2	1	0	1	8	8.0	
TABOR COLLEGE	11/23/07	*	15	6	12	.500	3	7	.429	0	0	.000	0	0	0	1.0	0	0	0	0	0	1	15	11.5	
LINCOLN	11/24/07	*	19	0	6	.000	0	1	.000	0	0	.000	1	3	4	2.0	3	0	0	2	0	2	0	7.7	
HANNIBAL-LAGRANGE	11/28/07		22	2	8	.250	0	4	.000	2	2	1.000	0	2	2	2.0	2	0	1	0	0	3	6	7.3	
ST. MARYS	12/1/07		12	2	7	.286	0	5	.000	1	2	.500	1	2	3	2.2	0	0	2	0	0	4	5	6.8	
at Rockhurst	12/08/07		15	2	6	.333	1	4	.250	0	0	.000	1	0	1	2.0	1	0	0	1	0	0	5	6.5	
<b>Totals</b>			<b>3</b>	<b>100</b>	<b>15</b>	<b>48</b>	<b>.313</b>	<b>6</b>	<b>27</b>	<b>.222</b>	<b>3</b>	<b>4</b>	<b>.750</b>	<b>4</b>	<b>8</b>	<b>12</b>	<b>2.0</b>	<b>8</b>	<b>0</b>	<b>5</b>	<b>4</b>	<b>0</b>	<b>11</b>	<b>39</b>	<b>6.5</b>


**33 - Skip Thomas**  
**Forward**

**6-7 \* 210 \* Junior-Tr**

**Austin, Texas \* Temple (Texas) Junior College**

**As a Junior:** Has started every game... Scored double figure points in five games... Had a career-high 18 points against Lincoln (11/24/07)... Followed that with a career-high three steal, four block performance against St. Mary's (12/1/07) while tallying a team-high 14 points...

**Before UCM:** A third-team NJCAA All-American and North Texas Junior College Athletic Conference Player of the Year as a sophomore, Daniel 'Skip' Thomas led head coach Kirby Johnson's squad to a 23-7 record last year... He averaged 16 points and eight rebounds per game while ranking 18th in the nation with a 64.7 field goal percentage last season... He was a first-team all-conference and all-region selection last season as well... attended Lyndon B. Johnson High School in Austin and played for head coach Freddie Roland... earned all-conference as a junior and a senior and was a McDonald's All-American nominee.



**Personal:** Criminal Justice major... born October 18, 1985 ... son of Roy Thomas and Talisa Lee.

**Career Highs**

Points	.....18 vs. Lincoln, 11/24/07
Rebounds	.....9 vs. Tabor, 11/23/07; vs. St. Mary's, 12/1/07
Assists	.....1, four times, last vs. St. Mary's, 12/1/07
Field Goals Made	.....8 vs. Lincoln, 11/24/07
3-Point FGs Made	.....0-
Free Throws Made	.....2, three times, last vs. St. Mary's, 12/1/07
Steals	.....3 vs. St. Mary's, 12/1/07
Blocked Shots	.....4 vs. St. Mary's, 12/1/07

**Career Statistics**

Year.....	GP	GS	Min	Avg	----Total----			--- 3-Point---			---Rebounds---					PF	FO	Ast	TO	Blk	Stl	Pts	Avg		
					FG	FGA	Pct	FG	FGA	Pct	FT	FTA	Pct	Off	Def									Tot	Avg
2007-08.....	6	6	158	26.3	32	61	.525	0	0	.000	10	13	.769	18	24	42	7.0	8	0	4	10	8	7	74	12.3

**2007-08 Individual Game-by-Game**

Opponent	Date	GS	Min	FG	FGA	Pct	3FG	FGA	Pct	FT	FTA	Pct	Off	Def	Tot	Avg	PF	FO	A	TO	Blk	Stl	Pts	Avg
MONMOUTH (ILL.)	11/17/07	*	19	4	7	.571	0	0	.000	2	21	.000	2	3	5	5.0	0	0	1	1	1	1	10	10.0
TABOR COLLEGE	11/23/07	*	22	5	12	.417	0	0	.000	0	1	.000	4	5	9	7.0	0	0	0	3	0	0	10	10.0
LINCOLN	11/24/07	*	33	8	12	.667	0	0	.000	2	21	.000	2	6	8	7.3	2	0	1	3	1	0	18	12.7
HANNIBAL-LAGRANGE	11/28/07	*	27	4	10	.400	0	0	.000	0	0	.000	2	4	6	7.0	1	0	1	1	2	2	8	11.5
ST. MARYS	12/1/07	*	30	6	10	.600	0	0	.000	2	4	.500	7	2	9	7.4	2	0	1	0	4	3	14	12.0
at Rockhurst	12/08/07	*	27	5	10	.500	0	0	.000	4	41	.000	1	4	5	7.0	3	0	0	2	0	1	14	12.3
<b>Totals</b>		<b>6</b>	<b>158</b>	<b>32</b>	<b>61</b>	<b>.525</b>	<b>0</b>	<b>0</b>	<b>.000</b>	<b>10</b>	<b>13</b>	<b>.769</b>	<b>18</b>	<b>24</b>	<b>42</b>	<b>7.0</b>	<b>8</b>	<b>0</b>	<b>4</b>	<b>10</b>	<b>8</b>	<b>7</b>	<b>74</b>	<b>12.3</b>

**22 - Kyle Weymuth**  
**Forward**  
**6-4 \* 190 \* Senior-1L**



**Cole Camp, Missouri \* State Fair Community College**

**As a Senior:** Played in three games...

**As a Junior:** Played in 12 games... had a career-high six points and 11 minutes against Bacone (Nov 24)... also set career-highs in both rebounds and steals against Westminster College (Dec 5).

**At State Fair:** He played for coach Dale Kimberling at State Fair Community College and for coach Eric Barns at Hannibal-LaGrange as a freshman.

**In High School:** An all-conference, all-area, and all-district selection at Benton County High School for coach Tom Ward... helped them to conference titles in his final three seasons... he played in the Lions Club All-Star Game as a senior... also lettered in baseball and golf, earning all-conference and all-district honors on the links.

**Personal:** Business Marketing major... born December 27, 1985 ... son of Ken and Kim Weymuth.

**Career Highs**

Points	.....6, vs. Bacone College, 11/24/06
Rebounds	.....3, vs. Westminster College, 12/5/06
Assists	.....2, vs. Bacone College, 11/24/06
Field Goals Made	.....2, vs. Bacone College, 11/24/06
3-Point FGs Made	.....1, vs. Bacone College, 11/24/06
Free Throws Made	.....1, vs. Bacone College, 11/24/06
Steals	.....1, vs. Westminster College, 12/5/06
Blocked Shots	.....1 vs. Sterling College, 12/20/06

**Career Statistics**

Year.....	GP	GS	Min	Avg	----Total----			--- 3-Point---			---Rebounds---														
					FG	FGA	Pct	FG	FGA	Pct	FT	FTA	Pct	Off	Def	Tot	Avg	PF	FO	Ast	TO	Blk	Stl	Pts	Avg
2006-07.....	12	0	40	3.3	4	10	.400	1	6	.167	1	3	.333	2	4	6	0.5	2	0	6	1	1	1	10	0.8
2007-08.....	3	0	9	3.0	0	2	.000	0	1	.000	0	0	.000	0	1	1	0.3	0	0	1	1	0	0	0	0.0
<b>TOTAL.....</b>	<b>15</b>	<b>0</b>	<b>49</b>	<b>3.3</b>	<b>4</b>	<b>12</b>	<b>.333</b>	<b>1</b>	<b>7</b>	<b>.143</b>	<b>1</b>	<b>3</b>	<b>.333</b>	<b>2</b>	<b>5</b>	<b>7</b>	<b>0.5</b>	<b>2</b>	<b>0</b>	<b>7</b>	<b>2</b>	<b>1</b>	<b>1</b>	<b>10</b>	<b>0.7</b>

**2007-08 Individual Game-by-Game**

Opponent	Date	GS	Min	FG	FGA	Pct	3FG	FGA	Pct	FT	FTA	Pct	Off	Def	Tot	Avg	PF	FO	A	TO	Blk	Stl	Pts	Avg
MONMOUTH (ILL.)	11/17/07		3	0	0.000	0	0.000	0	0.000	0	0.000	0	0	1	1	1.0	0	0	0	0	0	0	0	0.0
TABOR COLLEGE	11/23/07		5	0	2.000	0	1.000	0	0.000	0	0.000	0	0	0	0	0.5	0	0	1	1	0	0	0	0.0
ST. MARYS	12/1/07		1	0	0.000	0	0.000	0	0.000	0	0.000	0	0	0	0	0.3	0	0	0	0	0	0	0	0.0
<b>Totals</b>		<b>0</b>	<b>9</b>	<b>0</b>	<b>2.000</b>	<b>0</b>	<b>1.000</b>	<b>0</b>	<b>0.000</b>	<b>0</b>	<b>0.000</b>	<b>0</b>	<b>0</b>	<b>1</b>	<b>1</b>	<b>0.3</b>	<b>0</b>	<b>0</b>	<b>1</b>	<b>1</b>	<b>0</b>	<b>0</b>	<b>0</b>	<b>0.0</b>

## 12 - Kevin Wollbrinck

### Forward

6-4 \* 210 \* Senior-1L

#### St. Louis, Missouri \* St. Louis Community College at Meramec


**As a Senior:** Has started every game... set career highs in points, rebounds, blocks, and assists in the first three games...

**As a Junior:** Played in 32 games... led the team with seven rebounds against Sterling... scored a career-high five points against St. Edward's (Mar 10) and then matched it with another five-point outing against Montevallo (Mar 22) in the Elite Eight, hitting a big three-pointer in the first half to help the Mules advance to the Final Four.

**At Meramec:** The team captain and a first-team all-region selection, Wollbrinck led Meramec to conference championships in each of the past two seasons. He was also a first-team all conference selection for head coach Randy Albrecht, taking third in the national tournament as a freshman. Last season, he helped the Magic make an appearance in the regional title game while averaging 12.3 points, five rebounds, and 4.5 assists per game.

**In High School:** Lettered four years for head coach Bill Moyer at Francis Howell North High School... A three-year starter, he was an all-conference and all-district selection as both a junior and a senior... Also was an all-conference selection in both football and track.

**Personal:** Political Science major with a 3.06 grade point average... born October 2, 1985 ... son of David and Barbara Wollbrinck.



#### Career Highs

<b>Points</b>	.....18 vs. Lincoln, 11/24/07
<b>Rebounds</b>	.....9, three times, last at Rockhurst, 12/8/07
<b>Assists</b>	.....5 vs. Lincoln, 11/24/07
<b>Field Goals Made</b>	.....6 vs. Lincoln, 11/24/07
<b>3-Point FGs Made</b>	.....1, vs. Missouri Southern, 2/14/07; ..... vs. Northwest Missouri, 3/11/07, vs. Montevallo, 3/22/07
<b>Free Throws Made</b>	.....11, vs. HLC, 11/28/07; at Rockhurst, 12/8/07
<b>Steals</b>	.....5, vs. St. Mary's, 12/1/07
<b>Blocked Shots</b>	.....3, vs. Monmouth, 11/17/07


#### Career Statistics

Year.....	GP	GS	Min	Avg	----Total----			--- 3-Point---			---Rebounds---														
					FG	FGA	Pct	FG	FGA	Pct	FT	FTA	Pct	Off	Def	Tot	Avg	PF	FO	Ast	TO	Blk	Stl	Pts	Avg
2006-07.....	32	0	223	7.0	10	38	.263	3	10	.300	19	24	.792	11	32	43	1.3	31	0	16	17	5	11	42	1.3
2007-08.....	6	6	172	28.7	18	39	.462	0	2	.000	35	41	.854	17	27	44	7.3	14	1	12	12	5	8	71	11.8
<b>TOTAL.....</b>	<b>38</b>	<b>6</b>	<b>395</b>	<b>10.4</b>	<b>28</b>	<b>77</b>	<b>.364</b>	<b>3</b>	<b>12</b>	<b>.250</b>	<b>54</b>	<b>65</b>	<b>.831</b>	<b>28</b>	<b>59</b>	<b>87</b>	<b>2.3</b>	<b>45</b>	<b>1</b>	<b>28</b>	<b>29</b>	<b>10</b>	<b>19</b>	<b>113</b>	<b>3.0</b>

#### 2007-08 Individual Game-by-Game

Opponent	Date	GS	Min	FG	FGA	Pct	3FG	FGA	Pct	FT	FTA	Pct	Off	Def	Tot	Avg	PF	FO	A	TO	Blk	Stl	Pts	Avg	
MONMOUTH (ILL.)	11/17/07	*	26	3	4	.750	0	0	.000	2	6	.333	1	6	7	7.0	2	0	2	1	3	0	8	8.0	
TABOR COLLEGE	11/23/07	*	26	3	5	.600	0	0	.000	4	4	1.000	3	2	5	6.0	1	0	1	0	0	2	10	9.0	
LINCOLN	11/24/07	*	35	6	12	.500	0	0	.000	6	6	1.000	3	6	9	7.0	2	0	5	1	0	0	18	12.0	
HANNIBAL-LAGRANGE	11/28/07	*	33	2	4	.500	0	0	.000	11	11	1.000	2	7	9	7.5	1	0	1	2	0	0	15	12.8	
ST. MARYS	12/1/07	*	23	2	7	.286	0	2	.000	1	2	.500	2	3	5	7.0	3	0	2	5	0	5	5	11.2	
at Rockhurst	12/08/07	*	29	2	7	.286	0	0	.000	11	12	.917	6	3	9	7.3	5	1	1	3	0	1	15	11.8	
<b>Totals</b>			<b>6</b>	<b>172</b>	<b>18</b>	<b>39</b>	<b>.462</b>	<b>0</b>	<b>2</b>	<b>.000</b>	<b>35</b>	<b>41</b>	<b>.854</b>	<b>17</b>	<b>27</b>	<b>44</b>	<b>7.3</b>	<b>14</b>	<b>1</b>	<b>12</b>	<b>12</b>	<b>5</b>	<b>8</b>	<b>71</b>	<b>11.8</b>

**1 - Joe Young**  
**Guard**  
**6-2 \* 200 \* Junior-Tr**



**Battle Creek, Michigan \* Kellogg (Mich.) Community College**

**As a Junior:** Has played every game, starting two... scored double figures in every game as well... Set a career-high with 18 points against Rockhurst (12/8/07)...

**Before UCM:** Helped KCC and head coach Clint Stout to a number 15 national ranking and a 25-7 overall record... He was the Most Valuable Player of the Western Conference of the MJCAA last season while averaging 23.3 points per game... Young ranked fifth in the nation, hitting 86 percent of his free throws, and sixth in the nation in scoring... He also hit 40 percent of his three-point attempts last season to earn all-region honors... He played for head coach Mike McDonald at NCAA Division I Canisius (N.Y.) College as a freshman where he started 15 games and averaged 11 points in those outings... attended Battle Creek Central High School where he won two letters two all-conference selections... was a second-team all-state pick by the Detroit Free Press as a senior after averaging 24 points a game.

**Personal:** Communications major... born March 9, 1987 ... son of Priscilla Young.

**Career Highs**

<b>Points</b> .....	18, at Rockhurst, 12/8/07
<b>Rebounds</b> .....	3, vs. Lincoln, 11/24/07
<b>Assists</b> .....	5, at Rockhurst, 12/8/07
<b>Field Goals Made</b> .....	5, vs. Tabor, 11/23/07
<b>3-Point FGs Made</b> .....	3, vs. Tabor, 11/23/07; at Rockhurst, 12/8/07
<b>Free Throws Made</b> .....	3, vs. Lincoln, 11/24/07
<b>Steals</b> .....	2, vs. Monmouth, 11/17/07
<b>Blocked Shots</b> .....	1, vs. Monmouth, 11/17/07; at Rockhurst, 12/8/07

**Career Statistics**

Year.....	GP	GS	Min	Avg	----Total----			-- 3-Point--			---Rebounds---														
					FG	FGA	Pct	FG	FGA	Pct	FT	FTA	Pct	Off	Def	Tot	Avg	PF	FO	Ast	TO	Blk	Stl	Pts	Avg
2007-08.....	6	3	128	21.3	27	59	.458	13	36	.361	8	10	.800	4	10	14	2.3	13	0	9	6	2	5	75	12.5

**2007-08 Individual Game-by-Game**

Opponent	Date	GS	Min	FG	FGA	Pct	3FG	FGA	Pct	FT	FTA	Pct	Off	Def	Tot	Avg	PF	FO	A	TO	Blk	Stl	Pts	Avg
MONMOUTH (ILL.)	11/17/07		12	3	5	.600	2	4	.500	2	21	.000	1	1	2	2.0	2	0	0	2	1	2	10	10.0
TABOR COLLEGE	11/23/07		18	5	9	.556	3	7	.429	0	0	.000	1	1	2	2.0	1	0	3	1	0	1	13	11.5
LINCOLN	11/24/07		24	3	8	.375	2	6	.333	3	4	.750	0	3	3	2.3	3	0	1	1	0	0	11	11.3
HANNIBAL-LAGRANGE	11/28/07	*	18	5	6	.833	2	21	.000	0	1	.000	1	3	4	2.8	3	0	0	0	0	0	12	11.5
ST. MARYS	12/1/07	*	23	4	12	.333	1	7	.143	2	21	.000	1	1	2	2.6	0	0	0	2	0	1	11	11.4
at Rockhurst	12/08/07	*	33	7	19	.368	3	10	.300	1	11	.000	0	1	1	2.3	4	0	5	0	1	1	18	12.5
<b>Totals</b>		<b>3</b>	<b>128</b>	<b>27</b>	<b>59</b>	<b>.458</b>	<b>13</b>	<b>36</b>	<b>.361</b>	<b>8</b>	<b>10</b>	<b>.800</b>	<b>4</b>	<b>10</b>	<b>14</b>	<b>2.3</b>	<b>13</b>	<b>0</b>	<b>9</b>	<b>6</b>	<b>2</b>	<b>5</b>	<b>75</b>	<b>12.5</b>

# 2007-08 Game-by-Game Summaries and Box Scores

## ~ Mules 87, Monmouth 60 ~

### November 17 \* Warrensburg, Mo.

(WARRENSBURG, Mo.) – The University of Central Missouri Mules got points from 14 different players and cruised to an 87-60 win over Monmouth College in the season opener Saturday at the UCM Multipurpose Building.

The Mules (1-0) fell behind 7-3 early in the contest but quickly went on a 13-0 run and took the lead for good at the 15:52 mark of the opening half. Central Missouri got the advantage to 12 thanks to a three from junior guard Josiah Miller, but the Fighting Scots (0-1) showed some fight to cut it back to one with 8:25 left.

Central Missouri was up to the task though and ran off 12 more unanswered points, five of which came from junior Carvelle Taylor. The Mules scored the final nine points of the half to put it out of reach at 46-28. Joe Young and Walter Battle, both in their first action of the season after sitting out of the CBE Classic, scored seven of those final nine.

Tremaine Luellen led the Mules with 11 at the break on a perfect 4-of-4 from the floor. The Mules pulled away with defense though, forcing 13 Monmouth turnovers in the half, compared to only six of their own. The Mules also out-rebounded the smaller Fighting Scots by a 25-to-15 margin (including 9-to-1 on the offensive glass).

Central Missouri led by double digits the entire second stanza and moved its advantage to as much as 30 on a couple occasions. Skip Thomas and Fred Dudley led the offensive charge in half two with eight and six points, respectively. They combined to shoot 6-of-6 from the floor.

The Mules got their bench in the game early and finished with the 27 point victory. The three players in double-figures were Luellen with 13, Thomas with 10 and Young with 10. Kevin Wollbrinck and Tyler Oakley each had seven boards while Miller led the defense with three steals. Point guard De'Andre Byrd dished out four helpers and Wollbrinck added three blocks to his well-rounded night.

Central Missouri forced 24 turnovers in the outing and hit 45 percent from the floor. Monmouth had only one player in double-figures and shot 37 percent.

#### Monmouth - 60

Player	FG-A	3-Pt	FT-A	R	PF	A	Pts
Cook	3-9	1-4	1-1	2	2	1	8
Terwelp	4-5	0-0	1-3	8	2	3	9
Grant	0-0	0-0	0-0	2	1	0	0
Scholten	4-7	4-7	0-0	1	3	0	12
Tanney	2-6	2-4	0-0	5	0	0	6
Hoffman	0-1	0-0	0-0	1	1	0	0
Turner	1-3	1-3	2-4	1	1	0	5
Gruber	1-6	0-3	0-0	2	2	5	2
Morrow	1-4	0-1	2-2	0	1	2	4
Weyeneth	0-1	0-0	0-0	0	2	0	0
Hinkle	2-6	0-3	4-4	0	1	0	8
Morgan	0-0	0-0	0-0	0	0	0	0
Wrage	1-4	0-1	2-2	5	1	0	4
Peurach	1-1	0-0	0-0	3	2	0	2
Haskett	0-1	0-0	0-0	2	0	0	0
TEAM				4			
<b>TOTALS</b>	<b>20-54</b>	<b>8-26</b>	<b>12-16</b>	<b>36</b>	<b>19</b>	<b>11</b>	<b>60</b>

#### Central Missouri - 87

Player	FG-A	3-Pt	FT-A	R	PF	A	Pts
Wollbrinck	3-4	0-0	2-6	7	2	2	8
Thomas	4-7	0-0	2-2	5	0	1	10
Taylor	3-9	2-6	0-0	2	2	2	8
Byrd	1-7	0-3	0-1	4	1	4	2
Luellen	5-7	2-2	1-3	1	3	2	13
Oakley	2-4	0-0	2-4	7	1	0	6
Young	3-5	2-4	2-2	2	2	0	10
Miller	3-6	1-3	1-2	1	0	1	8
Richardson	0-1	0-1	2-2	1	0	0	2
Frazier	0-3	0-2	4-4	0	1	3	4
Lee	0-1	0-0	0-0	0	2	0	0
Dudley	4-6	1-2	0-0	2	0	0	9
Banister	1-3	0-0	0-0	4	2	1	2
Weymuth	0-0	0-0	0-0	1	0	0	0
Henderson	0-2	0-1	2-2	0	0	0	2
Battle	1-1	0-0	1-2	2	0	0	3
TEAM				3			
<b>TOTALS</b>	<b>30-66</b>	<b>8-24</b>	<b>19-30</b>	<b>42</b>	<b>16</b>	<b>16</b>	<b>87</b>

**Halftime Score:** UCM 46, MC 28 **Game Totals:** FG%: UCM 45.5, MC 37.0; 3FG%: UCM 33.3, MC 30.8; FT%: UCM 63.3, MC 75.0; TO:UCM 11, MC 24; Blocks: UCM 7, MC 3; Steals: UCM 13, MC 6.

## ~ Mules 92, Tabor 46 ~

### November 23 \* Warrensburg, Mo.

(WARRENSBURG, Mo.) – The University of Central Missouri Mules had six players in double-figures and dished out 28 assists on their way to a 92-46 victory over Tabor College on Friday night in the Holiday Inn Express / KOKO 1450 / 98.5 The BAR Thanksgiving Classic.

The Mules (2-0) won for the 25th consecutive time in the Multipurpose Building after a slow start. They didn't score their first

bucket of the game until the 17:13 mark on a Carvelle Taylor three pointer. The bucket sparked a 10-0 run and UCM never looked back, leading the rest of the way.

The Mules had several runs in the half and stretched the advantage to as much as 25 by the 4:18 mark. They forced 12 Tabor turnovers and out-scored the Bluejays 20-to-6 in the paint to coast to a 44-21 halftime lead. Taylor led all scorers with 10 at the break.

Central Missouri came out slow again in the final stanza as it didn't get a bucket until the 17:37 mark on a Skip Thomas layup. It was all Mules after that though, as they used a 15-2 run to expand the lead to 36 with 12:14 remaining. Before the end of the night, UCM would move the margin to as much as 51. Tabor didn't break the 40-point barrier until the 1:46 mark.

Central Missouri shot 57 percent in the second half and hit 7-of-11 from three-point range. 11 different players also tallied points in the stanza, led by eight from Joe Young.

UCM forced 22 turnovers in the game and held the Bluejays to only 27 percent from the field. The Mules finished hitting 50 percent of their shots while out-rebounding Tabor by eight.

The key to the game was the Mules in the paint and in transition. They out-scored TC 20-to-2 on the fastbreak (including two thundering dunks from Tremaine Luellen), and 42-to-14 in the paint.

Taylor led six Mules in double-figures with 15 while Young had 13 on the night. Four Mules finished with 10 points in Kevin Wollbrinck, Fred Dudley, Luellen, and Thomas. Josiah Miller dished out a season-high nine assists in his first start, and had three steals to match his effort from last week. Thomas was the man on the boards with nine.

#### Tabor - 46

Player	FG-A	3-Pt	FT-A	R	PF	A	Pts
Thomas	3-10	0-0	0-0	10	1	1	6
Vanselow	0-6	0-3	3-4	2	3	1	3
Whitelaw	4-11	0-1	2-2	4	2	0	10
Hett	2-5	0-1	0-0	5	0	3	4
Rousell	0-8	0-3	0-2	4	1	0	0
De Blonk	3-7	2-3	4-5	2	1	0	12
Good	1-1	1-1	0-0	0	0	2	3
Baar	0-0	0-0	0-0	0	0	0	0
Nelson	0-1	0-0	2-2	0	2	1	2
Stoeker	3-6	0-0	0-1	4	2	0	6
Funk	0-4	0-1	0-0	1	1	0	0
TEAM				6			
<b>TOTALS</b>	<b>16-59</b>	<b>3-13</b>	<b>11-16</b>	<b>38</b>	<b>13</b>	<b>8</b>	<b>46</b>

#### Central Missouri - 92

Player	FG-A	3-Pt	FT-A	R	PF	A	Pts
Wollbrinck	3-5	0-0	4-4	5	1	1	10
Thomas	5-12	0-0	0-1	9	0	0	10
Miller	3-5	1-3	0-0	5	3	9	7
Taylor	6-12	3-7	0-0	0	0	0	15
Luellen	4-12	0-1	2-3	7	2	2	10
Oakley	1-1	0-0	1-2	3	0	3	3
Young	5-9	3-7	0-0	2	1	3	13
Richardson	2-2	2-2	0-0	0	2	2	6
Frazier	0-1	0-1	1-2	1	1	2	1
Lee	1-1	1-1	0-0	0	0	0	3
Dudley	4-7	2-4	0-0	6	0	2	10
Banister	0-0	0-0	0-0	1	2	1	0
Weymuth	0-2	0-1	0-0	0	0	1	0
Byrd	1-2	0-1	0-0	0	0	1	0
Henderson	1-1	0-0	0-0	2	2	1	2
TEAM				3			
<b>TOTALS</b>	<b>36-72</b>	<b>12-28</b>	<b>8-12</b>	<b>46</b>	<b>17</b>	<b>28</b>	<b>92</b>

**Halftime Score:** UCM 44, TC 21 **Game Totals:** FG%: UCM 50.0, TC 27.1; 3FG%: UCM 42.9, TC 23.1; FT%: UCM 66.7, TC 68.8; TO:UCM 14, TC 22; Blocks: UCM 6, TC 6; Steals: UCM 16, TC 6.

## ~ Mules 79, Lincoln 63 ~

### November 24 \* Warrensburg, Mo.

(WARRENSBURG, Mo.) – The University of Central Missouri Mules got their first test of the season on Saturday night against Lincoln and prevailed by a 79-63 margin. The Blue Tigers had a brief advantage early in the second half, but UCM quickly gained the lead and took it to double digits for good with just more than five minutes remaining.

Central Missouri got 18 points from Tremaine Luellen in the first half and led the entire stanza. UCM used a 28-15 rebound advantage in the period to keep the advantage. The Mules jumped out to an 18-8 lead early and moved the advantage to as much as 11 by the 8:48 mark. The Blue Tigers made a run though, cutting it to three with 3:40 before the break. Central Missouri closed the half on a 7-3 run though, and took a 36-29 lead into halftime.

The Mules had 10 turnovers in the half and hit only 6-of-13 from the line but out-shot the Blue Tigers with a 44-to-36 percent advantage.

Lincoln came out in the second period on a 13-4 run to take a 42-40 lead at the 16:18 mark. Kevin Wollbrinck kicked off a big half with a layup a few seconds later though, and the Mules never trailed again in the game. They pounded it inside against the smaller Blue Tigers, and the forward tandem of Wollbrinck and Skip Thomas had 12 and 14 in the second period, respectively. The Mules held Lincoln to only 10 rebounds in the half and finished the game with a commanding 52-25 advantage on the boards.

Central Missouri stretched its lead to as many as 17 on several occasions in the final five minutes, getting a couple big threes from Joe Young. The Mules also shored up the free throw issue in the final stanza, hitting 11-of-12.

UCM finished the night hitting 47 percent from the field while holding Lincoln to only 38 percent, including 6-of-25 from three.

Luellen finished with his first ever double-double, scoring 22 points and grabbing 11 rebounds. Wollbrinck had a career-high 18 points, nine rebounds, and five assists in the game as well. Thomas tallied 18 points and pulled down eight boards while Young had all 11 of his points in the second half.

#### Lincoln - 63

Player	FG-A	3-Pt	FT-A	R	PF	A	Pts
Hutchingson	7-15	0-1	2-2	4	4	1	16
Boone	4-9	0-2	0-0	3	4	0	8
Lucchesi	8-18	3-9	3-7	3	4	0	22
Mata	3-12	2-7	0-0	3	3	10	8
Spearman	3-10	1-6	0-0	4	1	2	7
Williams	0-0	0-0	0-0	0	1	0	0
Wilde	0-0	0-0	0-0	0	2	0	0
Harris	1-2	0-0	0-0	0	2	0	2
Akajiobi	0-0	0-0	0-0	0	2	0	0
Bradbarry	0-1	0-0	0-0	1	2	1	0
TEAM				4			
<b>TOTALS</b>	<b>26-67</b>	<b>6-25</b>	<b>5-9</b>	<b>25</b>	<b>23</b>	<b>14</b>	<b>63</b>

#### Central Missouri - 79

Player	FG-A	3-Pt	FT-A	R	PF	A	Pts
Wollbrinck	6-12	0-0	6-6	9	2	5	18
Thomas	8-12	0-0	2-2	8	2	1	18
Miller	1-2	0-1	2-2	3	2	3	4
Taylor	0-6	0-1	0-0	4	3	0	0
Luellen	9-13	2-5	2-5	11	0	2	22
Oakley	0-0	0-0	0-0	0	0	0	0
Young	3-8	2-6	3-4	3	3	1	11
Frazier	0-0	0-0	0-0	0	0	0	0
Dudley	0-1	0-1	0-0	4	0	1	0
Banister	0-0	0-0	0-0	0	0	0	0
Byrd	2-7	0-0	2-6	7	0	3	6
Battle	0-0	0-0	0-0	0	1	0	0
TEAM				3			
<b>TOTALS</b>	<b>29-61</b>	<b>4-14</b>	<b>17-25</b>	<b>52</b>	<b>13</b>	<b>16</b>	<b>79</b>

**Halftime Score:** UCM 36, LU 29 **Game Totals:** FG%: UCM 47.5, LU 38.8; 3FG%: UCM 28.6, LU 24.0; FT%: UCM 68.0, LU 55.6; TO:UCM 17, LU 11; Blocks: UCM 1, LU 2; Steals: UCM 5, LU 7.

## ~ Mules 65, Hannibal LaGrange 54 ~

### November 28 \* Warrensburg, Mo.

(WARRENSBURG, Mo.) – It wasn't pretty, but the University of Central Missouri Mules grabbed a 65-54 decision over the Hannibal LaGrange Trojans on Wednesday night at the Multi.

UCM shot only 37 percent from the floor and got out-rebounded by five, but turned 17 HLC turnovers into 25 points to get the win. The Mules allowed the Trojans to score only four points off six turnovers.

Central Missouri (4-0) started the game off slow as they let the Trojans jump out to a 5-0 lead and didn't score until the 17:33 mark. UCM took its first lead of the half on a three pointer by Josiah Miller a couple minutes later but couldn't shake HLC. The Trojans never got behind by more than seven points and frustrated the Mules with their zone defense. It went into the half with UCM leading 29-24, the fewest amount of points scored by the Mules in a half this year.

Central Missouri was led by Kevin Wollbrinck with eight points on 8-of-8 free throw shooting at the break. The Trojans held a slight shooting edge over the Mules with a 35-to-32 percent advantage.

Joe Young took over early in the second half though, scoring the first eight points of the period in less than two minutes. Central Missouri would lead by double-figures the rest of the night and stretched the advantage to as many as 22 with 6:22 remaining on another Young jumper.

The Trojans fought back late to trim the lead to 11 by the final buzzer. The key to the second half was the turnovers though. The Mules committed only one miscue while forcing HLC into nine on the other end.

Wollbrinck finished the night with 15 points and nine rebounds while Young tallied 12 points in 18 minutes and hit his first five shots of the game (finished 5-of-6). Miller also dished out five assists to lead the Mules.

# 2007-08 Game-by-Game Summaries and Box Scores

## Hannibal-LaGrange - 54

Player	FG-A	3-Pt	FT-A	R	PF	A	Pts
Skuggedal	3-6	1-2	0-0	11	5	1	7
Michalas	5-10	0-0	0-0	8	3	1	10
Vegar	0-2	0-0	0-0	1	2	6	0
Benjamin	4-13	2-4	1-2	9	3	1	11
McPike	4-6	1-1	2-4	3	3	2	11
Smith	2-8	1-2	2-3	0	1	0	7
Reading	0-1	0-0	0-0	2	1	0	0
Ayers	1-2	1-2	5-6	2	1	0	8
TEAM				1			
<b>TOTALS</b>	<b>19-48</b>	<b>6-11</b>	<b>10-15</b>	<b>37</b>	<b>19</b>	<b>11</b>	<b>54</b>

## Central Missouri - 65

Player	FG-A	3-Pt	FT-A	R	PF	A	Pts
Wollbrinck	2-4	0-0	11-11	9	1	1	15
Thomas	4-10	0-0	0-0	6	1	1	8
Young	5-6	2-2	0-1	4	3	0	12
Miller	1-7	1-4	2-2	0	2	5	5
Luellen	4-10	1-4	0-0	1	1	2	9
Oakley	0-0	0-0	0-0	0	0	0	0
Richardson	0-0	0-0	0-0	0	0	0	0
Taylor	2-8	0-4	2-2	2	2	1	6
Frazier	2-3	1-2	0-2	3	2	2	5
Dudley	0-5	0-4	0-0	3	1	0	0
Byrd	1-4	0-1	0-0	0	1	0	2
Battle	1-2	0-0	1-2	3	0	0	3
TEAM				1			
<b>TOTALS</b>	<b>22-59</b>	<b>5-21</b>	<b>16-20</b>	<b>32</b>	<b>14</b>	<b>12</b>	<b>65</b>

**Halftime Score:** UCM 29, HLC 24 **Game Totals:** FG%: UCM 37.3, HLC 39.6; 3FG%: UCM 23.8, HLC 54.5; FT%: UCM 80.0, HLC 66.7; TOs:UCM 6, HLC 17;Blocks: UCM 5, HLC 2; Steals: UCM 9, HLC 0.

## ~ Mules 64, St. Mary's 42 ~

### December 1 \* Warrensburg, Mo.

(WARRENSBURG, Mo.) – The University of Central Missouri Mules used a stellar defensive effort to post a 64-42 regional win Saturday over St. Mary's (Texas) University in the Multi. The Mules were three steals shy of the school record with a total of 21 on the day.

The Mules (5-0) jumped into the lead early and never looked back as there were no ties or lead changes in the game. UCM continued its dominance at home with its national best 28th consecutive win at the Multi. Central Missouri also held St. Mary's to a season-low 42 points, the fewest since the Mules held St. Edward's to 39 in the first round of the NCAA Tournament last season.

The Mules scored the first six points of the game before St. Mary's would cut to one at 8-7. Central Missouri countered that with another run though, and this time it would be too much for the Rattlers. A 12-0 spurt moved the lead to 13 and the Mules would lead by double-digits the rest of the night.

UCM went into the break with a commanding 38-19 lead on 46 percent shooting, while forcing STMU into 15 turnovers and 33 percent from the floor. The Mules also dominated on the glass with a 19-to-11 advantage. Tremaine Luellen led all scorers in the half with eight points while eight different players combined for 13 steals.

The Mules kept their foot on the gas for the first 11 minutes of the second stanza, moving the lead to as much as 28 before bringing in the bench late. The exclamation point came at the 3:16 mark though, when Skip Thomas grabbed an offensive rebound and slammed home a thunderous, crowd pleasing dunk. He was the show in the final period, scoring eight points and pulling down six boards to go with his three blocks. Joe Young also heated up, tallying seven second period points.

Despite hitting only 30 percent of its shots in the final half, UCM forced 11 more turnovers and held the Rattlers to only 38 percent.

Thomas led all players on the day with 14 points, nine rebounds (seven offensive), and four blocks. Young was the only other double-figure performer in the game with 11 as no St. Mary players cracked the mark. Kevin Wollbrinck led the steals race with five as the Mules scored 31 points off turnovers in the game.

## St. Mary's - 42

Player	FG-A	3-Pt	FT-A	R	PF	A	Pts
Anthony	0-0	0-0	2-2	1	1	0	2
Owens	4-7	0-0	0-0	1	3	1	8
Williams	1-7	0-0	0-0	5	3	0	2
Bellard	1-5	1-5	0-0	2	1	2	3
Coleman	3-7	1-2	2-2	3	3	3	9
Richardson	1-2	0-0	0-0	1	2	2	4
Harbert	1-5	1-4	0-0	3	0	2	3
Jewasko	0-2	0-0	0-0	2	1	1	0
Hawkins	1-4	0-2	0-0	3	1	0	2
Morey	1-3	0-0	0-0	2	2	0	2
Tata	2-2	0-0	1-2	2	1	0	5
Barisic	2-2	0-0	0-0	0	0	0	4
TEAM				4			
<b>TOTALS</b>	<b>17-46</b>	<b>3-13</b>	<b>5-6</b>	<b>29</b>	<b>18</b>	<b>13</b>	<b>42</b>

## Central Missouri - 64

Player	FG-A	3-Pt	FT-A	R	PF	A	Pts
Wollbrinck	2-7	0-2	1-2	5	3	2	5
Thomas	6-10	0-0	2-4	9	2	1	14
Young	4-12	1-7	2-2	2	0	0	11
Miller	2-4	0-2	0-2	3	0	2	4
Luellen	4-10	0-2	0-0	4	0	1	8
Oakley	1-2	0-0	0-0	2	1	0	2
Richardson	0-0	0-0	0-0	0	0	0	0
Taylor	2-7	0-5	1-2	3	0	2	5
Frazier	1-3	1-1	2-2	1	0	0	5
Lee	0-0	0-0	0-0	0	1	0	0
Dudley	1-3	1-3	0-0	3	0	1	3
Banister	0-0	0-0	0-1	0	0	0	0
Weymuth	0-0	0-0	0-0	0	0	0	0
Byrd	0-1	0-0	5-7	4	0	1	5
Henderson	0-0	0-0	0-0	0	0	0	0
Battle	1-2	0-0	0-0	2	2	0	2
TEAM				3			
<b>TOTALS</b>	<b>24-61</b>	<b>3-22</b>	<b>13-22</b>	<b>42</b>	<b>9</b>	<b>10</b>	<b>64</b>

**Halftime Score:** UCM 38, STMU 19 **Game Totals:** FG%: UCM 39.3, STMU 37.0; 3FG%: UCM 13.6, STMU 23.1; FT%: UCM 59.1, STMU 83.3; TOs:UCM 13, STMU 26 ;Blocks: UCM 4, STMU 2; Steals: UCM 21, STMU 4.

## ~ Mules 75, Rockhurst 83 ~

### December 8 \* Kansas City, Mo.

(Kansas City, Mo.) – For the first time this season, the No. 18 University of Central Missouri Mules dropped a game, falling to the hot-shooting Rockhurst University Hawks on the road by an 83-75 margin. RU nailed 53 percent from the floor and 88 percent from the foul line to get past UCM's 35 percent shooting and 70 percent from the charity stripe.

Central Missouri (5-1) played from behind the entire first half as the Hawks nailed 59 percent from the floor and answered every run with one big shot after another. Leading scorer Joey Deas hit for 12 points in the period while Al Smith chipped in with nine. Rockhurst led by as many as 12 before the Mules made a run late in the half, cutting it to 35-31 on a Fred Dudley three pointer. By the 1:15 mark though, Rockhurst had it back to a nine point advantage and went into the break up 40-33. It was the most points UCM had allowed in a half this year, until the second period trumped that.

UCM was led by Kevin Wollbrinck with nine points while Joe Young tallied seven in the half. The Mules struggled shooting the ball as they hit only 32 percent.

Central Missouri showed some fight in the next stanza though, chipping at a 12-point lead and getting it down to 62-60 with 4:31 left on a Young three. The Hawks answered with four points to get it back in control and actually moved the lead to eight on a John Torson dunk at the 1:35 mark, but UCM kept fighting. The Mules cut it to three on several occasions under a minute, but the Hawks won the free throw shooting contest down the stretch to seal the win.

Rockhurst hit 29-of-33 from the line in the game while UCM managed 23-of-33. The Mules actually out-rebounded the bigger Hawks and forced them into 19 turnovers but in the end UCM couldn't hit enough shots to keep up.

Deas led four Hawks in double-figures with 24, while Young paced the Mules with 18 points. Wollbrinck finished the day with 15 points and nine boards while Skip Thomas put up 14. Young also dished out five assists and DeAndre Byrd came off the bench for a defensive spark with five steals.

## Central Missouri - 75

Player	FG-A	3-Pt	FT-A	R	PF	A	Pts
Wollbrinck	2-7	0-0	11-12	9	5	1	15
Thomas	5-10	0-0	4-4	5	3	0	14
Young	7-19	3-10	1-1	1	4	5	18
Miller	0-3	0-2	0-0	0	0	2	0
Luellen	2-8	0-0	3-7	3	4	0	7
Oakley	0-1	0-0	0-0	3	0	0	0
Taylor	2-6	1-4	0-0	1	1	0	5
Frazier	1-2	0-0	0-0	2	0	0	2
Dudley	3-4	2-3	0-2	3	1	1	8
Byrd	1-5	0-0	4-7	6	5	2	6
Battle	0-1	0-0	0-0	0	1	2	0
TEAM				4			
<b>TOTALS</b>	<b>23-66</b>	<b>6-19</b>	<b>23-33</b>	<b>37</b>	<b>24</b>	<b>13</b>	<b>75</b>

## Rockhurst - 83

Player	FG-A	3-Pt	FT-A	R	PF	A	Pts
Smith	4-6	1-1	3-4	9	4	2	12
Martin	5-6	0-0	7-8	7	5	0	17
Torson	4-8	0-0	2-3	7	4	1	10
Deas	6-11	2-4	10-10	2	3	4	24
Knust	3-5	0-1	2-2	1	5	2	8
Hill	0-0	0-0	0-0	0	0	0	0
Meyer	2-5	1-3	0-0	1	4	0	5
Kwajah	0-4	0-2	3-4	0	1	2	3
Rawley	1-2	0-0	2-2	4	2	1	4
TEAM				3			
<b>TOTALS</b>	<b>25-47</b>	<b>4-11</b>	<b>29-33</b>	<b>34</b>	<b>28</b>	<b>12</b>	<b>83</b>

**Halftime Score:** UCM 33, RU 40 **Game Totals:** FG%: UCM 34.8, RU 53.2; 3FG%: UCM 31.6, RU 36.4; FT%: UCM 69.7, RU 87.9; TOs:UCM 11, RU 19 ;Blocks: UCM 2, RU 5; Steals: UCM 9, RU 5.