

36 - MULES INDOOR TRACK & FIELD HONOR ROLL

60 Meter Dash (55m + .48)..... mark		year
1.	Imani Butler.....	6.73
2.	Jeremy Knox.....	6.75
3T.	Mike Dotts.....	6.81
3T.	Greg Schmidt.....	6.81
5T.	Fred Murrell.....	6.82*
5T.	Rick Williams.....	6.82*
7.	James Robinson.....	6.86
8T.	Michael Payne.....	6.88
8T.	Bruce Williams.....	6.88
8T.	Diamond Berry.....	6.88

60 Meter Hurdles (55m + .53).... mark		year
1.	Bruce Derks.....	7.87*
2T.	Danny Holland.....	7.97
2T.	Jason Ramsey.....	7.97
2T.	Jeff Sander.....	7.97
5.	David Baxter.....	8.02
6.	Darwin Featherston.....	8.09
7.	Stephen Chambers.....	8.11
8.	Arvis Greene.....	8.16
9T.	Fred Washington.....	8.17*
9T.	Larry Roberts.....	8.17*

200 Meter Dash..... mark		year
1.	Imani Butler.....	21.04*
2.	Petko Yankov.....	21.51
3.	Bruce Williams.....	21.54
4.	Jeremy Knox.....	21.66
5.	Kevin O'sadnick.....	21.94
6.	Edwin Harris.....	21.98
7.	Kai Roper.....	21.99
8.	Eddie Murrillo.....	22.02
9.	Greg Schmidt.....	22.06
10.	Eric Moore.....	22.16

300 Yard Dash..... mark		year
1.	Michael Payne.....	31.00
2.	Arnold Hammond.....	31.24*
3.	Kevin Henry.....	31.25
4.	Darrell Glasco.....	32.04
5.	Ric Phillips.....	32.42
6.	Keith Thornton.....	32.44*
7.	Terry Thompson.....	32.53
8.	Jim Rocquemore.....	32.54*
9T.	James Esters.....	32.74*
9T.	Don Wells.....	32.74*

400 Meter Dash..... mark		year
1.	Edwin Harris.....	47.34
2.	Petko Yankov.....	47.44*
3.	Jeremy Knox.....	48.05
4.	Michael Payne.....	48.23
5.	Willie Tague.....	49.01
6.	Ryan Irvin.....	49.06+
7.	Kair Roper.....	49.09
8.	Ira Baldwin.....	49.11
9.	Tim Stockdale.....	49.14
10.	David Baxter.....	49.15

600 Yard Run..... mark		year
1.	Edwin Harris.....	1:10.52
2.	Aaron Schlecht.....	1:10.69+
3.	Kirk Tyner.....	1:12.02+
4.	Leif Kennedy.....	1:12.14
5.	Ryan Irvin.....	1:12.50
6.	Kyle Brown.....	1:12.62+
7.	Jason Ramsey.....	1:12.86
8.	Craig Heeney.....	1:13.04
9.	Justin McCarthy.....	1:13.16+
10T.	George Devereaux.....	1:13.24*
10T.	Kevin Clark.....	1:13.24*

800 Meter Run..... mark		year
1.	Leif Kennedy.....	1:51.97
2.	Dale Elliott.....	1:53.00+
3.	Jonah Melly.....	1:53.06
4.	Presley Cherubin.....	1:53.42+
5.	Brayce Forsha.....	1:53.47*
6.	Mike Fairbanks.....	1:54.34*
7.	Alexandr Alexin.....	1:55.22
8.	Vladimir Golias.....	1:55.32
9.	Vladimir Golias.....	1:55.33
10.	Kevin Clark.....	1:55.44

1000 Yard Run..... mark		year
1.	Bill Kanan.....	2:13.84*
2.	Mike Fairbanks.....	2:14.04*
3.	Dave Plains.....	2:14.92
4.	Scott Stetzler.....	2:15.31
5.	Mark Leicht.....	2:15.44
6.	Kevin Clark.....	2:16.24*
7.	Don Wehmeyer.....	2:17.04
8.	Jeff Buehrle.....	2:17.14*
9.	Craig Heeney.....	2:17.27
10.	Jerry Coleman.....	2:17.54*

1000 Meter Run..... mark		year
--------------------------	--	------

1.	Adam Akers.....	2:30.06+	2006
2.	Mike Knutson.....	2:30.10+	2002
3.	Paul Orshel.....	2:31.26	1993
4.	Jamie Moreno.....	2:33.26	1995
5.	Jason Ramsey.....	2:35.01	1997
6.	Patrik Eder.....	2:35.05+	2004
7.	Brent Curp.....	2:35.36	1995
8.	Rodger Knedel.....	2:38.14*	1992
9.	Willie Hamm.....	2:38.32	1992
10.	Joe Nagel.....	2:38.76+	2004

Mile Run..... mark		year
1.	Alexander Alexin.....	4:05.10
2.	Dale Elliott.....	4:08.51
3.	Paul Bennett.....	4:08.90
4.	Brayce Forsha.....	4:09.45
5.	Jonah Melly.....	4:09.76
6.	Jim Brocksmitth.....	4:11.34*
7.	Mike Knutson.....	4:11.91
8.	Vladimir Golias.....	4:12.12
9.	Adam Akers.....	4:12.21+
10.	Mark Curp.....	4:13.64*

3000 Meter Run..... mark		year
1.	Jarod Wall.....	8:18.55+
2.	Alexander Alexin.....	8:21.93
3.	Vladimir Golias.....	8:21.94
4.	Dale Elliott.....	8:29.69
5.	Justin Adams.....	8:30.74
6.	Mike Knutson.....	8:33.18
7.	Adam Akers.....	8:35.03
8.	Tommy Neal.....	8:35.21
9.	Joe Mundr.....	8:36.96
10.	Brett Palmer.....	8:37.84*

Two Mile Run..... mark		year
1.	Mark Curp.....	8:51.54*
2.	Rick Clear.....	8:57.14*
3.	Jim Brocksmitth.....	9:05.24*
4.	Gary Denny.....	9:07.24*
5.	Ron Tabb.....	9:10.24*
6.	Rick Schmid.....	9:10.74*
7.	Charlie Gray.....	9:11.84*
8.	Ed Crumm.....	9:12.24*
9.	Kyle Ellis.....	9:14.24*
10.	Steve Brummit.....	9:14.34*

Three Mile Run..... mark		year
1.	Rick Clear.....	* 14:07.24

5000 Meter Run..... mark		year
1.	Jarod Wall.....	14:19.91+
2.	Vladimir Golias.....	14:36.17
3.	Martin Fysh.....	14:36.71+
4.	Todd Beran.....	14:37.42+
5.	Rafael Colmenares.....	14:38.02
6.	Justin Adams.....	14:40.84+
7.	Matt Lucas.....	14:47.82
8.	Paul Orscheln.....	14:48.42
9.	Eliasa Tanui.....	14:55.99+
10.	Jay Hill.....	14:56.51

880 Yard Relay..... mark		year
1.	Darrell Sears, Aaron Whitehurst, Jemar Hayes, Tim Stockdale.....	* 1:31.84

1600 Relay (Mile Relay - 1.20)..... mark		year
1.	Jeremy Knox, Tim Stockdale, Tommy Tavegia, Jason Ramsey.....	3:11.64+
2.	Jeremy Knox, Lamont Truitt, Aaron Schlecht, Edwin Harris.....	3:12.65+
3.	Dannon Abney, Ryan Irvin, Kyle Brown, Bruce Williams.....	3:14.40
4.	Kevin O'sadnick, Presley Cherubin, Ryan Irvin, Kirk Tyner.....	3:14.42
5.	Jeremy Knox, Duane Brisbon, Aaron Schlecht, Edwin Harris.....	3:15.10+

3200 Relay (Two Mile Relay -2.40).... mark		year
1.	Leif Kennedy, Jon Dalby, Mike Knutson, Dale Elliott.....	7:46.63
2.	7:47.74*
3.	Jon Dalby, Joe Conley, Joe Mack, Paul Bennett.....	7:48.50
4.	Jeff Buehrle, Darin Calton, Craig Heeney, Kevin Clark.....	7:50.57
5.	Jon Dalby, Paul Bennett, Brayce Forsha, Leif Kennedy.....	7:51.20

Distance Medley Relay..... mark		year
1.	Jon Dalby, Todd Devoe, Leif Kennedy, Dale Elliott.....	10:03.23+

High Jump..... mark		year
1.	Ivan Varbanov.....	7-3
2.	Mark Blahnik.....	7-0 1/4
3T.	Jeff Sander.....	6-11
3T.	Neal Brownsfield.....	6-11
5.	Andy Gilmore.....	6-10 3/4

6.	Mark Webster.....	6-10	1991
7.	Mark Spartz.....	6-9	1981
8.	Jason Wilcox.....	6-8 3/4	2003
9T.	Tim Bischel.....	6-8	1987
9T.	Kevin Jones.....	6-8	1982
9T.	Boyd Harrison.....	6-8	1979
9T.	Jason Ramsey.....	6-8	1997

Long Jump..... mark		year
1.	Danny Holland.....	25-5 3/4
2.	Greg Schmidt.....	25-4
3.	Darrell Sears.....	25-0 3/4
4.	Aaron Crossley.....	23-11 3/4
5.	Marques Wooten.....	23-11
6.	Duane Brisbon.....	23-8 3/4
7T.	Randall Mercer.....	23-8 1/2
7T.	Jimmy Rocquemore.....	23-8 1/2
9.	James Robinson.....	23-7 1/4
10.	Harold Bass.....	23-6 1/4

Triple Jump..... mark		year
1.	Duane Brisbon.....	52-2
2.	Ivan Varbanov.....	51-9 1/4
3.	Darrell Sears.....	51-5
4.	Tyrone McNichols.....	50-5 1/2
5.	Dave Oglivie.....	50-1 3/4
6.	James Robinson.....	50-1 3/4
7.	Danny Holland.....	49-6 1/2
8.	Stephen Chambers.....	49-2 1/4
9.	Andrei Skvortsov.....	48-10 3/4
10.	Austin Miller.....	47-11

Pole Vault..... mark		year
1.	Andrei Skvortsov.....	17-8 1/2
2.	Roman Botcharnikov.....	17-5 1/2
3.	Brad Feddkamp.....	17-0
4.	Aaron Crossley.....	16-5 1/4
5.	Chris Thoma.....	16-4
6.	Chad Harting.....	16-3 1/4
7.	Jeff Sander.....	16-0 3/4
8.	Jeff Chanay.....	16-0
9.	Tarius McClure.....	15-9 1/2
10.	Tony Lightfoot.....	15-9

Shot Put..... mark		year
1.	Brad Mears.....	59-4 3/4
2.	Jaban Moore.....	57-7
3T.	Jeff Kremer.....	56-8 3/4
3T.	Steven Edwards.....	56-8 3/4
5.	Kerry Tarr.....	55-4
6.	Derrick Mears.....	54-10
7.	Wes Martin.....	54-9
8.	Drew Frizzell.....	54-8 3/4
9.	Aaron Thurman.....	54-1 1/4
10.	Barry Bohlman.....	53-6 1/2

Weight Throw..... mark		year
1.	Jeff Kremer.....	62-11 1/4
2.	Dan Raitel.....	62-10 3/4
3.	Steven Edwards.....	62-6 3/4
4.	Drew Frizzell.....	62-4 1/2
5.	Aaron Thurman.....	58-10 3/4
6.	Tom Woodward.....	56-10
7.	Derrick Mears.....	56-2
8.	Jaban Moore.....	55-11 1/4
9.	Casey Sims.....	55-9
10.	Spencer McKnight.....	54-9 1/4

Pentathlon..... mark		year
1.	Jeff Sander.....	4088 pts.
2.	Zack Miller.....	3887
3.	Aaron Crossley.....	3833
4.	Dustin Bosswell.....	3765
5.	Ryan Thompson.....	3238
6.	Robbie Marin.....	3144
7.	Michael Klaus.....	3112
8.	Joe Hettinger.....	3108
9.	Jason Ramsey.....	3067
10.	Ryan McCracken.....	3059

Heptathlon..... mark		year
1.	Zach Miller.....	5334 pts
2.	Aaron Crossley.....	5108
3.	Ross Smithy.....	4781
4.	Kevin Uhl.....	4211
5.	A.J. Roth.....	4132
6.	Alex Lohman.....	3744

* = converted time
+ = oversized track

JENNIES INDOOR TRACK & FIELD HONOR ROLL-37

60 Meter Dash (55 m + .53) . . . mark		year
1.	Elise Johnson	7.59 2007
2.	Shelly Holder-Johnson	7.65 1995
3.	Charise Smith	7.67 1983
4.	Chelsea Luck	7.69 2007
5.	Serena Brown	7.70 1989
6T.	Tonja Ashcraft	7.74 1989
6T.	Evelise Gomez	7.74 2007
8.	Rochelle Moss	7.77 1991
9.	Teresa Snyder	7.80 1987
10.	Melissa Marsalis	7.83 1986

60 Meter Hurdles (55 m + .57) mark		year
1.	Denise Sandbothe	8.61 2005
2.	Chelsea Luck	8.65 2007
3.	Teresa Snyder	8.74 1989
4.	Heather Jones	8.80 1992
5.	Belinda Hayden	8.91 1986
6.	Angela Horned	8.93 1984
7T.	Shelly Holder-Johnson	8.95 1995
7T.	Elaine Jarnagin	8.95 1999
7T.	Melissa Bolinger	8.95 2005
10.	Brittanie Roldan	8.97 2008

200 Meter Dash mark		year
1.	Shelly Holder-Johnson	25.07 1995
2.	Chelsea Luck	25.13 2007
3.	Amber Walker	25.70 2006
4.	Elise Johnson	25.79 2007
5.	Evelise Gomez	25.93 2008
6.	Treisha Thorpe	25.94 2000
7T.	Victoria Freeman	26.12 2003
7T.	Chandra Eads	26.12 2006
9.	Shantel Newbold	26.16 2005
10.	Jessi Kirkman	26.17 2004

300 Yard Dash mark		year
1.	Serena Brown	36.72 1988
2.	Charise Smith	* 36.74 1983
3.	Teresa Snyder	37.12 1989
4.	Tonja Ashcraft	37.57 1989
5.	Kathy Gephards	* 37.74 1979
6.	Theresa Kelleghan	* 37.74 1987
7.	Terrie Robinson	37.76 1987
8.	Jenny Wrigley	* 38.14 1979
9.	Vanessa Cunningham	38.22 1984
10.	Dedra Frazier	38.44 1983

400 Meter Dash mark		year
1.	Marilyn Carlson	55.54* 1976
2.	Shelly Holder-Johnson	56.00 1995
3.	Lori Pitz	56.74+ 2006
4.	Treisha Thorpe	58.28 2001
5.	Victoria Freeman	58.36 2003
6.	Charise Smith	58.54* 1983
7.	Catherine Rucker	58.56+ 2005
8.	Chelsea Luck	58.80 2007
9.	Serena Brown	58.84 1988
10.	Doris Hammond	58.89 1984

600 Yard Run mark		year
1.	Lori Pitz	1:24.42+ 2005
2.	Jackie Neville	1:24.89 1984
3.	Melissa Bolinger	1:25.82 2005
4.	Elaine Jarnagin	1:26.02 1999
5.	Millicent Foskin	1:27.10 1990
6.	Marisa Johnston	1:27.34+ 1998
7.	Cody Varner	1:27.58 2006
8.	Angela Elsberry	1:27.63 1992
9.	Leah Bateman	1:27.66 2008
10.	Melinda Branch	1:27.78 2004

800 Meter Run mark		year
1.	Marilyn Carlson	2:05.94* 1976
2.	Rachel Harvey	2:10.89 2002
3.	Melissa Short	2:13.19 2000
4.	Millicent Foskin	2:13.47 1990
5.	Candy Knabe	2:14.09+ 1992
6.	Elizabeth George	2:15.94* 1993
7.	Connie Frank	2:16.74* 1986
8.	Lori Pitz	2:17.13 2006
9.	Kim Menke	2:17.68+ 1996
10.	Susie Thomas	2:18.27 1996

1000 Yard Run mark		year
1.	Darla Moberly	2:40.01 1985
2.	Connie Frank	2:41.90 1986
3.	Lucille Carson	* 2:42.14 1987
4.	Denise Jackson	2:44.87 1988

5.	Nancy Blunt	2:46.24 1981
6.	Jo Flora	2:46.25 1990
7.	Dee Steffee	* 2:49.34 1983
8.	Sybil Cassidy	2:51.89 1991
9.	Jaleen Wormsley	2:52.01 1983
10.	Brandi Heaps	2:53.69 1991

1000 Meter Run mark		year
1.	Angela Elsberry	3:04.98 1993
2.	Kim Curp	3:05.95 1995
3.	Susie Thomas	3:06.18 1994
4.	Brandi Heaps	3:06.60 1993
5.	Sybil Cassidy	3:06.98 1993
6.	Sandy Thomas	3:07.19 1995
7.	Sheri Lentz	3:08.96 1995
8.	Sandy Davidson	3:09.79+ 2006
9.	MacKenna Muncy	3:11.57 2002
10.	Kirsten Hasemeier	3:12.96+ 2002

Mile Run mark		year
1.	Marilyn Carlson	4:52.24* 1976
2.	Connie Frank	4:55.24* 1988
3.	Kristin Anderson	4:56.26 2006
4.	Darla Moberly	4:56.98 1985
5.	Rachel Harvey	5:01.77 2001
6.	Sandy Thomas	5:01.86+ 1995
7.	Beth Cook	5:04.04+ 1998
8.	Angela Elsberry	5:04.83+ 1994
9.	Susie Thomas	5:07.37 1994
10.	Jane Rudkin	5:08.06 2002

3000 Meter Run mark		year
1.	Darla Moberly	9:31.44* 1985
2.	Jane Rudkin	10:04.81 2002
3.	Nancy Goodwine	10:10.84* 1983
4.	Kristin Anderson	10:13.00 2005
5.	Rachel Harvey	10:20.42+ 1999
6.	Gina Kennison	10:24.20 2008
7.	Connie Frank	10:26.74* 1988
8.	Carrie Reidel	10:28.91 2002
9.	Danielle Moul	10:29.11 2005
10.	Erica Foltz	10:31.09 2000

Two Mile Run mark		year
1.	Darla Curp	10:24.42 1984
2.	Connie Frank	10:44.74* 1988
3.	Nancy Goodwine	10:51.14* 1983
4.	Barb Thompson	11:31.04 1982
5.	Sandy Clutter	11:38.54* 1983
6.	Mary Adams	11:54.64* 1981
7.	Michelle Terhune	11:54.64* 1981
8.	Kellie Metcalf	11:57.14* 1986
9.	Terri Hunter	12:12.54* 1991
10.	Barb Hostmeyer	12:14.84* 1981

5000 Meter Run mark		year
1.	Kristin Anderson	16:28.86 2006
2.	Jane Rudkin	17:35.33 2002
3.	Sandy Thomas	17:36.00+ 1999
4.	Carrie Reidel	17:47.48 2002
5.	Gina Kennison	17:59.31+ 2006
6.	Nicole Hasemeier	18:04.54+ 2006
7.	Danielle Moul	18:10.00 2005
8.	Brandi Heaps	18:14.84 1994
9.	Sandy Davidson	18:20.16 2007
10.	Bethany Detrick	18:22.37 2002

1600 Relay (Mile Relay - 1.20) mark		year
1.	Catherine Rucker, Beth Eiken Melissa Bolinger, Lori Pitz	3:53.06 2005
2.	Jessi Kirkman, Melissa Bolinger Melinda Branch, Lori Pitz	3:54.58 2004
3.	Cody Varner, Beth Eiken Amber Walker, Lori Pitz	3:55.11 2006
4.	Teresa Snyder, Meshell Nelson Millicent Foskin, Serena Brown	3:55.94* 1989
5.	Treisha Thorpe, Rachel Harvey Melissa Short, Marisa Johnston	3:57.03 2000

3200 Relay (Two Mile Relay -2.40) mark		year
1.	Marisa Johnston, Erica Foltz, Colleen Cook, Melissa Short	9:26.72 2000
2.	Runners N/A	* 9:32.04 1982
3.	Jill Call, Marisa Johnston, Melinda Branch, Rachel Harvey	9:32.74 2001
4.	Susie Thomas, Sheri Lentz, Kim Menke, Sandy Thomas	9:34.02 1996
5.	Melissa Short, MacKenna Muncy, Lori Pitz, Rachel Harvey	9:34.81 2002

Distance Medley Relay mark		year
1.	Alison Kelley, Amber Walker Lori Pitz, Kristin Anderson	11:44.87 2006
2.	Gina Kennison, Melissa Bolinger Lori Pitz, Kristin Anderson	12:05.44 2005
3.	Melissa Short, Colleen Cook MacKenna Muncy, Rachel Harvey	12:19.21+ 2002

High Jump mark		year
1.	Jennifer Drum	5-11 1/4 2004
2T.	Eby Hardman	5-8 1992
2T.	Robin Miller	5-8 2005
4.	Haley Morrissey	5-7 1/4 2008
5T.	Amanda Brannan	5-7 1996
5T.	Angela Horned	5-7 1984
5T.	Kelli Newkirk	5-7 2001
5T.	Jodi Donovan	5-7 2004
9T.	Peggy Noyan	5-6 1984
9T.	Samantha Frisbie	5-6 2008

Long Jump mark		year
1.	Stacy Clark	19-0 3/4 1995
2.	Rochelle Moss	18-9 1991
3T.	Victoria Freeman	18-2 1/2 2003
3T.	Anne Carlson	18-2 1/2 2006
5.	Khalilah Childress	18-2 1997
6.	Lori Pitz	18-1 2006
7.	Brittanie Roldan	17-11 3/4 2007
8T.	Kenna Jenkins	17-11 2003
8T.	Cody Varner	17-11 2007
9T.	Kelly Donze	17-10 1/2 1996
9T.	Kathy Collier	17-10 1/2 1984

Triple Jump mark		year
1T.	Khalilah Childress	39-0 1/2 1997
1T.	Kenna Jenkins	39-0 1/2 2003
3.	Brittanie Roldan	39-0 1/4 2007
4.	Jenna Schmidt	38-7 2008
5.	Iva Vasileva	38-6 2003
6.	Anne Carlson	39-0 1/4 2006
7.	Nakisha Rollison	37-5 1/4 2003
8.	Victoria Freeman	37-5 2001
9.	Cody Varner	37-4 1/2 2007
10.	Roslyn Lewis	37-3 1988

Pole Vault mark		year
1.	Denise Sandbothe	12-10 2005
2.	Iva Vasileva	11-6 1/4 2002
3.	Cristie Stevenson	11-3 3/4 2001
4T.	Meagan O'Donnell	10-10 2006
4T.	Heather Wohllerber	10-10 2006
6.	Amy Kennison	10-8 2008
7.	Erin Carver	10-6 2006
8.	Cara Gerke	10-4 2008
9.	Jenny Beissenherz	10-2 1999
10T.	Elaine Jarnagin	9-8 1999
10T.	Jessi Kirkman	9-8 2003

Shot Put mark		year
1.	Mary Otto	45-1 1/2 1986
2.	Laurie Onstot	45-1 1986
3.	Jessica Donovan	44-9 1/4 2008
4.	Mary Hyder	44-8 1/2 1980
5.	Becky Haug	44-8 2006
6.	Dina Grubb	44-3 1/4 1989
7.	Onetha Jackson	43-9 1981
8.	Tiffanie Jones	43-2 1/4 2002
9.	Leah Lord	42-10 1/4 2007
10.	Neikki Shelton	42-9 1986

Weight Throw mark		year
1.	Kita McCain	51-4 1/2 2004
2.	Daleen Banks	50-9 1/2 2000
3.	Chelsi Rohr	49-10 1/2 2007
4.	Alana Richmond	48-8 2001
5.	Joey Orrison	47-3 1/2 1997
6.	Debbie Mann	47-1 3/4 1999
7.	Tiffanie Jones	46-2 2002
8.	Kayla Muyskens	45-11 3/4 2008
9.	Leah Lord	45-6 1/4 2006
10.	Erin Brechue	44-10 3/4 2006

Pentathlon mark		year
1.	Lori Pitz	3692 pts 2006
2.	Cody Varner	3424 2007
3.	Elaine Jarnagin	3411 1999
4.	Denise Sandbothe	3163 2004
5.	Anne Carlson	3160 2007
6.	Jessi Kirkman	3048 2004
7.	Haley Morrissey	3031 2006
8.	Leah Bateman	3007 2008
9.	Jenna Schmidt	2940 2008
10.	Shelly Holder	2916 1994

* = converted time
+ = oversized track

38 - MULES OUTDOOR TRACK & FIELD HONOR ROLL

100 Meter Dash mark	year
1. Bruce Williams..... 10.36	2006
2. Diamond Berry..... 10.43	2008
3. Jeremy Knox..... 10.53	1998
4. Eric Moore..... 10.54	2007
5. Greg Schmidt..... 10.55	2000
6. Michael Payne..... 10.59	1991
7. Jason Shaw..... 10.67	2002
8. Chris Leverette..... 10.70	2008
9T. Michael Dotts..... 10.71	1989
9T. Kevin O'sadnick..... 10.71	2004

200 Meter Dash mark	year
1. Bruce Williams..... 20.93	2006
2. Jeremy Knox..... 20.95	1998
3. Imani Butler..... 21.02	2006
4. Arnold Hammond..... 21.08	1983
5. Edwin Harris..... 21.10	2001
6. Diamond Berry..... 21.13	2008
7. Petko Yankov..... 21.23	2004
8. Greg Schmidt..... 21.28	2001
9. Kevin O'sadnick..... 21.32	2004
10. Kai Roper..... 21.38	2007

400 Meter Dash mark	year
1. Edwin Harris..... 46.79	2000
2. Arnold Hammond..... 46.94	1983
3. Ira Baldwin..... 47.18	1991
4. Kai Roper..... 47.44	2008
5. Petko Yankov..... 47.74	2004
6. Duane Brisbon..... 47.77	2002
7. Kirk Tyner..... 47.80	2004
8. Willie Tague..... 47.89	1988
9. Ken White..... 47.91	1990
10T. Lamont Truitt..... 48.02	2001
10T. Ryan Irvin..... 48.02	2005

800 Meter Run mark	year
1. Leif Kennedy..... 1:49.80	2002
2. Kyle Brown..... 1:50.57	2007
3. Craig Heeney..... 1:51.28	1987
4. Kevin Clark..... 1:51.30	1985
5. Jerry Coleman..... 1:51.94*	1973
6. Alexandr Alexin..... 1:52.63	1998
7. Presley Cherubin..... 1:52.70	2004
8. Mike Fairbanks..... 1:52.94	1985
9. Bryce Forsha..... 1:53.14*	2000
10. Paul Bennett..... 1:53.55	2000

1500 Meter Run mark	year
1. Alexandr Alexin..... 3:45.67	1997
2. Bryce Forsha..... 3:47.74	2000
3. Paul Bennett..... 3:49.49	2000
4. Mike Knutson..... 3:49.71	2002
5. Leif Kennedy..... 3:51.12	2003
6. Ed Lundsford..... 3:52.77	1982
7. Mark Leicht..... 3:53.04*	1977
8. Mike Fairbanks..... 3:54.29	1985
9. Dave Plains..... 3:54.34	1990
10. Jonah Melly..... 3:54.94*	1993

3000 Meter Steeplechase mark	year
1. Vladimir Golias..... 8:43.04	2000
2. Charlie Gray..... 8:56.44*	1975
3. Kyle Ellis..... 8:57.80	1978
4. Elias Tanui..... 9:00.05	1996
5. Gary Thompson..... 9:05.20	1982
6. Jonah Melly..... 9:05.40	1994
7. Ed Crumm..... 9:07.54*	1977
8. Paul Orscheln..... 9:09.91	1994
9. Ron Clark..... 9:11.50	1982
10. Gary Denny..... 9:12.94	1978

5000 Meter Run mark	year
1. Mark Curp..... 14:02.21	1981
2. Rick Clear..... 14:21.24*	1977
3. Jarod Wall..... 14:21.60	2006
4. Vladimir Golias..... 14:24.28	2000
5. Mike Knutson..... 14:28.90	2003
6. Adam Akers..... 14:31.03	2007
7. Ron Tabb..... 14:37.24*	1976
8. Ed Lundsford..... 14:38.00	1985
9. Alexandr Alexin..... 14:40.29	1996
10. John Mulligan..... 14:41.94	1979

10,000 Meter Run mark	year
1. Mark Curp..... 29:14.62	1980
2. Jarod Wall..... 29:53.67	2006
3. Rick Clear..... 30:12.04*	1977
4. John Mulligan..... 30:22.03	1979
5. Philip Saina..... 30:27.34*	1998
6. Steve Brummit..... 30:32.50	1979
7. Ron Tabb..... 30:42.24*	1976

8. Justin Adams..... 30:45.20	1995
9. Todd Beran..... 30:50.92	1995
10. Jay Hill..... 31:03.40	2003

110 Meter Hurdles mark	year
1. Bruce Derks..... 14.04	1979
2. Stephen Chambers..... 14.19	2003
3. Jeff Sander..... 14.25	1999
4. Jason Ramsey..... 14.29	1997
5. Arvis Greene..... 14.39	1989
6. Danny Holland..... 14.40	1988
7. Darwin Featherston..... 14.44*	1984
8. Matt Prescott..... 14.46	2005
9. Dustin Boswell..... 14.47	2003
10. David Baxter..... 14.51	2001

400 Meter Hurdles mark	year
1. Tony McCullough..... 50.36	1993
2. Jason Ramsey..... 51.29	1997
3. Jerry Miller..... 52.84*	1975
4. David Baxter..... 52.84*	2001
5. Arvis Greene..... 52.97	1989
6. Jacob Palmer..... 53.35	2004
7. Stephen Chambers..... 53.54	2003
8. Casey Canada..... 53.73	2006
9. Anthony Cooper..... 53.83	2008
10. Gary Brown..... 53.84*	1971

400 Meter Relay mark	year
1. Dannon Abney, Diamond Berry Eric Moore, Chris Leverette..... 40.29	2008
2T. Dannon Abney, Bruce Williams Eric Moore, Kai Roper..... 40.62	2007
2T. Jason Shaw, Petko Yankov Kevin O'sadnick, Kirk Tyner..... 40.62	2004
4. Jeremy Knox, Greg Schmidt Edwin Harris, Kevin O'sadnick..... 40.72	2001
5. Antoine Williams, James Robinson Duane Brisbon, Greg Schmidt..... 40.86	1999

800 Meter Relay mark	year
1. Seth Mason, Ryan Irvin, Kai Roper, Bruce Williams..... 1:24.82	2007
2. Lamont Truitt, Greg Schmidt, Duane Brisbon, Edwin Harris..... 1:24.90	2000

1600 Meter Relay mark	year
1. Dannon Abney, Ryan Irvin, Bruce Williams, Kai Roper..... 3:06.42	2007
2. David Baxter, Leif Kennedy Jeremy Knox, Edwin Harris..... 3:10.93	2001
3. Jeremy Knox, Tim Stockdale Tommy Tavegia, Jason Ramsey..... 3:11.03	1997
4. Kevin O'sadnick, Presley Cherubin Kirk Tyner, Petko Yankov..... 3:11.88	2004
5. Dannon Abney, Ryan Irvin Kyle Brown, Bruce Williams..... 3:12.14	2006

Sprint Medley Relay (2-2-4-8) mark	year
1. Tim Stockdale, Jeremy Knox, Edwin Harris, Alexandr Alexin..... 3:19.02	1998

3200 Meter Relay mark	year
1. Bryce Forsha, Mike Knutson, Paul Bennett, Leif Kennedy..... 7:32.52	2001

Distance Medley Relay (12-4-8-16) mark	year
1. Bryce Forsha, Edwin Harris, Paul Bennett, NA..... 9:52.48	2000

6400 Meter Relay mark	year
1. Scott Stetzler, Mike Fairbanks, Rick Schmid, Tony Lehr..... * 17:39.44	1984

High Jump mark	year
1. Ivan Varbanov..... 7-2 1/2	2004
2. Andy Gilmore..... 7-1 3/4	2003
3. Jeff Sander..... 7-0 1/2	1999
4. Mark Blahnik..... 7-0	1987
5. Neil Brownfield..... 6-11	1977
6. Mark Webster..... 6-10 1/2	1991
7. Kevin Jones..... 6-9	1978
8T. J.D. Snead..... 6-8 1/4	1992
8T. Tim Bischel..... 6-8 1/4	1989
10T. Jason Ramsey..... 6-8	1997
10T. Boyd Harrison..... 6-8	1982
10T. Jason Wilcox..... 6-8	2004

Long Jump mark	year
1. Danny Holland..... 25-8 1/2	1987
2. Greg Schmidt..... 25-0 3/4	1999
3. Jimmy Rocquemore..... 24-10 1/2	1987
4. Duane Brisbon..... 24-9	2002
5. Marques Wooten..... 24-7	2004
6. Darrell Sears..... 24-5 3/4	1993
7. James Gillespie..... 24-3 1/2	1999
8. Byron Russell..... 24-1 3/4	1967

9. Jeff Sander..... 24-1 1/2	1999
10. Mark Pittman..... 23-11 1/2	1967

Triple Jump mark	year
1. Duane Brisbon..... 52-11	2002
2. Ivan Varbanov..... 52-8 1/4	2002
3. James Robinson..... 51-11 3/4	1999
4. Darrell Sears..... 51-2 1/4	1994
5. Tyrone McNichols..... 50-3 1/2	1986
6. Danny Holland..... 49-1 1/4	1984
7. Stephen Chambers..... 48-10 1/4	2003
8. Dave Ogilvie..... 48-8 1/2	1977
9. Willie Cook..... 48-6 1/4	1988
10. Andrei Skvortsov..... 48-4 3/4	1997

Pole Vault mark	year
1. Andrei Skvortsov..... 18-0 1/2	1997
2. Roman Botcharnikov..... 17-0 3/4	1996
3. Brad Feldkamp..... 16-8	1990
4. Chris Thoma..... 16-5 1/2	1996
5. Jeff Chanay..... 16-5 1/2	1996
6. Josh Roberts..... 16-5 1/4	2000
7. Chad Harting..... 16-5	1992
8. Mike Housh..... 16-2 1/2	1991
9. Tarius McClure..... 16-1 3/4	1988
10. Derek Kliethermes..... 16-0 3/4	2001

Shot Put mark	year
1. Brad Mears..... 60-7 1/4	1994
2. Jeff Kremer..... 57-4 1/4	1998
3. Derrick Mears..... 56-10 1/2	1987
4. Aaron Thurman..... 56-2	1987
5. Kerry Tarr..... 56-0	1985
6. Jaban Moore..... 55-7	2007
7. Steven Edwards..... 55-2 1/4	2005
8. Wes Martin..... 54-10 1/2	1984
9. Drew Frizzell..... 54-8	2008
10. Brian Phillips..... 54-0	1985

Discus mark	year
1. Jeff Kremer..... 197-6	1998
2. Steven Edwards..... 181-10	2006
3. Eddie Velarde..... 175-0	1992
4. Kerry Tarr..... 173-6	1983
5. Brad Mears..... 172-4	1994
6. Drew Frizzell..... 170-3	2008
7. Aaron Thurman..... 169-0	1996
8. Barry Bohlmann..... 167-9	1984
9. Tom Woodward..... 167-0	1998
10. J.W. Page..... 166-3	1971

Javelin Throw mark	year
1. Dan Tarpey..... 192-3	1988
2. A.J. Roth..... 190-9	2007
3. Sam Corrigan..... 181-4	1993
4. Alfie Bethel..... 180-10	1999
5. Ryan McCracken..... 179-7	2003
6. Joe Hettinger..... 177-11	1997
7. Troy Blunt..... 175-7	1989
8. Zach Miller..... 173-10	2001
9. Tim Bischel..... 172-10	1989
10. Jeff Sander..... 172-8	1997

Hammer Throw mark	year
1. Dan Raithe..... 219-8	2008
2. Jeff Kremer..... 213-9	1997
3. Drew Frizzell..... 194-0	2008
4. Steven Edwards..... 191-9	2006
5. Jaban Moore..... 188-0	2008
6. Aaron Thurman..... 186-10	1996
7. Spencer McKnight..... 185-6	1996
8. Tom Woodward..... 180-8	2002
9. Casey Sims..... 180-7 1/2	2004
10. Derrick Mears..... 173-9	1989

Decathlon mark	year
1. Jeff Sander..... 7636 pts.	1999
2. Jason Ramsey..... 7259	1997
3. Aaron Crossley..... 7212	2002
4. Dustin Boswell..... 6948	2002
5. Zack Miller..... 6860	2001
6. A.J. Roth..... 6820	2008
7. Tim Bischel..... 6806	1988
8. Troy Harding..... 6746	1992
9. Jim Radar..... 6706	1983
10. Mike Housh..... 6540	1991

* - converted time

JENNIES OUTDOOR TRACK & FIELD HONOR ROLL - 39

100 Meter Dash	mark	year
1. Elise Johnson	11.84	2007
2. Rochelle Moss	12.04*	1993
3. Evelise Gomez	12.11	2008
4. Serena Brown	12.14*	1988
5. Shelly Holder	12.15	1994
6. Charise Smith	12.30	1982
7. Tiffany Hunter	12.31	1999
8T. Chelsea Luck	12.32	2008
8T. Amber Walker	12.32	2006
10. Beth Eiken	12.38	2005

200 Meter Dash	mark	year
1. Amber Walker	24.52	2006
2. Chelsea Luck	24.74	2007
3. Shantel Newbold	24.81	2005
4. Elise Johnson	24.82	2007
5. Shelly Holder	25.01	1993
6. Serena Brown	25.11	1988
7. Lori Pitz	25.24	2005
8T. Treisha Thorpe	25.29	2001
8T. Beth Eiken	5.29	2006
8T. Jessi Kirkman	25.29	2004

400 Meter Dash	mark	year
1. Shantel Newbold	56.20	2005
2. Doris Hammond	56.39	1984
3. Catherine Rucker	56.80	2004
4. Shelly Holder	56.88	1994
5. Millicent Foskin	56.92	1990
6. Marilyn Carlson	56.94	1978
7. Meshel Nelson	57.21	1991
8. Victoria Freeman	57.22	2003
9. Jackie Neville	57.30	1984
10. Treisha Thorpe	57.50	2001

800 Meter Run	mark	year
1. Marilyn Carlson	2:06.64	1976
2. Millicent Foskin	2:09.90	1990
3. Melissa Short	2:10.35	2002
4. Rachel Harvey	2:10.83	2001
5. Lucille Carson	2:14.08	1987
6. Erica Foltz	2:14.38	2003
7. Elizabeth George	2:14.72	1993
8. Karen Sanders	2:14.84	1982
9. Beth Cook	2:14.91	1997
10. Candy Knabe	2:15.06	1990

1500 Meter Run	mark	year
1. Connie Frank	4:30.00	1986
2. Darla Moberly	4:33.04	1986
3. Kristin Anderson	4:36.54	2004
4. Rachel Harvey	4:39.20	2000
5. Lucille Carson	4:39.24	1987
6. MacKenna Muncy	4:41.05	2002
7. Erica Foltz	4:41.82	2003
8. Susie Thomas	4:42.82	1995
9. Angela Elsberry	4:42.84	1995
10. Sandy Thomas	4:43.13	1995

3000 Meter Run	mark	year
1. Darla Moberly	9:20.85	1986
2. Connie Frank	9:47.70	1988
3. Erica Foltz	9:52.69	2003
4. Kristin Anderson	9:57.58	2005
5. Rachel Harvey	10:02.61	2000
6. Carrie Reidel	10:11.66	2002
7. Gina Kennison	10:15.35	2008
8. Sandy Thomas	10:21.27	1995
9. Jane Rudkin	10:26.24	2002
10. Susie Thomas	10:28.74*	1995

5000 Meter Run	mark	year
1. Darla Moberly	16:29.23	1986
2. Kristin Anderson	17:14.04	2005
3. Nancy Goodwine	17:26.13	1983
4. Carrie Reidel	17:30.55	2002
5. Connie Frank	17:49.24*	1988
6. Barb Hostmeyer	17:53.54*	1980
7. Barb Thompson	17:55.44*	1981
8. Sandy Thomas	17:56.55	1996
9. Amber Neal	17:58.10	2000
10. Gina Kennison	17:58.80	2006

10,000 Meter Run	mark	year
1. Darla Moberly	34:37.54*	1986
2. Nancy Goodwine	35:39.64*	1983
3. Carrie Reidel	36:48.12	2002
4. Sandy Thomas	37:02.00	1996
5. Barb Thompson	37:24.24*	1982
6. Kristin Anderson	37:52.58	2005
7. Danielle Moul	37:54.18	2005
8. Robyn Windsor	38:09.14*	1992
9. Nicole Hasemeier	38:12.60	2006
10. Jane Rudkin	38:24.72	2002

100 Meter Hurdles	mark	year
1. Chelsea Luck	14.06	2007
2. Denise Sandbothe	14.10	2004
3. Melissa Bolinger	14.23	2005
4. Belinda Hayden	14.25	1986
5. Kim Riebold	14.52	2002
6. Brittanie Roldan	14.57	2008
7. Heather Jones	14.59	1991
8. Teresa Snyder	14.64	1988
9. Anne Carlson	14.72	2007
10. Elaine Jarnagin	14.73	1999

400 Meter Hurdles	mark	year
1. Shelly Holder	59.93	1994
2. Marilyn Carlson	1:00.74*	1977
3. Lori Pitz	1:01.35	2005
4. Melissa Bolinger	1:01.58	2004
5. Teresa Snyder	1:01.83	1989
6. Stephanie Thompson	1:01.84*	1981
7. Kathy Gephards	1:02.44*	1979
8. Kim Riebold	1:03.12	2002
9. Cody Varner	1:04.45	2006
10. Denise Sandbothe	1:04.50	2004

3000 Meter Steeplechase	mark	year
1. Kristin Anderson	10:32.92	2005
2. Jane Rudkin	11:05.58	2002
3. Sandy Davidson	11:18.44	2008
4. Kirsten Hasemeier	11:23.98	2003
5. Nicole Hasemeier	11:26.63	2006
6. Amber Neal	11:34.99	2001
7. Sandy Davidson	11:36.12	2007
8. Alison Kelley	11:49.23	2006
9. Amy Stetler	11:58.29	2004
10. Jillian Doddema	12:15.80	2007

400 Meter Relay	mark	year
1. Chelsea Luck, Beth Eiken Elise Johnson, Evelise Gomez	47.26	2007
2. Catherine Rucker, Beth Eiken Elise Johnson, Shantel Newbold	47.28	2005
3. Chelsea Luck, Amber Walker Elise Johnson, Beth Eiken	47.42	2006
4. Chelsea Luck, Amber Walker Elise Johnson, Beth Eiken	47.61	2004
5. Catherine Rucker, Beth Eiken Denise Sandbothe, Jessi Kirkman	47.61	2004

800 Meter Relay	mark	year
1. Beth Eiken, Lori Pitz Elise Johnson, Amber Walker	1:39.88	2006

1600 Meter Relay	mark	year
1. Shantel Newbold, Beth Eiken Melissa Bolinger, Lori Pitz	3:45.56	2005
2. Treisha Dulgarian, Melissa Bolinger Melinda Branch, Victoria Freeman	3:47.31	2003
3. Catherine Rucker, Beth Eiken Melissa Bolinger, Melinda Branch	3:48.61	2004
4. Shantel Newbold, Lori Pitz Beth Eiken, Amber Walker	3:49.08	2006
5. Misti Woodruff, Candy Knabe Angela Elsberry, Millicent Foskin	3:49.41	1992

Sprint Medley Relay (2-2-4-8)	mark	year
1. Treisha Dulgarian, Shannon Henson Victoria Freeman, Erica Foltz	4:00.76	2003

3200 Meter Relay	mark	year
1. Melissa Short, Marisa Johnston, Erica Foltz, Rachel Harvey	9:05.05	2000

Distance Medley Relay	mark	year
1. Rachel Harvey, Colleen Cook, Melissa Short, Jane Rudkin	12:05.95	2002

6400 Meter Relay	mark	year
1. Jane Rudkin, Melissa Short, Erica Foltz, Rachel Harvey	20:41.29	2002

High Jump	mark	year
1. Jennifer Drum	5-9 1/4	2004
2. Angela Horned	5-9	1983
3. Robin Miller	5-7 3/4	2005
4T. Haley Morrissey	5-7 1/4	2006
4T. Jodi Donovan	5-7 1/4	2006
4T. Lori Pitz	5-7 1/4	2006
7. Samantha Frisbie	5-7	2008
8. Peggy Pierson	5-6 1/2	1984
9T. Eby Hardman	5-6	1990
9T. Mona Evans	5-6	1982
9T. Kelli Newkirk	5-6	2001
9T. Jenna Schmidt	5-6	2008

Long Jump	mark	year
1. Stacy Clark	19-0 3/4	1995

2. Lori Pitz	18-11	2002
3. Rochelle Moss	18-8	1991
4. Brittanie Roldan	18-6 1/2	2007
5. Khalilah Childress	18-5 1/2	1997
6. Victoria Freeman	18-3 1/4	2003
7. Kelly Donze	18-3	1996
8. Anne Carlson	18-2 1/2	2007
9. Belinda Hayden	18-2	1986
10T. Elaine Jarnagin	18-1 3/4	1998
10T. Cody Varner	18-1 3/4	2007

Triple Jump	mark	year
1. Brittanie Roldan	39-9 3/4	2008
2. Khalilah Childress	39-8 1/2	1998
3. Iva Vasileva	39-3 1/4	2002
4. Kathy Collier	38-9	1984
5. Kenna Jenkins	38-7 3/4	2003
6. Jenna Schmidt	38-0 1/4	2008
7. Nakisha Rollison	37-10	2003
8. Anne Carlson	37-7 3/4	2006
9. Jamie Alexander	37-6 1/2	1995
10. Cody Varner	37-5 3/4	2006

Pole Vault	mark	year
1. Denise Sandbothe	12-2	2005
2. Cristie Stevenson	11-7	2001
3. Amy Kennison	11-0 1/4	2007
4. Meagan O'Donnell	10-11 3/4	2006
5. Iva Vasileva	10-8 1/4	2002
6T. Heather Wohlleber	10-8	2006
6T. Jenny Beissenherz	10-8	1999
8. Cara Gerke	10-6	2007
9. Erin Carver	10-3 1/4	2004
10. Jessi Kirkman	9-8 1/2	2002

Hammer Throw	mark	year
1. Debbie Mann	162-11	1999
2. Kita McCain	162-6	2004
3. Erin Brechue	160-11	2005
4. Leah Lord	160-0	2007
5. Nicole Cassmeyer	158-8	2002
6. Daleen Banks	150-0	1999
7. Alana Richmond	146-5	2001
8. Jessica Donovan	139-0	2008
8. Joey Orrison	138-6	1997
10. Kayla Muyskens	138-4	2008

Shot Put	mark	year
1. Mary Otto	45-6 1/2	1988
2. Jessica Donovan	43-10 1/2	2008
3. Laurie Onstot	43-7	1985
4. Becky Haug	43-6 1/2	2006
5. Onetha Jackson	43-6 1/4	1981
6. Mary Hyder	42-7 1/4	1980
7T. Nicole Cassmeyer	42-0 3/4	1999
7T. Amy Lund	42-0 3/4	1993
7T. Dani Anderson	42-0 3/4	1993
10. Angel Benner	41-10 3/4	1995

Discus	mark	year
1. Becky Haug	159-1	2005
2. Debbie Mann	149-8	1998
3. Dina Grubb	148-8	1987
4. Kayla Muyskens	148-6	2008
5. Angel Benner	147-9	1995
6. Pam Lueckenotto	147-2	1987
7. Mary Hyder	145-3	1980
8. Laurie Onstot	144-8	1985
9. Leah Lord	142-9	2007
10. Mary Otto	138-8	1986


Javelin	mark	year
1. Neikki Shelton	132-2	1984
2. Anne Carlson	130-8	2006
3. Haley Morrissey	128-2	2007
4. Lori Pitz	127-7	2006
5. Jean Hills	126-3	1984
6. Lea Stickle	125-3	1979
7. Karen Frogge	121-2	1977
8. Jenny Nail	120-8	1994
9. Mary Hyder	119-4	1980
10. Denise Sandbothe	118-11	2003

Heptathlon	mark	year
1. Lori Pitz	5230pts	2006
2. Anne Carlson	4880	2007
3. Cody Varner	4863	2007
4. Denise Sandbothe	4700	2005
5. Elaine Jarnagin	4639	1999
6. Heather Jones	4590	1992
7. Jessi Kirkman	4541	2004
8. Jenna Schmidt	4510	2008
9. Shelly Holder	4330	1993
10. Teresa Snyder	4198	1989

* - converted time

40 - UCM CROSS COUNTRY / TRACK & FIELD NATIONAL CHAMPIONS

Central Missouri has won 21 individual national championships in track and field / cross country. Two standout distance runners from Russia, **Vladimir Golias** and **Alexandr Alexin**, each won four. Golias won the NCAA Division II 3,000-meter steeplechase four straight years. He became only the second athlete in Division II history to win an event four straight years. He earned a total of seven all-America awards in track and cross country while at UCM. In a career cut short by an injury, Alexin won three national titles in track and the only national title in cross country that UCM has won. He won the indoor mile and outdoor 1,500-meters in 1996 and repeated as indoor mile



**Vladimir Golias - four-time
NCAA Division II
Steeplechase Champion
(1998, 1999, 2000, 2001)**

champion in 1997. His cross country title came in 1996. Like Golias, he earned a total of seven all-America awards in his career.

Another Russian performer, pole vaulter **Andrei Skvortsov**, won three national championships, one indoors and two outdoors, in his UCM career (1997-2000). He also earned a total of seven all-America awards.

The Mules and Jennies have each had a national champion

umper the past two years.

In 2003, **Ivan Varbanov** won both the high jump and triple jump at the NCAA Division II Indoor Track & Field Championships.

And in 2004, **Jennifer Drum-Greer** became only the second Jennies performer to claim a national title before winning another in 2006, as she won the indoor high jump competition in Boston.

She was followed in 2005 by **Denise Sandbothe**, who won the 60 meter hurdles indoors, and **Kristin Anderson**, who took the 3,000 meter steeplechase outdoors and the 5000 meter run indoors in 2006.


In terms of All-America honors, two-time national decathlon champion **Jeff Sander** is UCM's most decorated track and field athlete. He won a total of 10 all-America awards during his UCM career. His NCAA - II national titles in the decathlon came in 1998 and 1999. **Jeff**



**Alexandr Alexin
1996 NCAA Division II
Cross Country Champion**

Kremer, who won a national title in the discus in 1998, also earned a total of seven all-America awards.

For the Jennies, **Darla Moberly** is the most decorated female track / cross country athlete in UCM history. During her four-year career (1982-86), she earned a total of eight all-America honors in cross country and track, including the first national title in Jennies' history, when she won the outdoor 3,000-meters in 1986.



**Kristin Anderson
2005 NCAA Division II Outdoor 3000 Meter Steeplechase and
2006 NCAA Division II Indoor 5000 meter Champion**

Mark Curp (Darla Moberly's older brother) and **Darrell Sears** did not win any national championships during their UCM careers, but each won nine All-America awards. Curp earned his honors, including two in Division I, in cross country and track (1977-81) and was an inaugural UCM Hall of Fame inductee. Sears earned his in the long jump and triple jump (1993-96) and was inducted into the Hall of Fame this year, along with **Keith Browne**, who was UCM's first national champion, winning the javelin in 1966.



**Darla Moberly - 1986 NCAA D-II
3,000-Meter Champion**


UCM Track & Field / Cross Country National Champions

- | | |
|--|--|
| 1966 Keith Browne, Javelin, 222-5.5 | 1999 Vladimir Golias, Steeplechase, 8:51.10
Jeff Sander, Decathlon, 7430 pts. |
| 1975 Charles Gray, Steeplechase, 9:01.8 | 2000 Vladimir Golias, Steeplechase, 8:43.04
Andrei Skvortsov, Pole Vault, 17-4.50 |
| 1977 Rick Clear, 10,000 Meter Run, 30:17.4 | 2001 Vladimir Golias, Steeplechase, 8:44.02 |
| 1986 Darla Moberly, 3,000 Meter Run, 9:20.85 | 2003 Ivan Varbanov, High Jump, 7-00.25*,
Triple Jump, 51-01.75* |
| 1987 Mark Blahnik, High Jump, 6-10.25* | 2004 Jennifer Drum, High Jump, 5-10.50 * |
| 1994 Brad Mears, Shot Put, 57-8.5* | 2005 Denise Sandbothe, 60-Meter Hurdles, 8.61 *
Kristin Anderson, 3,000 meter steeplechase,
10:32.92 |
| 1996 Alexandr Alexin, Mile, 4:05.16*
1,500 Meter Run, 3:46.36
Cross Country, 31:23.6 | 2006 Kristin Anderson, 5000 meter run, 16:28.86 *
Jennifer Drum-Greer, High Jump, 5-08.75 *
Steven Edwards, Discus, 181-10 |
| 1997 Alexandr Alexin, Mile Run, 4:05.49*
Andrei Skvortsov, Pole Vault, 17-8.5 | 2008 Dan Raithel, Hammer Throw, 219-08 |
| 1998 Jeff Kremer, Discus, 189-7
Jeff Sander, Decathlon, 7,429 pts.
Vladimir Golias, Steeplechase, 8:46.52
Andrei Skvortsov, Pole Vault, 17-8.5* | |

* Indoors.

42 - UCM CROSS COUNTRY / TRACK & FIELD ALL-AMERICANS

- 1952 John Titus, Pole Vault
- 1962 Mark Pitman, Long Jump
- 1966 Keith Browne, Javelin
- 1974 Mark Hewett, Pole Vault
Bernie Raouls, Javelin
Marilyn Carlson, 100-Meter Hurdles, 800-Meters
Ron Tabb, Cross Country
- 1975 Ed Crumm, Steeplechase
Charles Gray, Steeplechase
Marilyn Carlson, 800-Meters
Ron Tabb, 3-mile
Rick Clear, 3-mile
- 1976 Charles Gray, Steeplechase
Andy Yinger, Discus
Marilyn Carlson, 800-Meters
Jim Brocksmit, Mile
Rick Clear, 5000-Meters
Neal Brownfield, High Jump
Ron Tabb, 10,000-Meters, Cross Country
- 1977 Marilyn Carlson, 400-Meter Hurdles
Rick Clear, 10,000-Meters
Kyle Ellis, Steeplechase
- 1978 Kyle Ellis, Steeplechase
Mark Curp, Cross Country
- 1979 Bruce Derks, 110-Meter Hurdles
Mark Curp, Cross Country, 5000-Meters
- 1980 Mark Curp, Cross Country, 5000-M, 10,000-M
- 1981 Mark Curp, 5000-Meters, 10,000-Meters
Nancy Goodwine, Cross Country
- 1982 Nancy Goodwine, Cross Country
Tony Lehr, Cross Country
- 1983 Nancy Goodwine, 10,000-Meters
Darla Moberly, Cross Country, 3000-Meters
Cindy Sitz, Cross Country
- 1984 Darla Moberly, Cross Country
- 1985 Darla Moberly, 3000-M*, 3000-M, 5000-M
Danny Holland, Long Jump
Derrick Mears, Weight
Laurie Onstat, Shot Put
Kerry Tarr, Shot Put



**Jeff Sander - 10-time All-American
1998 & 1999 NCAA Division II
Decathlon Champion**

- 1986 Darla Moberly, 3000-Meters, 5000-Meters
- 1987 Danny Holland, Long Jump
Derrick Mears, Shot Put
Mark Blahnik, High Jump*
- 1988 Tarius McClure, Pole Vault*
Millicent Foskin, 800-Meters*
Connie Frank, 1500-M*, 1500-M, 3000-M
- 1989 Derrick Mears, Hammer
Tarius McClure, Pole Vault*
Teresa Snyder, 55-Meter Hurdles*, 400-Meter Hurdles
- 1990 Millicent Foskin, 800-Meters*, 800-Meters
Brad Feldkamp, Pole Vault*, Pole Vault
Heather Jones, 55-Meter Hurdles*
- 1991 Heather Jones, 55-Meter Hurdles*
Brad Mears, Shot Put, Shot Put *
- 1992 Brad Mears, Shot Put, Shot Put *
Eby Hardman, High Jump*
Troy Harding, Decathlon
Chad Harting, Pole Vault*, Pole Vault
- 1993 Jonah Melly, Cross Country, Steeplechase
Darrell Sears, Triple Jump*, Long Jump
Tony McCullough, 400-Meter Hurdles
- 1994 Brad Mears, Shot Put*, Shot Put, Discus
Jonah Melly, Cross Country, Steeplechase
Darrell Sears, Long Jump*, Triple Jump*, Triple Jump
Paul Orscheln, Steeplechase
Shelly Holder, 400-Meter Hurdles
- 1995 Jonah Melly, Cross Country, 1500-Meters
Todd Beran, 5000-M*, 5000-M, 10,000-M
Justin Adams, 5000-Meters, 10,000-Meters
Paul Orscheln, Steeplechase
Nate Stroot, Steeplechase
Shelly Holder, 400-Meters*



**Ivan Varbanov
2003 NCAA Division II
Indoor High Jump & Triple Jump Champion**

UCM CROSS COUNTRY / TRACK & FIELD ALL-AMERICANS - 43

	Angel Benner, Discus Chris Thoma, Pole Vault Darrell Sears, Long Jump*, Triple Jump*		Todd Devoe, Kirk Tyner)* Rachel Harvey, 800-Meters*
1996	Darrell Sears, Long Jump*, Triple Jump* Aaron Thurman, Weight Throw*, Shot Put*, Shot Put Roman Botcharnikov, Pole Vault*, Pole Vault James Robinson, Triple Jump* Alexandr Alexin, Mile*, 1500-Meters Jeff Sander, High Jump*, Decathlon Eliasa Tanui, Steeplechase Stacy Clark, Long Jump* Amanda Brannan, High Jump* Khalilah Childress, Triple Jump*	2003	Ivan Varbanov, Triple Jump*, High Jump*, Triple Jump, High Jump Stephen Chambers, Triple Jump*, 110-Meter Hurdles Leif Kennedy, 800-meters*, 800-meters Andy Gilmore, High Jump Kristin Anderson, 3000-Meter steeplechase 1600-Meter Relay (Treisha Dulgarian, Melinda Branch, Melissa Bolinger, Victoria Freeman) Erica Foltz, 3000-Meters
1997	Alexandr Alexin, Mile*, 1500-Meters, Cross Country Vladimir Golias, Cross Country Philip Saina, Cross Country Andrei Skvortsov, Pole Vault*, Pole Vault Jeff Sander, High Jump*, Decathlon Jeff Kremer, Discus, Shot Put James Robinson, Triple Jump Jeremy Knox, 1600-Meter relay Jason Ramsey, 1600-Meter relay Tommy Tavegia, 1600-Meter relay Tim Stockdale, 1600-Meter relay	2004	Ivan Varbanov, High Jump*, Triple Jump*, High Jump, Triple Jump Marques Wooten, Long Jump*, Long Jump 1600-Meter Relay (Ryan Irvin, Presley Cherubin, Kevin O'Sadnick, Kirk Tyner)* Stephen Chambers, 110-meter Hurdles 400-Meter Relay (Jason Shaw, Petko Yankov, Kevin O'Sadnick, Kirk Tyner) Jennifer Drum, High Jump * Denise Sandbothe, 60-Meter Hurdles*, 100-M Hurdles Kristin Anderson, 3000-Meter Steeplechase Becky Haug, Discus
1998	Andrei Skvortsov, Pole Vault*, Pole Vault Alexandr Alexin, Mile*, 1500 Meters Jeff Sander, Pole Vault*, Decathlon Jeff Kremer, Weight Throw*, Shot Put*, Shot Put, Discus, Hammer James Robinson, Triple Jump* Khalilah Childress, Triple Jump* Vladimir Golias, Steeplechase Philip Saina, 10,000-Meters Elaine Jarnagin, Heptathlon	2005	Denise Sandbothe, 60-Meter Hurdles *, Pole Vault *, Pole Vault Jennifer Drum, High Jump *, High Jump Kristin Anderson, 5,000-Meter Run * Stephen Edwards, Weight Throw *, Hammer Throw Robin Miller, High Jump Becky Haug, Discus Lori Pitz, Heptathlon Dan Raithe, Hammer Throw
1999	Vladimir Golias, Steeplechase Jeremy Knox, 400-Meters, 55-Meters* Duane Brisbon, Triple Jump*, Triple Jump Jeff Sander, High Jump*, 55-Meter hurdles*, Pole Vault*, Decathlon Andrei Skvortsov, Pole Vault*, Pole Vault James Robinson, Triple Jump Paul Bennett, Cross Country	2006	Steven Edwards, Discus, Weight Throw* Dan Raithe, Hammer Throw, Weight Throw* 1600-Meter Relay (Dannon Abney, Ryan Irvin, Kyle Brown, Bruce Williams) 1600-Meter Relay* (Ryan Irvin, Bruce Williams, Kyle Brown, Dannon Abney) Lori Pitz, Heptathlon Jennifer Drum Greer, High Jump, High Jump* Becky Haug, Discus Kristin Anderson, 5,000-Meter Run*, Distance Medley Relay* Distance Medley Relay (Alison Kelley, Amber Walker, Kristin Anderson, Lori Pitz) Imani Butler, 200-Meter Dash* Jarod Wall, 5,000-Meter Run*
2000	Edwin Harris, 400-Meters*, 400-Meters Duane Brisbon, Triple Jump* Rachel Harvey, Cross Country, 800-Meters*, 800-Meters Melissa Short, 800-meters* Vladimir Golias, Cross Country, Steeplechase, 5000-M Andrei Skvortsov, Pole Vault Josh Roberts, Pole Vault Brayce Forsha, 1500-Meters	2007	Dan Raithe, Hammer Throw, Weight Throw* 1600-Meter Relay (Dannon Abney, Ryan Irvin, Bruce Williams, Kai Roper) 1600-Meter Relay* (Dannon Abney, Kyle Brown, Ryan Irvin, Bruce Williams) Kyle Brown, 800-Meters 400-Meter Relay (Dannon Abney, Bruce Williams, Ryan Irvin, Kai Roper) Cody Varner, Heptathlon Anne Carlson, Heptathlon Chelsea Luck, 60-meter hurdles* Brittanie Roldan, Triple Jump*
2001	Duane Brisbon, Triple Jump*, Triple Jump Ivan Varbanov, High Jump* Brayce Forsha, Mile* Rachel Harvey, 800-Meters* 1600-Meter Relay (Lamont Truitt, David Baxter, Aaron Schlecht, Edwin Harris)* Vladimir Golias, Steeplechase Zach Miller, Decathlon Aaron Crossley, Decathlon Leif Kennedy, 800-Meters Derek Kliethermes, Pole Vault Josh Roberts, Pole Vault Andy Gilmore, High Jump 1600-Meter Relay (David Baxter, Leif Kennedy, Jeremy Knox, Edwin Harris)	2008	Dan Raithe, Hammer Thow, Weight Throw * Jaban Moore, Hammer Throw Drew Frizzell, Shot Put, Weight Throw* 400-Meter Relay (Dannon Abney, Damond Berry, Eric Moore, Chris Leverette) Anne Carlson, Heptathlon Haley Morrissey, High Jump* Kayla Muyskens, Discus
2002	Duane Brisbon, Triple Jump* Ivan Varbanov, High Jump* Leif Kennedy, 800-Meters* Aaron Crossley, Long Jump* 1600-Meter Relay (Duane Brisbon, Aaron Crossley,		

* - Indoors

44 - UCM MULTIPURPOSE BUILDING RECORDS

60-Meter Dash

Men: 6.64, LeRon Clark, unattached, 2008
Women: 7.33, Bev Grant, Mizuno, 1998

200-Meter Dash

Men: 21.66, **Jeremy Knox, UCM, 1999**
Women: 23.64, Beverly Grant, Mizuno T.C., 1998

400-Meter Dash

Men: 47.74, Dinsdale Morgan, PSU, 1996
Women: 53.67, Lorraine Graham, LU, 1997

600-Yard Run

Men: 1:09.34, Bob Thomas, SEMSU, 1983
Women: 1:23.74, Rosalyn Dunlop, Missouri, 1981

800-Meter Run

Men: 1:51.08, John Matheri, BCCC, 1999
Women: 2:09.81, Margaret Nakintu, Missouri Baptist, 2006

1,000-Meter Run

Men: 2:30.45, Jurmain Mitchell, ESU, 1995
Women: 3:00.28, Melanie Enneking, PSU, 1995

Mile Run

Men: 4:08.02, **Alexandr Alexin, UCM, 1997**
Women: 4:45.63, Margaret Nakintu, Missouri Baptist, 2006

3,000-Meter Run

Men: 8:21.93, **Alexandr Alexin, UCM, 1998**
Women: 10:05.26, Christie Allen, PSU, 1991

5,000-Meter Run

Men: 14:32.10, Josphat Boit, C. Methodist, 2002
Women: 17:32.18, Beth Luebbering, TSU, 2000

60-Meter Hurdles

Men: 7.69, Decasmo Wright, unattached, 2008
Women: 8.41, Myrna Moore, unattached, 1984

Mile Relay

Men: 3:16.74, Southeast Missouri State, 1984
Women: 3:46.54, Lincoln, 1997

Two-Mile Relay

Men: 7:44.53, Lincoln, 1982
Women: 9:27.34, Kansas, 1981

Distance Medley Relay

Men: 10:32.25, Mid-America Nazarene, 2004
Women: 11:50.25, Missouri Baptist, 2006

Long Jump

Men: 25-9.25, Chris Wright, KCKCC, 1995
Women: 20-6.25, Tongula Givens, unattached, 2001

Triple Jump

Men: 53-5.00, Keith Presberry, SEMSU, 1986
Women: 43-3.25, Tongula Givens, unattached, 2001

High Jump

Men: 7-3.25, **Ivan Varbanov, UCM, 2005**
Women: 5-11.50, Karol Damon, unattached, 2000

Shot Put

Men: 72-09.25, Christian Cantwell, Nike, 2008
Women: 52-7.50, Heather Leverington, ESU, 2001

Weight Throw

Men: 71-3.25, Witek Busse, unattached, 1997
Women: 64-02.25, Elisha Hunt, Missouri, 2008

Pole Vault

Men: 17-6.50, Lance Adams, KU, 1988 and
Andrei Skvortsov, UCM, 1999
Women: 113-8.25, Andrea Dutoit, Unattached, 2004



100-Meter Dash

Men: 10.30, Brandon Truman, TSU, 1993

Women: 11.38, Bev Grant, unattached, 1998

200-Meter Dash

Men: 21.07, Orion Nicely, Mid America Nazarene, 2004

Women: 24.40, Nika Smith, Fl. Valley CC, 1994

400-Meter Dash

Men: 46.36, Duane Hill, LU, 1996

Women: 53.50, Kehinde Vaughan, SEMSU, 1987

800-Meter Run

Men: **1:50.58, Leif Kennedy, UCM, 2002**

Women: 2:10.46, Laura Byrne, SEMSU, 1987

1,500-Meter Run

Men: 3:47.78, Brian Radle, SEMSU, 1987

Women: 4:31.2, Margaret Smith, Missouri, 1981

3,000-Meter Steeplechase

Men: 8:37.4, Mike Vanatta, SEMSU, 1984

Women: 10:49.5, Ester Erdelyi, Central Methodist, 2001

3,000-Meter Run

Women: **9:38.59, Darla Moberly, UCM, 1986**

5,000-Meter Run

Men: **14:13.4, Mark Curp, UCM, 1981**

Women: **16:29.23, Darla Moberly, UCM, 1986**

10,000-Meter Run

Men: 29:36.4, Art Waddle, SEMSU, 1987

Women: 32:17.10, Christine McMiken, Oklahoma State, 1986

110 / 100-Meter Hurdles

Men: 13.9, Mark McKinney, LU, 1989

Women: 13.7, Kareecia Thompson, Mid-America Nazarene, 2004

400-Meter Hurdles

Men: 51.06, Dinsdale Morgan, unattached, 1998

Women: 1:01.01, Christina Winkler, TSU, 2004

400-Meter Relay

Men: **40.62, Central Missouri, 2004**

Women: 46:04, Northeastern Oklahoma A&M, 1988

1,600-Meter Relay

Men: 3:12.86, Johnson County C.C., 1999

Women: 3:46.7, Northeastern Oklahoma A&M, 1989

High Jump

Men: **7-1.00, Ivan Varbanov, UCM, 2004**

Women: **5-9.25, Jennifer Drum, UCM, 2004**

Pole Vault

Men: **17-8.50, Andrei Skvortsov, UCM, 1999**

Women: 13-04.25, Amy Linnen, Unattached, 2004

Long Jump

Men: **25-5.50, Danny Holland, UCM, 1987**

Women: 19-7.75, Tongula Givens, MSSC, 1993

Triple Jump

Men: **51-06.50, Ivan Varbanov, UCM, 2004**

Women: 39-9.25, Tongula Givens, MSSC, 1993

Shot Put

Men: 65-6.00, Brad Mears, unattached, 1996

Women: 50-10.00, Kathy Devine, ESU, 1976

Discus

Men: 189-9.00, Jeff Kremer, unattached, 1996

Women: 169-2.00, Marie Frees, Mid-America Nazarene, 1985

Hammer Throw

Men: 222-3.00, Jeff Kremer, Mule Track, 2002

Women: 194-09, Chanda Andrews, unattached, 2008

Javelin

Men: 253-11.00, Dan Thomasson, PSU, 1982

Women: 157-8.00, Dana Glidden, Missouri, 1979

Decathlon / Heptathlon

Men: 7,577 pts., Jeff Sander, unattached, 2000

Women: 4,927 pts., Tonya Kneifl, South Dakota, 2000

