

Curriculum Maps

By Academic Programs and Services

How to add Curriculum Map

The screenshot displays the Tk20 UCM web application interface. On the left is a red navigation menu with the following items: HOME, ADMINISTRATION, COURSE REGISTRATION, DOCUMENT ROOM, REPORTS, ACCREDITATION MANAGEMENT, ADVISEMENT, COURSES, COURSE EVALUATIONS, FACULTY QUALIFICATIONS, FIELD EXPERIENCE, PLANNING (highlighted with a white checkmark), PORTFOLIOS, and SURVEYS. The main content area shows the 'ASSESSMENT PLANNING' section, which is currently expanded to show a sub-menu. The sub-menu items are: Unit Dashboard, Unit Setup, Mission, Outcomes/Goals, Assessment Planning, Feedback, Curriculum Maps, Browse, Edit/Create Maps (highlighted in dark blue), and Juried Assessments. Below the sub-menu, there is a section for 'Organization' with a dropdown menu set to 'COE: Education'. At the bottom, there is a section for 'Assessment' with a dropdown menu set to 'Academic Year 2017-2018' and a 'Show' button. The URL at the bottom of the page is 'tk20.com/.../k12_institutionalplanning.php'.

1. Open Tk20
2. Click on Planning in Left Side Menu
3. Go to Assessment Planning
4. Select Edit/Create Maps

ASSESSMENT PLANNING

PLANNING SETUP

1. Click on “add new”
button highlighted.

Edit or Create Curriculum Maps

Curriculum Maps

<input type="checkbox"/>	Curriculum Map	Description
<input type="checkbox"/>	Automotive Technology Management	This curriculum map aligns courses with assessments points.
<input type="checkbox"/>	Baccalaureate Social Work Program	The curriculum map aligns courses with formative and summative assessment points.
<input type="checkbox"/>	Computer Information Systems MS CIS and IT	

Create New Curriculum Map

- Step 1
Enter Basic Information
- Step 2
Select Outcomes
- Step 3
Map Courses to Outcomes

Step 1. Enter Basic Information

Next >> Save Cancel

Curriculum Map Details

Title*

Enter Title of the map here

Description

Enter any description about your map

Is this map active?

Yes No

Organizations

Select Yes to keep the map active or No to continue working on map and wish to keep it inactive.

Select Courses

Select Term

Enter a term for which you would like to search courses.

Specify Courses

Next >> Save Cancel

Select Courses

Select Term

Enter a term for which you would like to search courses.

Summer 2015

Select any Term (ex: Summer 2015)

Specify Courses

ACCT,ART

-> Enter prefixes of courses separated by ',' (ex: ACCT,ART)

Display Courses

Search Results

1 - 25 of 34 Page: 1 First < Previous | Next > | Last

Select the courses that you wish to include in your curriculum.

-> Click on "Display Courses"

-> Select the courses

-> Click "Next"

<input type="checkbox"/> Course Number	
<input type="checkbox"/> ACCT 2101	
<input type="checkbox"/> ACCT 2102	Spring 2015, Summer 2015, Fall 2015, Fall 2016, Spring 2017, Summer 2017
<input type="checkbox"/> ACCT 3110	Summer 2015, Fall 2015, Fall 2016, Spring 2017, Summer 2017
<input type="checkbox"/> ACCT 3135	Spring 2015, Summer 2015, Fall 2015, Fall 2016, Spring 2017, Summer 2017
<input type="checkbox"/> ACCT 4100	Summer 2015, Fall 2015, Fall 2016, Spring 2017, Summer 2017
<input type="checkbox"/> ACCT 4165	Summer 2015, Fall 2015, Fall 2016, Summer 2017
<input type="checkbox"/> ACCT 5105	Summer 2015, Fall 2015, Fall 2016
<input type="checkbox"/> ACCT 5130	Summer 2015, Summer 2017
<input type="checkbox"/> ACCT 5155	Summer 2015, Summer 2017
<input type="checkbox"/> ACCT 6160	Spring 2015, Summer 2015, Fall 2015, Summer 2017
<input type="checkbox"/> ART 1110	Summer 2015, Fall 2015, Fall 2016, Spring 2017, Summer 2017
<input type="checkbox"/> ART 1120	Summer 2015, Fall 2015, Fall 2016, Spring 2017, Summer 2017
<input type="checkbox"/> ART 1315	Spring 2015, Summer 2015, Fall 2015, Fall 2016, Spring 2017
<input type="checkbox"/> ART 1325	Spring 2015, Summer 2015, Fall 2015, Fall 2016, Spring 2017, Summer 2017
<input type="checkbox"/> ART 1800	Summer 2015, Fall 2015, Fall 2016, Spring 2017, Summer 2017
<input type="checkbox"/> ART 1835	Spring 2015, Summer 2015, Fall 2015, Fall 2016, Spring 2017, Summer 2017
<input type="checkbox"/> ART 2511	Summer 2015, Fall 2015, Fall 2016, Spring 2017
<input type="checkbox"/> ART 2710	Spring 2015, Summer 2015, Fall 2015, Fall 2016, Spring 2017, Summer 2017

Create New Curriculum Map

- Step 1
Enter Basic Information
- Step 2
Select Outcomes
- Step 3
Map Courses to Outcomes

Step 2. Select Outcomes

Select Outcomes

Organization

Select the organization(s) for which the associated outcomes should be included in the curriculum map.

Type

Keyword

Search for outcomes by entering a word or phrase contained in desired outcome(s).

Additional Information

 Collect Feedback from faculty on specified outcomes ?

- COE: Education
- COE: Alternative Certification, non degree-seeking
- COE: Autism Spectrum Disorders - G Cert
- COE: Business Education - Minor
- COE: Business Teacher Education - Area
- COE: Career and Technical Education - Cert
- COE: Career and Technical Education Leadership - MS
- COE: Career and Technology Education (CTE)
- COE: Career and Technology Teacher Education - BSE
- COE: Central Regional Professional Development Center
- COE: Charter School Office
- COE: Child and Family Development - BS
- COE: Child and Family Development - Minor
- COE: College Student Personnel Administration - MS
- COE: Community Counseling - Concentration
- COE: Cooperative Doctoral Program - Ed Leadership EdD
- COE: Counseling - MS
- COE: CTE Administration Leadership - G Cert
- COE: Curriculum & Instruction - MSE
- COE: Early Childhood Special Education - Area
- COE: Education

Select the department for which the outcomes should be included in map.

Create New Curriculum Map

- Step 1
Enter Basic Information
- Step 2
Select Outcomes
- Step 3
Map Courses to Outcomes

Step 2. Select Outcomes

Select Outcomes

Organization
Select the organization(s) for which the associated outcomes should be included in the curriculum map.

Type
Search for outcomes by entering a word or phrase contained in desired outcome(s).

COE: Education


Any
Goal
Program SLO
General Education Competencies
General Education Outcome
Accreditation Outcome
LQP
Standard

Search

Additional Information

Collect feedback from faculty on specified outcomes? Yes No

< Back Save Cancel



Select type to be included in the map.

Create New Curriculum Map

- Step 1
Enter Basic Information
- Step 2
Select Outcomes
- Step 3
Map Courses to Outcomes


Step 2. Select Outcomes

Select Outcomes

Organization
Select the organization(s) for which the associated outcomes should be included in the curriculum map.

Type

Keyword
Search for outcomes by entering a word or phrase contained in desired outcome(s).



-> Enter any keyword on outcomes and hit "Search".
-> Select outcomes to be included in the map.

Search Results:
Select the outcomes you wish to map to your courses and click "Next". You may remove unwanted outcomes in Step 3.


<input type="checkbox"/>	Goal/Student Learning Outcome/Objective/Program Goal/General Education Outcome
<input type="checkbox"/>	1. Give the students a basic foundation in accounting principles so that they will be prepared to learn advanced theory, practices, and principles.
<input type="checkbox"/>	2. Prepare students to be able to facilitate and/or evaluate internal accounting practices.
<input type="checkbox"/>	3. Teach students how to apply accounting theory, practices, and principles through the use of major accounting software.
<input type="checkbox"/>	4. Provide the students with current accounting information so that they are able to apply this knowledge, especially with regard to tax theory and tax law.
<input type="checkbox"/>	5. Students will be able to use accounting skills in the professional world.
<input type="checkbox"/>	Students will be able to learning accounting things

Search Results:

Select the outcomes you wish to map to your courses and click "Next". You may remove unwanted outcomes in Step 3.

Goal/Program SLO/General Education Competencies/General Education Outcome/Accreditation Outcome/CQIP	Type	Category	Organization/Program
<input checked="" type="checkbox"/> 1. Critical Thinking	Program SLO		HCSOBA: CIS
<input checked="" type="checkbox"/> 2. Valuing	Program SLO		HCSOBA: CIS
<input type="checkbox"/> 3A. Communicating - Writing	Program SLO		HCSOBA: CIS
<input type="checkbox"/> 3B. Communicating - Oral	Program SLO		HCSOBA: CIS
<input type="checkbox"/> 4. Interacting	Program SLO		HCSOBA: CIS

Additional Information

Collect Feedback from faculty on specified outcomes? Yes No 

[< Back](#) [Next >](#) [Save](#) [Cancel](#)

->Select “yes” to collect feedback on outcomes from faculty associated with selected courses.
->Click “Next”

Curriculum Map

[< Back](#) [Preview](#) [Save](#) [Cancel](#)

View By Courses ▼

To remove a course or outcome from this map, select it and click the "remove" button. To add more courses or outcomes, click the appropriate link below.

[print](#) [refresh](#) [Add more courses](#) | [Add more outcomes](#)

Outcomes: 1. Critical Thinking

2. Valuing

Courses:

<input type="checkbox"/> ACCT 2101	Level	Not Applicable ▼		
	Emphasis	Not Applicable ▼		
	Measure			
<input type="checkbox"/> ACCT 2102	Level	Not Applicable ▼		
	Emphasis	Not Applicable ▼		
	Measure			
<input type="checkbox"/> ACCT 3110	Level	Not Applicable ▼		
	Emphasis	Not Applicable ▼		
	Measure			

For each course, indicate the level (Not Applicable, Introduce, Reinforce)

For each course, indicate the Emphasis (Not Applicable, Low, Medium, High)

[< Back](#) [Preview](#) [Save](#) [Cancel](#)

Click "save" button to save the map.

How to delete a map

Edit or Create Curriculum Maps

1 - 25 of 26 Page: 1

Curriculum Maps

<input type="checkbox"/>	Curriculum Map	Description
<input checked="" type="checkbox"/>	Automotive Technology Management	This curriculum map aligns courses with assessments points.
<input type="checkbox"/>	Baccalaureate Social Work Program	The curriculum map aligns courses with assessments points.
<input type="checkbox"/>	Computer Information Systems MS CIS and IT	
<input type="checkbox"/>	Construction Management	This curriculum map aligns courses with assessments points.
<input type="checkbox"/>	Copy of Automotive Technology Management	This curriculum map aligns courses with assessments points.
<input type="checkbox"/>	Copy of Music - Bachelor of Arts	
<input type="checkbox"/>	Design & Drafting Technology (CADD)	This curriculum map aligns courses with assessments points.
<input type="checkbox"/>	Digital Media Production	This map lays out our tiered system (1, 2, 3, 4) and aligns courses to their outcomes.
<input type="checkbox"/>	Engineering Technology	This curriculum map aligns courses with assessments points.
<input type="checkbox"/>	Fashion: Textiles and Clothing in Business	This curriculum map aligns courses with assessments points. Entrance & Exit exams mapped. FAME 4445 not pulling Exit Exam done here.
<input type="checkbox"/>	Geography (Example)	
<input type="checkbox"/>	Graphic Technologies	This curriculum map aligns courses with assessments points. Not all course loaded (?)

1. Follow steps to open Curriculum Maps “Edit/Create” maps module. (Shown on Slide 2)
2. Select the map to be deleted
3. Click on “delete” button to delete the map.

How to edit a map

Edit or Create Curriculum Maps

1 - 25 of 26 Page: 1

Curriculum Maps

[add new](#) [copy](#) [delete](#)

<input type="checkbox"/> Curriculum Map	Description
<input checked="" type="checkbox"/> Automotive Technology Management	aligns c
<input type="checkbox"/> Baccalaureate Social Work Program	The curriculum map aligns c
<input type="checkbox"/> Computer Information Systems MS CIS and IT	
<input type="checkbox"/> Construction Management	This curriculum map aligns courses with assessments points.
<input type="checkbox"/> Copy of Automotive Technology Management	This curriculum map aligns courses with assessments points.
<input type="checkbox"/> Copy of Music - Bachelor of Arts	
<input type="checkbox"/> Design & Drafting Technology (CADD)	This curriculum map aligns courses with assessments points.
<input type="checkbox"/> Digital Media Production	This map lays out our tiered system (1, 2, 3, 4) and aligns courses to their outcomes.
<input type="checkbox"/> Engineering Technology	This curriculum map aligns courses with assessments points.
<input type="checkbox"/> Fashion: Textiles and Clothing in Business	This curriculum map aligns courses with assessments points. Entrance & Exit exams mapped. FAME 4445 not pulling Exit Exam done here.
<input type="checkbox"/> Geography (Example)	
<input type="checkbox"/> Graphic Technologies	This curriculum map aligns courses with assessments points. Not all course loaded (?)

1. Follow steps to open Curriculum maps “create/edit” maps module (Shown on Slide 2).
2. Click on the map you wish to edit.

test map 2

Curriculum Map Details

Title*

Description

Is this map active? Yes No

Organizations

Collect Feedback from faculty on specified outcomes? Yes No

Enter title, description or any basic details to be edited here.

Curriculum Map

[Cancel](#)

View By ▼

To remove a course or outcome from this map, select it and click the "remove" button. To add more courses or outcomes, click the appropriate link below.

[Add more courses](#) | [Add more outcomes](#)

Outcomes: 2. Valuing



Courses:

<input type="checkbox"/> ANTH 4815	Level	<input type="button" value="I (Introduced)"/> ▼
	Emphasis	<input type="button" value="Medium"/> ▼
	Measure	<input type="text"/>

Curriculum Map

Preview

Save

Cancel

View By Courses

To remove a course or outcome from this m

print

remove

[Add more courses](#)

Outcomes: 2. Valuing

To add more courses,
click on this link

Add Courses

Add

Select Courses

Select Term

Enter a term for which you would like to search courses.

Summer 2017

Specify Courses

Display Courses

Search Results

Select the courses that you wish to include in your curriculum map.

Course Number	Term
<input type="checkbox"/> ACCT 2101	Spring 2015, Summer 2015, Fall 2015, Fall 2016, Spring 2017, Summer 2017
<input type="checkbox"/> ACCT 2102	Spring 2015, Summer 2015, Fall 2015, Fall 2016, Spring 2017, Summer 2017
<input type="checkbox"/> ACCT 3110	Summer 2015, Fall 2015, Fall 2016, Spring 2017, Summer 2017
<input type="checkbox"/> ACCT 3135	Spring 2015, Summer 2015, Fall 2015, Fall 2016, Spring 2017, Summer 2017
<input type="checkbox"/> ACCT 4100	Summer 2015, Fall 2015, Fall 2016, Spring 2017, Summer 2017
<input type="checkbox"/> ACCT 4135	Fall 2015, Fall 2016, Spring 2017, Summer 2017
<input type="checkbox"/> ACCT 4165	Summer 2015, Fall 2015, Fall 2016, Summer 2017
<input type="checkbox"/> ACCT 5130	Summer 2015, Summer 2017
<input type="checkbox"/> ACCT 5155	Summer 2015, Summer 2017
<input type="checkbox"/> ACCT 6160	Spring 2015, Summer 2015, Fall 2015, Summer 2017
<input type="checkbox"/> ACST 1300	Fall 2015, Fall 2016, Spring 2017, Summer 2017
<input type="checkbox"/> ACST 5920	Summer 2017
<input type="checkbox"/> AE 1030	Summer 2015, Fall 2015, Fall 2016, Spring 2017, Summer 2017
<input type="checkbox"/> AE 4800	Summer 2015, Summer 2017
<input type="checkbox"/> ARRI 3110	Fall 2015, Fall 2016, Spring 2017, Summer 2017

->Select the courses to be added
->Click "Add" button on top right corner to add selected courses to map

Curriculum Map

Preview Save Cancel

View By Courses ▾

To remove a course or outcome from this map, select it and click the "re

print remove Add more courses | Add more outcomes

To add more outcomes,
click on this link

Add Outcomes

Add Cancel

Select Outcomes

Organization

Select the organization(s) for which the associated outcomes should be included in the curriculum map.

HCSoba: CIS ▾

Type

Program SLO ▾

Keyword

Search for outcomes by entering a word or phrase contained in desired outcome(s).

Search

Search Results:

Select the outcomes you wish to map to your courses and click "Add". You may remove unwanted outcomes in Step 3.

<input type="checkbox"/>	Goal/Program SLO/General Education Competencies/General Education Outcome/Accreditation Outcome/CQIP	Type	Category	Organization/Program
<input type="checkbox"/>	1. Critical Thinking	Program SLO		HCSoba: CIS
<input checked="" type="checkbox"/>	2. Valuing	Program SLO		HCSoba: CIS
<input type="checkbox"/>	3A. Communicating - Writing	Program SLO		HCSoba: CIS
<input type="checkbox"/>	3B. Communicating - Oral	Program SLO		HCSoba: CIS
<input type="checkbox"/>	4. Interacting	Program SLO		HCSoba: CIS

->Select the outcomes to be added
->Click "Add" button on top right corner to add selected outcomes to map

Add Cancel

Curriculum Map

Preview

Save

Cancel



->Edit "course to outcome" details
->Hit "Save" to update the map

View By Courses ▼

To remove a course or outcome from this map, select it and click the "remove" button. To add more courses or outcomes, click the appropriate link below.

print

remove

[Add more courses](#)

| [Add more outcomes](#)

Outcomes: 2. Valuing



Courses:

<input type="checkbox"/> ANTH 4815	Level	I (Introduced) ▼
	Emphasis	Medium ▼
	Measure	
<input type="checkbox"/> ANTH 4830	Level	Not Applicable ▼
	Emphasis	Not Applicable ▼
	Measure	

Preview

Save

[Cancel](#)

If you have any questions, please contact

Nhung Pham

Email: pham@ucmo.edu

Office: 8855