

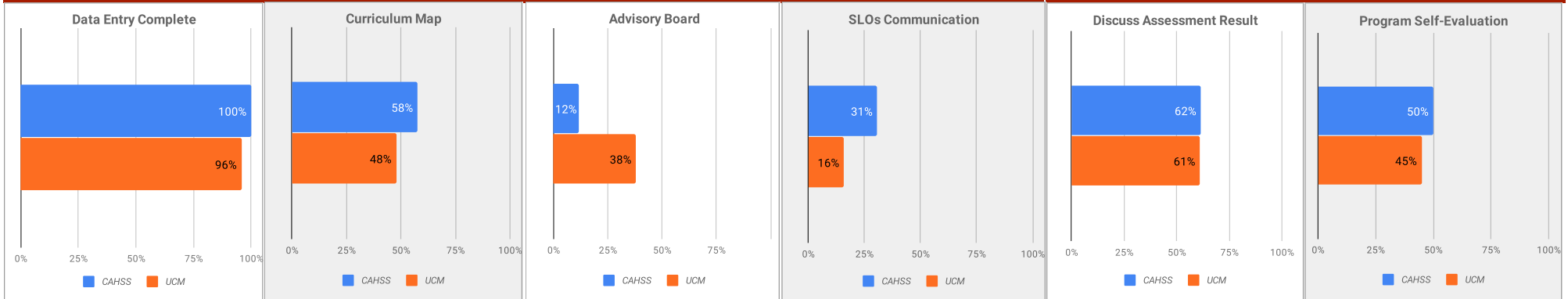


# CAHSS Program Assessment Report 17-18

(Last updated on December 14th, 2018)



## Continuous Quality Improvement Process (CQIP) Implementation



100% of programs completed assessment reporting in TK20.

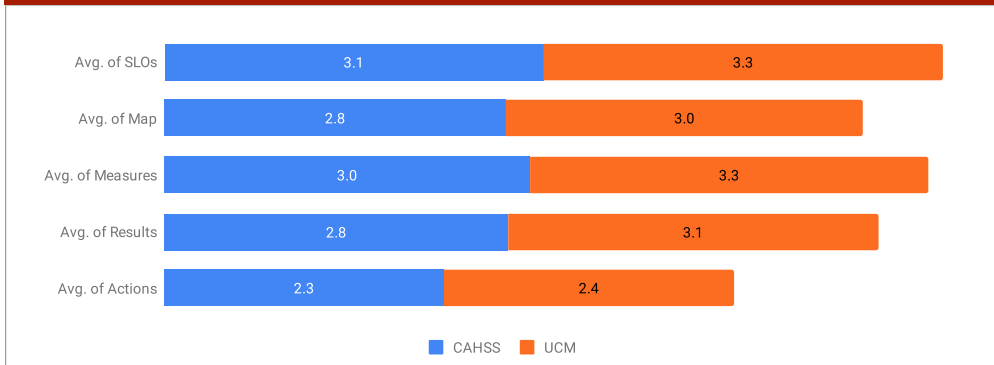
58% of programs had curriculum map for their academic programs.

12% of programs had evidence to validate SLOs or discuss assessment results with advisory board in the assessment report.

31% of programs had evidence to communicate SLOs with students in assessment report.

62% of programs had evidence to discuss assessment results with faculty in the report and 50% of program coordinators self-evaluated their own assessment report. This data provided HLC the evidence that university assessment practice includes substantial participation of faculty and other instructional staff members."

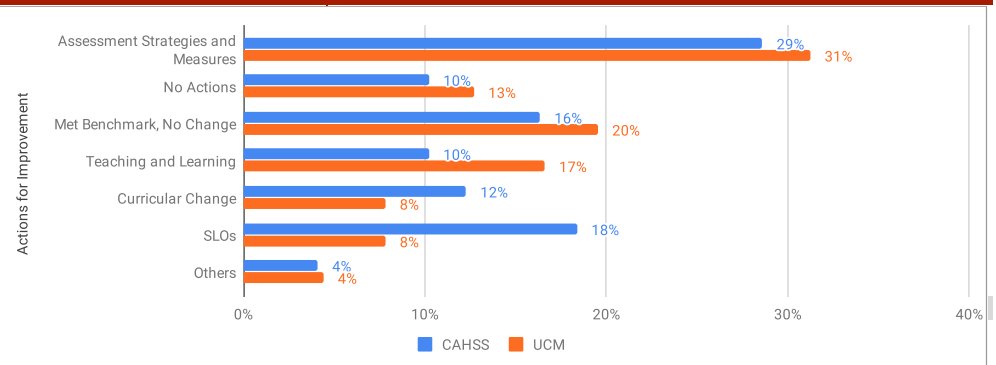
## Peer Review of Program Assessment Report (Sampling: 59 Programs)



Programs need to get average score 3 or above in the program assessment rubric to meet the benchmark. The assessment reports were reviewed by University Assessment Coordinator and College Assessment Committee. Note: COE reports were only reviewed by College Assessment Committee.

35% of 17 evaluated programs met the benchmark, scored 3 or above in all components of assessment report (SLOs, Measures, Results and Actions). 17% of programs scored close to the benchmark (2.7-2.9)

## Actions for Improvement



29% of programs made actions for improving the assessment process (Assessment Strategies and Measures). 10% of programs did not make any actions based on assessment results.

40% of programs made actions for improving academic programs such as Teaching and Learning, Curricular Change or SLOs.