

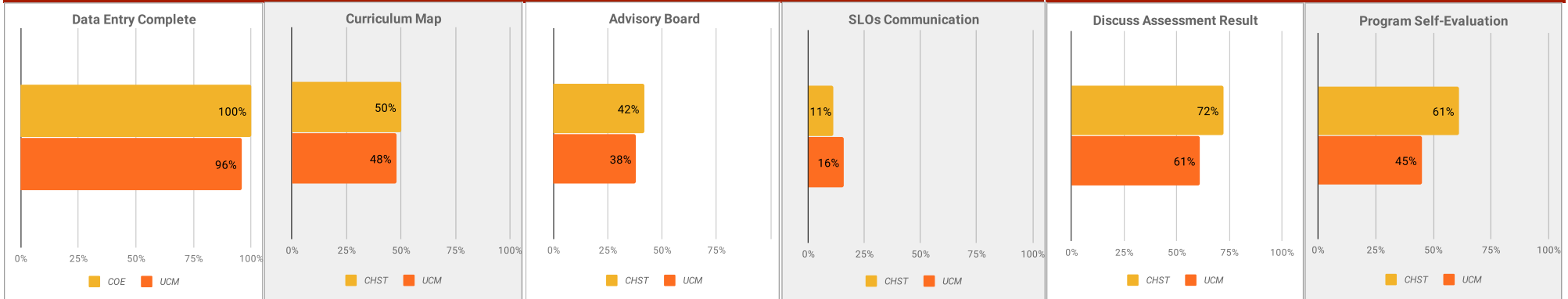


CHST Program Assessment Report 17-18

(Last updated on December 14th, 2018)



Continuous Quality Improvement Process (CQIP) Implementation



100% of programs completed assessment reporting in TK20.

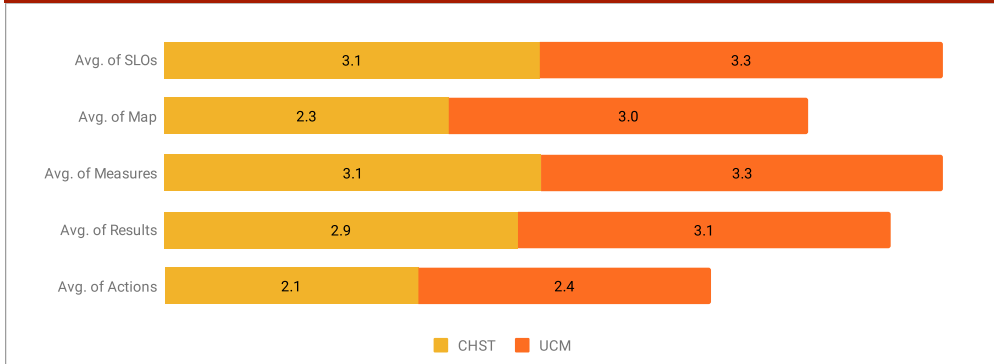
50% of programs had curriculum map for their academic programs.

42% of programs had evidence to validate SLOs or discuss assessment results with advisory board in the assessment report.

11% of programs had evidence to communicate SLOs with students in assessment report.

72% of programs had evidence to discuss assessment results with faculty in the report and 61% of program coordinators self-evaluated their own assessment report. This data provided HLC the evidence that university assessment practice includes substantial participation of faculty and other instructional staff members."

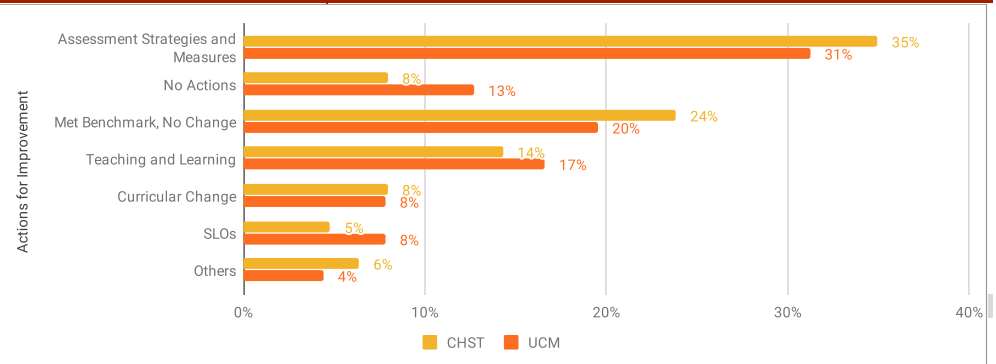
Peer Review of Program Assessment Report (Sampling: 59 Programs)



Programs need to get average score 3 or above in the program assessment rubric to meet the benchmark. The assessment reports were reviewed by University Assessment Coordinator and College Assessment Committee. Note: COE reports were only reviewed by College Assessment Committee.

44% of 18 evaluated programs met the benchmark, scored 3 or above in all components of assessment report (SLOs, Measures, Results and Actions). 22% of programs scored close to the benchmark (2.7-2.9)

Actions for Improvement



35% of programs made actions for improving the assessment process (Assessment Strategies and Measures). 8% of programs did not make any actions based on assessment results.

27% of programs made actions for improving academic programs such as Teaching and Learning, Curricular Change or SLOs.