

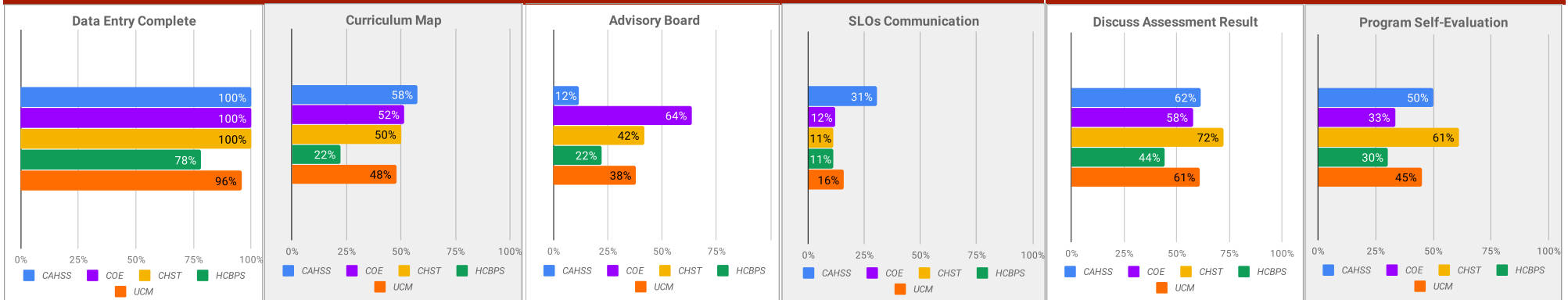


University Program Assessment Report 17-18

(Last updated on December 14th, 2018)

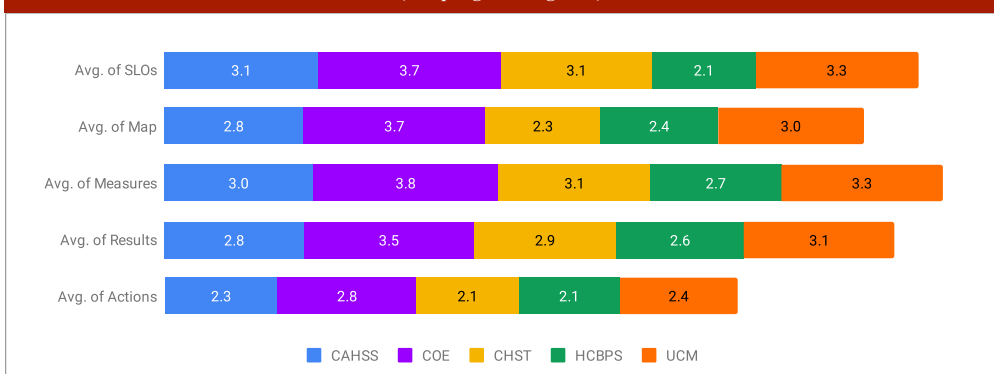


Continuous Quality Improvement Process (CQIP) Implementation



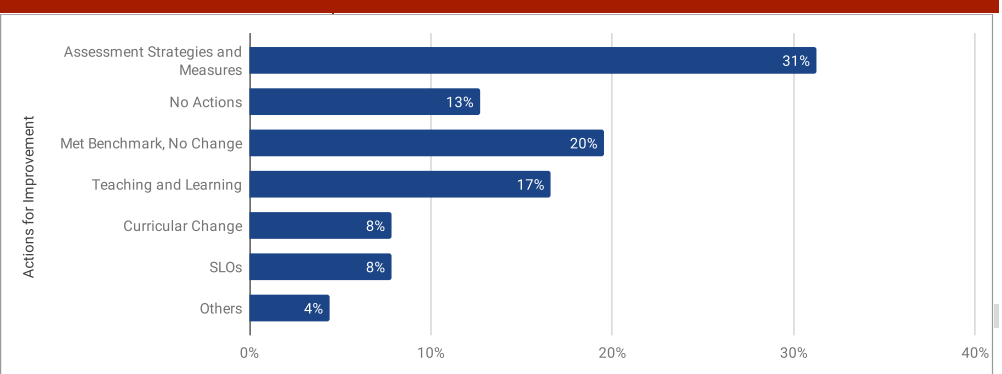
96% of programs completed assessment reporting in TK20. **48% of programs had curriculum map for their academic programs.** **38% of programs had evidence to validate SLOs or discuss assessment results with advisory board in the assessment report.** **16% of programs had evidence to communicate SLOs with students in assessment report.** **61% of programs had evidence to discuss assessment results with faculty and 45% of program coordinators self-evaluated their own assessment report. This data provided HLC the evidence that university assessment practice includes substantial participation of faculty and other instructional staff members."**

Peer Review of Program Assessment Report (Sampling: 59 Programs)



Programs need to get **average score 3 or above** in the program assessment rubric to **meet the benchmark**. The assessment reports were reviewed by **University Assessment Coordinator** and **College Assessment Committee**. **Note: COE reports were only reviewed by College Assessment Committee.** **46% of 59 evaluated programs met the benchmark, scored 3 or above in all components of assessment report (SLOs, Measures, Results and Actions). 17% of programs scored close to the benchmark (2.7-2.9)**

Actions for Improvement



31% of programs made actions for improving the assessment process (Assessment Strategies and Measures). 13% of programs did not make any actions based on assessment results. **33% of programs made actions for improving academic programs such as Teaching and Learning, Curricular Change or SLOs.**